



SPECIAL RELEASE

NEGROS ORIENTAL VITAL EVENTS FIRST QUARTER 2019

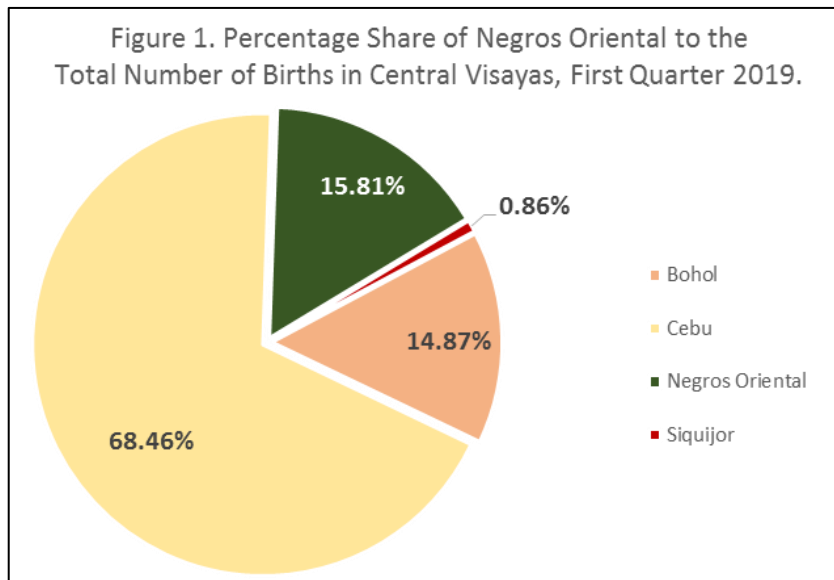
Date of Release: **April 8, 2020**

Reference No. **2020-SR46-010**

The information presented in this special release are the registered births, marriages and deaths which occurred in the province from January to March 2019. The data presented were obtained from the Certificates of Live Birth (Municipal Form No. 102), Marriage Contract (Municipal Form No. 97), Certificate of Death (Municipal Form No. 103) and Certificate of Fetal Death (Municipal Form No. 103A) that were registered at the Office of the City/Municipal Civil Registrars all throughout the province and forwarded to the Philippine Statistics Authority.

Negros Oriental ranked second in Central Visayas

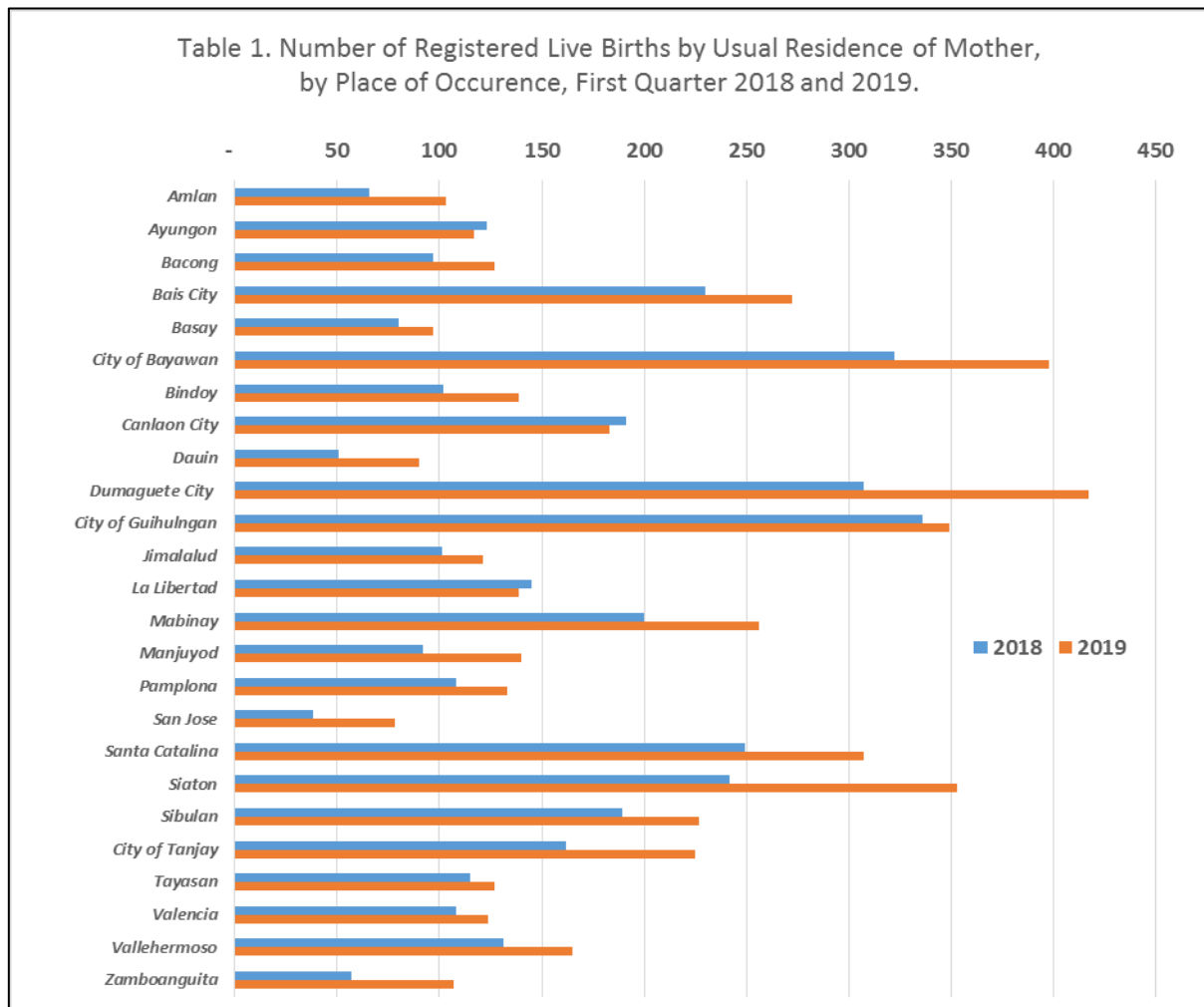
The province of Negros Oriental ranked second in Central Visayas in the total number of live births by usual residence of the mother during the first quarter in 2019. About 4,794 live births in the province which translated to 15.81 percent to the total registered live births of the Region during the reference quarter (Figure 1).



Registered Live Births showed an increasing trend

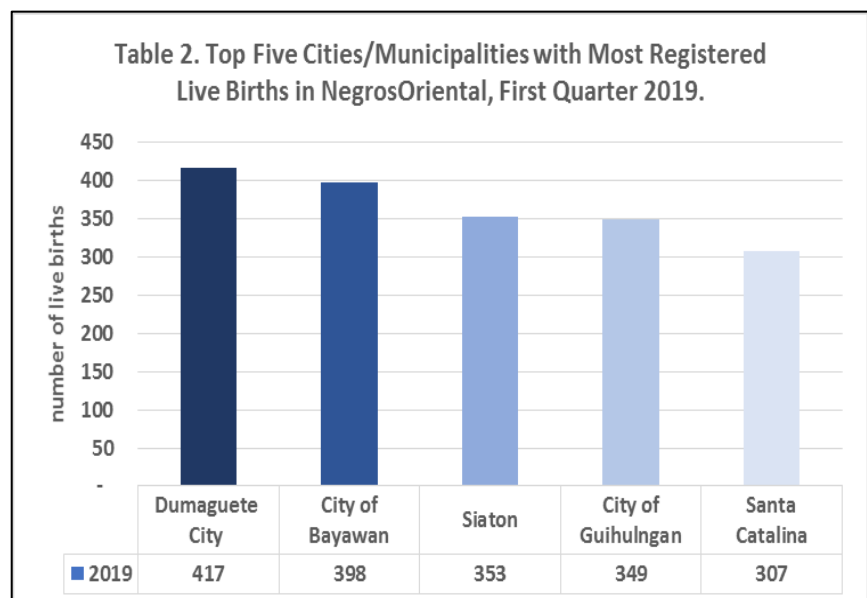
The preliminary counts of the number of registered live births by usual residence of mother in 2019 increased by 952 or 24.78 percent from 2018. On the average, there were 13 babies born daily during the first quarter in 2019 or about one baby born every two hours. Ayungon, Canlaon City and La Libertad had lower

registered live births compared to 2018 with decreases in the registration by 4.88 percent, 4.19 percent and 4.14 percent, respectively (Table1).



Highest Occurrence of Births in Dumaguete City

Of the total live births in the province, 8.70 percent (417 births) were born in the capital of Negros Oriental, which is Dumaguete City. These live births were followed by City of Bayawan (398 births), Siaton (353 births), City of Guihulngan (349 births), and Santa Catalina (307 births) (Table 2).



More males than females

Of the total registered live births in the first quarter of 2019 in the province, 2,433 of which were male (50.75 percent) and 2,361 were female (49.25 percent). This resulted in a sex ratio of 103 males per 100 females in the province (Figure 2).

Figure 2. Sex Ratio of Registered Live Births by Usual Residence of Mother in Negros Oriental, First Quarter 2019.

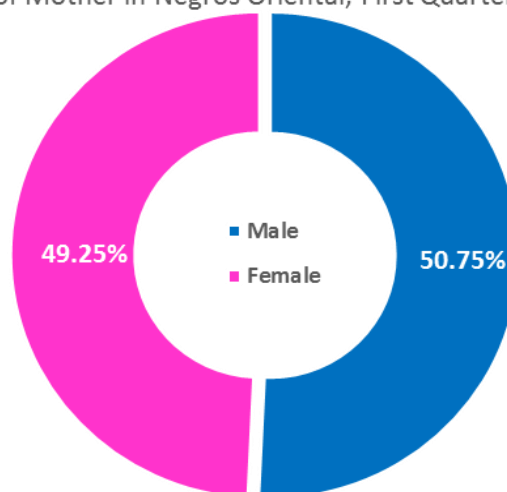
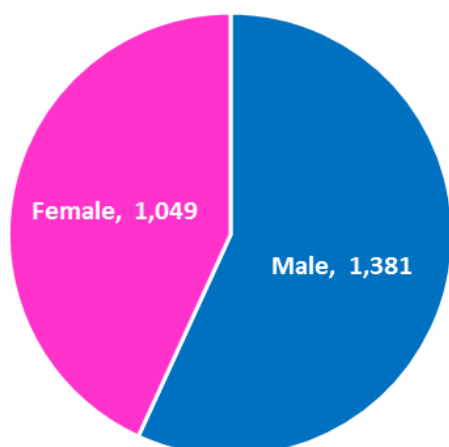


Figure 3. Total Number of Deaths, by Sex in Negros Oriental, First Quarter 2019.

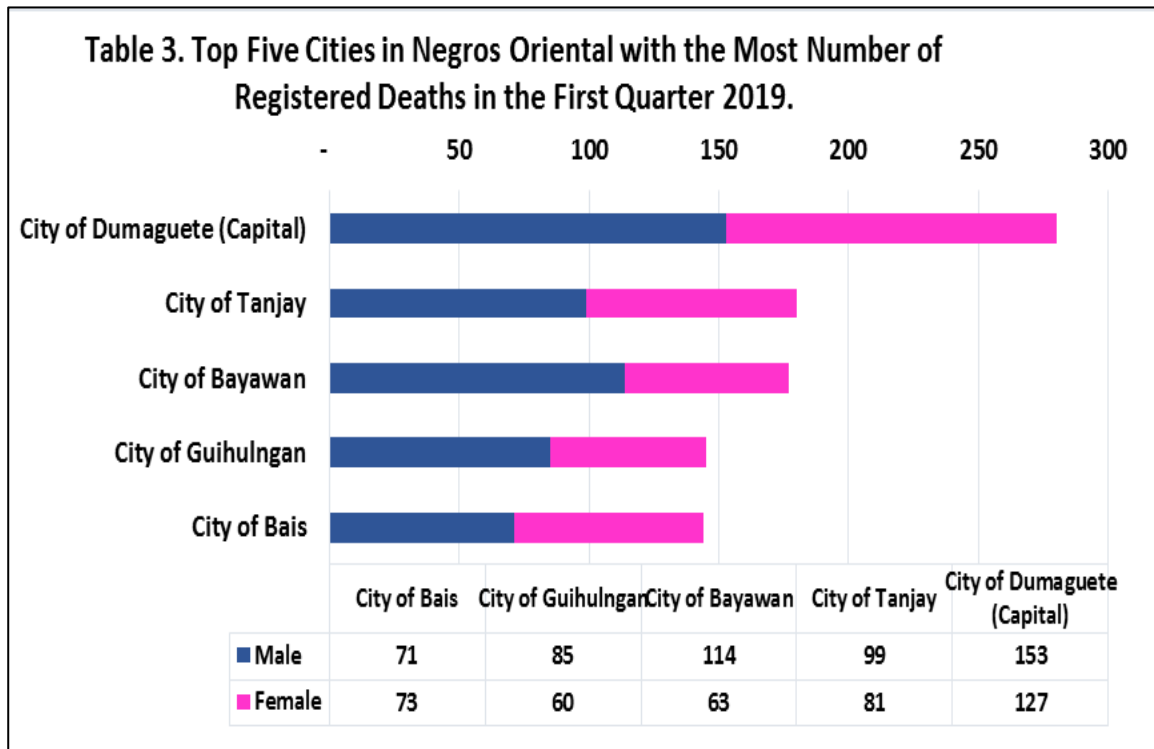


Seven deaths per day

There were 2,430 registered deaths in the first quarter of 2019 in Negros Oriental. This translated to seven deaths per day. Of this total, 1,381 deaths or 56.83 percent were male while 1,049 deaths or 43.17 percent were female (Figure 3).

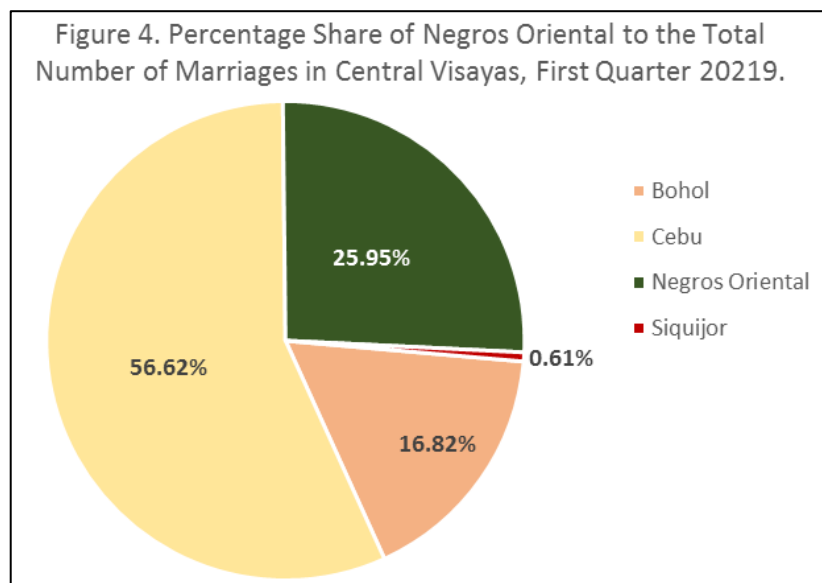
More deaths in the City Capital

Dumaguete City with 280 deaths showed the highest registered deaths during the reference period, with 153 male and 127 female. This is followed by the City of Tanjay (180 deaths), City of Bayawan (177 deaths), City of Guihulngan (145 deaths), and City of Bais (144 deaths). Of this record, on the City of Bais had more female deaths than their male counterpart. (Table 3).



Negros Oriental is placed second in Central Visayas in the total number of marriages

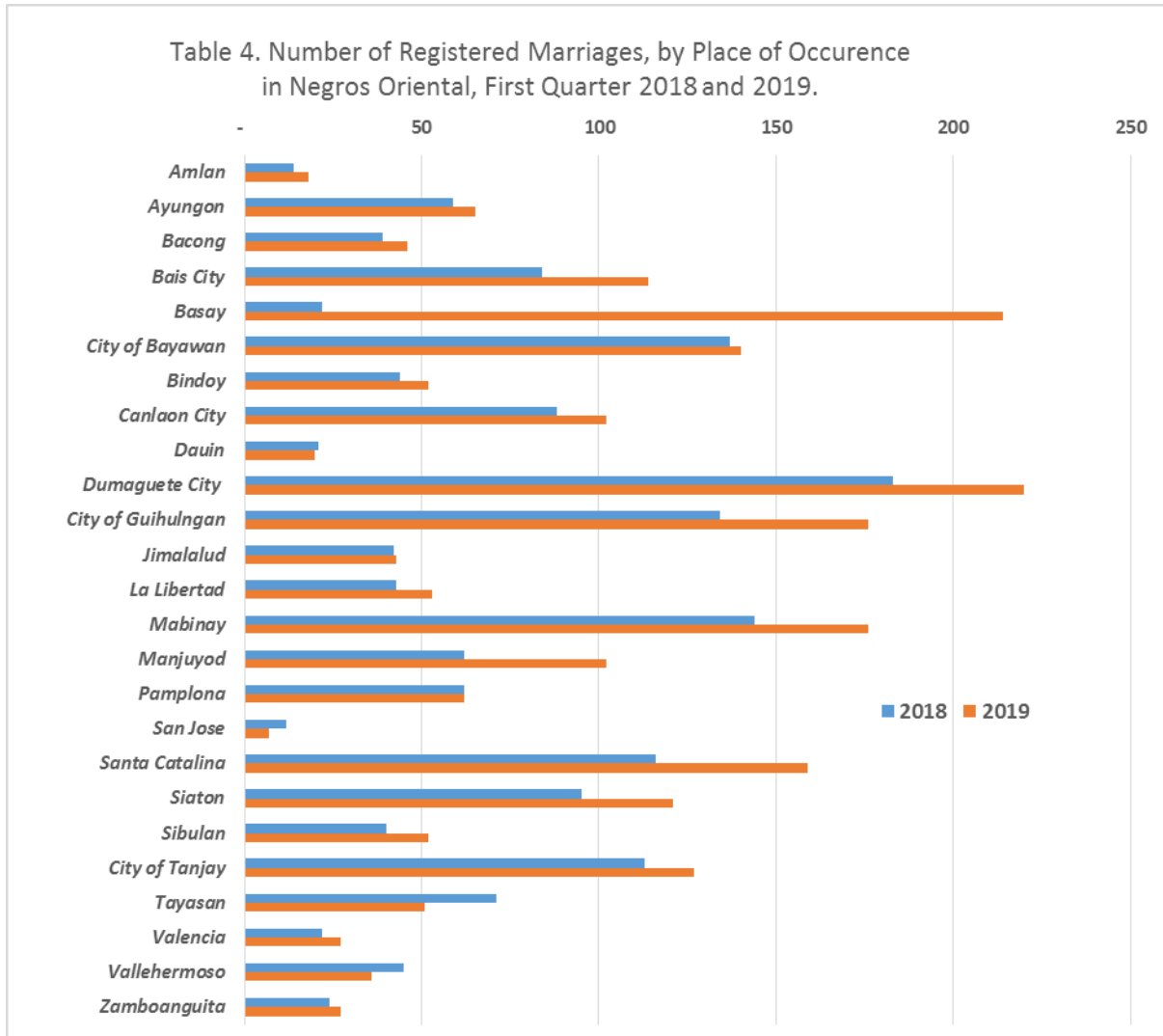
Negros Oriental is placed second in Central Visayas in the total number of registered marriages in the first quarter in 2019. There were 2,210 registered marriages in the province which translated to 25.95 percent to the total registered marriages of Central Visayas the first quarter of 2019 (Figure 4).



Dumaguete City recorded the highest number of registered marriages

Dumaguete City recorded the highest number of registered marriages of 220, which is 9.95 percent of the total marriages in Negros Oriental in 2019. This translated to four marriage rites in a week in the capital city. Second in rank was Basay with 214 marriages or 9.68 percent. It was followed by City of Guihulngan and Mabinay both with 176 marriages or 7.96 percent. The least number of marriages in

the first quarter of 2019 was recorded in the municipality of San Jose with only seven registered marriages or 0.32 percent (Table 4).



Prepared by:

CLAN SHERRI C. FERRANDO
Statistical Analyst

Noted by:

ARIEL T. FORTUITO
Chief Statistical Specialist