

# THE KINAMPAY MIRROR




The Official Quarterly Newsletter of PSA Bohol

April to June 2019 • Volume 3 Issue 2

## 2018 CPBI/IOSPBI

Group photo after the forum.



### • Respondents' Forum

PSA Central Office instructed all provinces to conduct meetings/ FGDs with Business Associations, Chamber of Commerce, Economic Zone managers, Building Administrators, and other business groups regarding the conduct of 2018 CPBI but Region VII preferred to have the Respondents Forum so that the in-charge or bookkeepers/accountants can attend the said activity.

This activity aimed to gain necessary support and cooperation from businessmen and associations for the 2018 CPBI. It may also be a venue to gather feedbacks and recommendations directly from our respondents to improve our future operations.

The forum was held last June 25, 2019 at Reyna's the

Haven and Gardens, New Calceta St., Tagbilaran City. Registration of participants started at 8:30 in the morning together with the giving of the kits and tokens.

It was opened with the singing of hymns followed by the welcome message of our Chief Statistical Specialist Ms. Jessamyn Anne C. Alcazaren. Introduction of participants was made by SA Venus P. Gloria who is the Master of Ceremony. A video presentation on the overview of the 2018 CPBI was also played.

SS II Caylord Niala of RSSO 7 presented the 2012 CPBI result which was the latest CPBI data. All censuses and surveys of the Philippine Statistics Authority including the CPBI/IOSPBI have legal basis which was discussed by SS II Fidel R. Antopina Jr..

► Continued on page 2.

## IN THIS ISSUE

2018 CPBI/IOSPBI 1


CES RR Drop 4.17% in Q2  
Pilot Redesigned Corn  
Production Survey 4

Bohol Fisheries Production  
Tops in Region 7 5

PSA Bohol Calls for Cooperation  
at Kapihan Sa PIA  
2017 Rules on Administrative  
Cases in the Civil Service 6

RSC's Infographics Training 7

PSO's Corner 8



►From page 1

He further stressed out the confidentiality of data collected and the penalty if the establishment refused to accomplish the questionnaire. Then SS II Colita E. Montoya discussed the common and required data items of the 2018 CPBI. She pointed out that the most common errors are in item 14 expense in 2018 and item 16 capital expenditures and book value of tangible fixed assets. SA Isidro C. Iyog religiously discussed the common and required data items of 2018 IOSPB.

Since RD Ariel E. Florendo was not present during the forum, Mr. Caylord Niala was tasked to read his message. The Regional Director encourages sample establishments to accomplish the questionnaires on time since it is one of the basis in the computation of Gross Domestic Products and in the estimation of National Accounts.

Aside from filling-up of physical questionnaires, the PSA also encourages sample establishments to accomplish the



The participants during the discussions.



PSO Alcazaren and PFP Colita E. Montoya with guests from RSSO and Hall of Justice.

on-line questionnaire thru the PSA Website (<https://cpbi.psa.gov.ph>). RO I Armand B. Pergamino demonstrated on how to accomplish the on-line questionnaire. He reminded the in-charge to click the submit button per page to save the data entered.

PhilSys video presentation was also shown before the open forum. During the open forum one of the participants suggested to use simple terms for them to fully understand the required data items. Another participant reacted or expressed his dismay in the issuance of the notice of non-compliance to non-responding establishments.

Group picture taking is one of the important portions of the event for documentation purposes. A closing message followed after the open forum which was delivered by SS II Emmanuel B. Galab. Then a delicious lunch was served after the picture taking so with the giving of certificates.

The forum was attended by 95 participants including PSA personnel and Hired CPBI Statistical Researchers. I was glad the event was so successful even with our hectic schedule on our regular activities and the on going 2018 CPBI/IOSPB Operations. The office is so thankful to the CPBI Team who worked hard in the preparation for the forum.

### • Enumeration

The field operation for the said activity will supposedly start

two weeks earlier but due to the delayed arrival of the questionnaires the distribution started on May 21, 2019. A total of six hundred two (602) CPBI and one hundred eleven (111) IOSPB questionnaires are divided by four regular employees and nine hired statistical researchers for distribution and collection for the entire operation. The number of forms mentioned includes referrals and additional samples.



Third level training on field operations.

During the enumeration problems like changing of questionnaires are common, the type of questionnaire did not match the sector and/or industry. There are establishments still reluctant to receive the questionnaires. Many of the establishments did not comply to submit it on the prescribed deadline, submission online has lacking entries and the enumerator concerned need to go back to the establishment for verification.

Group manual editing and scrutiny of the collected questionnaires were done in the office. This is done in order to orient and guide the SRs on how to properly edit the forms.

►Continued. on page 3.

► From page 2

Some of the hired SRs had difficulty in transcribing the entries on the submitted financial statements to the questionnaire. SRs and regular employees alike are always going back to the establishment for follow up on collection and supplementation of entries and more importantly verification of entries.

The terms used in the CPBI -IOSPBI questionnaire differs on the terms used in the financial statements made by the accounting officers of the establishment.

The required data items in the questionnaires are so specific while financial statements submitted have merged, lump sum items, for that reason enumerators have to go back and verify the item causing delays.

At the period of machine processing it was known that there were many errors. All regular employees were required to review the forms submitted by the SRs though likewise they too have errors on their submitted questionnaires.

Regular employees have second thoughts on the issue for they can do nothing about the errors committed. We are all enumerators who undergo the same process of training and much more we could not cope up in reviewing their questionnaires because of the bulk of their load.

### • The IOSPBI

The 2018 Input- Output survey of Philippine Business and Industry (IOSPBI) is the 8th of the Input- Output (I-O) survey series conducted by the Philippine Statistics Authority. It is the rider to the 2018 Census of Philippine Business and Industry (CPBI).

It aims to collect and generate information on the levels, structure, performance and trends of economic activities of the formal sector in the entire country for the year 2018. Meanwhile, the purpose of the 2018 IOSPBI is to collect detailed information on the revenue, expense and inventories by product of businesses and industries covered in the 2018 CPBI in order to build the input structure and to construct the distribution of output required in the compilation of the 2018 I-O Table.

The input- output data provide a detailed accounting of the amounts of goods and services that individual sectors buy from and sell to each other. An I-O Table shows the distribution of goods and services in the economy.

Input- Output table is used to provide detailed information on the flow of goods and services, in forecasting, sensitivity testing, impact analysis and price-cost analysis.

In our IOSPBI sample establishments, the manufacturing and education services sectors have the most

number of samples. The sum of the revenues of all products must be consistent to the revenue in CPBI. Only in IOSPBI that the expenses, products and inventories are segregated. Out of the total sample establishments in Bohol for CPBI only 18.5 % are IOSPBI samples. ■



Photos during field visit to Philippine Tarsier Foundation Inc. (top) and Marcela Farms Dressing Plant (bottom) by Colita E. Montoya, CPBI/IOSPBI PFP



Second level training on Machine Processing.

## CES RR Drop 4.17% in Q2

**P**hilippine Statistics Authority, Bohol Provincial Statistical Office 4.17% decline in April 2019 over the 1st quarter of the year. Consumer Expectations Survey (CES) data registered in January as 93.75%. Comparing year-on-year, this is the highest drop among the figures generated quarterly. Q2 of 2018 posted 90.00% inches higher by 0.42% against the number of the same quarter which shined at 89.58%. ■

Leaning on its own provincial result, a significant 4.17% decline in April 2019 over the 1st quarter of the year. Consumer Expectations Survey (CES) data registered in January as 93.75%. Comparing year-on-year, this is the highest drop among the figures generated quarterly. Q2 of 2018 posted 90.00% inches higher by 0.42% against the number of the same quarter which shined at 89.58%. ■

Consumer Expectations Survey, a household-based survey on the consumer's assessment of their family income, financial situation, as well as the economic condition of the country. Perennially, a complementary survey to the Business Expectations Survey (BES) of the Bangko Sentral Ng Pilipinas.



A courtesy call before field work as the order of the day when FI Merlas together with the bunch of village honorables led by its Barangay Chairman Gregorio A. Laroda Jr. as they took posterity for CES.



Hilarious moments at barangay Panghagban, Buenavista as sample household take a brief break with our PSA Field Interviewer Madam Betty H. Merlas (in gray jacket) and Barangay Councilor Reuel P. Acodile (in groupie pix style).

## Pilot Redesigned Corn Production Survey

**A** new methodology was developed for both Palay Production Survey and Corn Production Survey with the new sampling frame sourced from results of CAF 2012 and 2017 LFH. A pilot test was undertaken to measure the efficacy of the Redesigned Palay and Corn Production Surveys. Bohol, being one of the major corn producing provinces in the Visayas region, has been chosen as one of the pilot provinces for the Redesigned Corn Production Survey along with two others representing Luzon and Mindanao.

Two staff from CO and the Regional Focal Person SSII Biglang-awa assisted the Provincial Focal Person in supervising the SRs and editing of some survey returns. Data encoding and cleaning

Two staff from CO and the Regional Focal Person SSII Biglang-awa assisted the Provincial Focal Person in supervising the SRs and editing of some survey returns. Data encoding and cleaning

Six (6) Statistical Researchers (SRs) were hired to

were done by the Provincial Focal Person while table generation was done at CO. The second visit is scheduled in October 2019 simultaneous with the Regular Palay and Corn Production Surveys.



Photo ops during the 3rd Level Training.



# Bohol Fisheries Production Tops in Region 7

The province of Bohol once again is the top producer of Fisheries production across Region 7 as it posted 23,259.64 metric tons in the 2nd quarter of 2019 as what Quarterly Fisheries Survey (QFS revealed. It is followed by the province of Cebu with a very big disparity of 7,767.99 metric tons while Siquijor province contributed the least. By subsector, Bohol ranks 2nd and 3rd place in the Quarterly Municipal Fisheries Survey (QMFS and Quarterly Commercial Fisheries Survey (QCFS, respectively. Meanwhile, in terms of value, Cebu picks up. (See Table 1 and Figure 1).

Among fisheries subsectors in Bohol, the QAqFS emerges as the highest produced at 18,863.49 metric tons leaving behind other subsectors, the QCFS and QMFS. (See table 1 and Figure 2).

All fisheries productions are in fresh form. However, majority of Seaweed production are in dried cottonii or dried spinosum except Caulerpa or Sea grapes where they are traded as fresh. A ratio of 7 kilogram of fresh to 1 kilogram of dried seaweed was being used. It is also the assumption or the conversion factor given by BFAR. There are seven types of Culture. They are the Brackishwater and Freshwater Fishponds, Marine and Freshwater Cages, Marine Pen, Oyster and Seaweed. Bohol has a wide area for Seaweed production, thus it has a distinguishability in terms of volume. (See Table 1 and Figure 3). ■

Table 1. Fisheries Production in metric tons of Region 7, 2nd Quarter 2019

Provinces In Region 7	Value (in 000 pesos)	Production (in Metric tons)			
		Total Fisheries	QAqFS	QCFS	QMFS
1. Cebu	1,777,617.29	15,491.65	2,162.19	1,432.52	11,896.68
2. Negros Oriental	328,928.66	3,570.71	741.09	1,397.18	1,432.75
3. Siquijor	170,245.59	1,570.31	1.87	0	1,568.44
4. Bohol	783,848.01	23,259.64	18,863.49	450.47	3,945.68
By Aquafarm type					
a. Brackishwater Fishpond	—	—	840.57	—	—
b. Freshwater Fishpond	—	—	8.51	—	—
c. Freshwater Cage	—	—	3.60	—	—
d. Marine Pen	—	—	1.10	—	—
e. Marine Cage	—	—	39.63	—	—
f. Oyster	—	—	49.84	—	—
g. Seaweed	—	—	17,920.25	—	—

Figure 1. Total Production, 2nd qtr. 2019 in metric tons

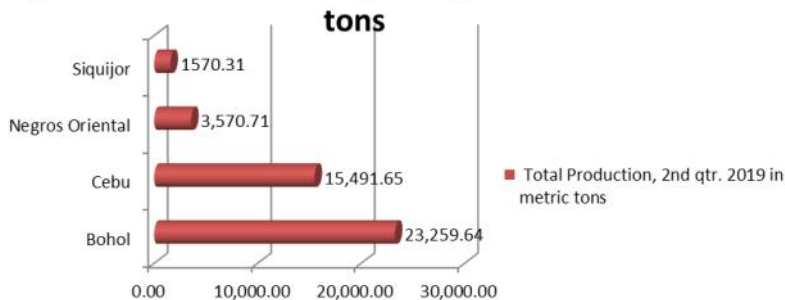


Figure 2. Distribution of Bohol Fisheries production by subsector, 2nd qtr. 2019

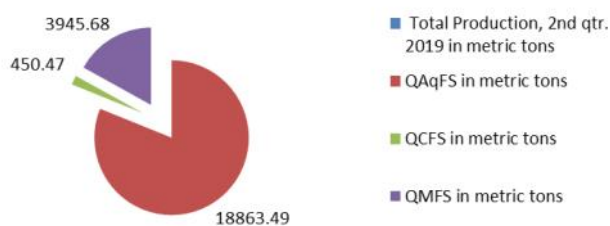
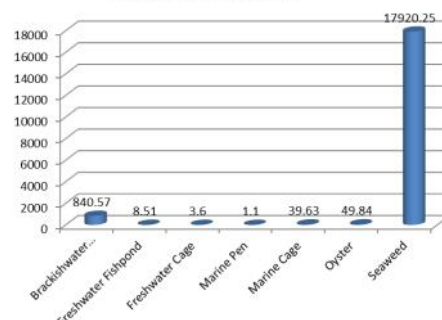


Figure 3. Production by Culture type in metric tons, 2nd Qtr. 2019



## PSA Bohol Calls for Cooperation at *Kapihan Sa PIA*



PSO Alcazaren, SuSS Sarmiento, and SS II Galab of Bohol were on air over DYTR with CSS Leopoldo Alfanta of RSSO VII.

**A**s part of our continued effort to produce accurate and timely surveys, the Philippine Statistics Authority Bohol Provincial Statistical Office guested at the weekly *Kapihan sa PIA* to solicit cooperation and aired concerns over the surveys conducted by the office.

CSS Alfanta of RSSO 7 assured the listening public of the confidentiality of the information provided to our enumerators/data collectors. He added that the industries and businesses should not fear of sharing their data as these would not be used to tax them in the future.

SuSS J. Sarmiento and SS Galab were also present during the live telecast and both talks on the incoming LFS/APIS and the ongoing Geo-tagging of Building Structures.

The *Kapihan sa PIA* was hosted by Rey Anthony Chiu, the PIA Information Manager. ■

## 2017 Rules on Administrative Cases in the Civil Service

**A**s a government employee it is very important to know the course of action to take when a public servant commits misconduct, infraction, abuses and illegal acts. Knowing the rules would also be very useful when one needs to defend himself against unfair complaints and accusations.

In connection with these, PSA Region 7 sends its representatives to attend the seminar on the 2017 Rules on Administrative Cases in the Civil Service. AO 1 Mary Antonette C. Jungao of PSA Bohol, together with other employees of PSA Regional Office, Dumaguete and Siquijor attended the two-day seminar conducted by the Civil Service

Commission Regional Office No. VII on May 21-22, 2019 at the Multi-purpose Hall A, CSC RO VII, Lahug, Cebu City. Employees from other government agencies like LGUs, National Government Agencies, Government Hospitals, State Universities and Colleges and GOCCs also attended the said training.

The training will also make you realize that once a public servant has a pending administrative case or even if the case has already a decision it is not yet the end of his career in the government because he can still file for an appeal and if proven not guilty he or she will be paid back wages from the time of dismissal or suspension up to the time of actual reinstatement. ■

## RSC's Infographics Training

The Regional Statistics Committee, as spearheaded by PSAi Region VII, organized a training-workshop on 01-02 April 2019 at Mezzo Hotel, Cebu City. This is the second of the series of trainings lined up by the committee to be conducted from time to time. Now this one focused on making infographics through the use of the online facility, Canva. Canva is used to design beautiful and professional graphics like social media posts, marketing materials, infographics, etc.

The pool of participants comprised of RSC members such as NGA employees, academe partners, LGU planning officers, and representatives from the private

sector. The group from PSA RSSO VII consisted of ten members from the four provinces and the regional office, one of which is SA Venus P. Gloria of Bohol.

Mr. Gian Louise Roy, a professor in UP Dlliman School of Statistics, served as the resource speaker. On the first day, ANS Candido Astrologo graced the activity. He gave a message and presented PSA's initiatives on data presentation.

Before proceeding to how to use Canva, the speaker discussed basic concepts on how to appropriately present data.

A workshop followed the discussion where the participants were grouped and tasked to create an infographic related to their field.

For PSA, the group decided to make an infographic on the latest data on housing characteristics from the 2015 Census of Population. The outputs of all the groups were then presented after the workshop. ■



PSA RSSO VII participants during the workshop (top) and awarding of certificates (bottom).

# STATS IN A FLASH



Demography as of 2015	
Total Population	1,313,560
Male	667,430
Female	646,130
Urban	210,999
Rural	1,102,561
Household Population	1,308,785
Male	664,103
Female	644,682
Sex Ratio	103.3
Median Age	24.5
No. of Households	288,515
Average Household Size	4.5
Occupied Housing Units	286,768

### PRICE INDICES April to May 2019 (2012 =100)

	Apr	May	Jun
<b>CPI</b>	122.1	122.4	123.2
<b>IR</b>	0.4	1.4	1.3
<b>Monthly Percent Change</b>	0.0	0.2	0.7
<b>PPP</b>	0.82	0.82	0.81

### Vital Events Registration April to May 2019

	Apr	May	Jun
<b>Birth</b>	1,995	1,976	2,320
<b>Marriage</b>	379	366	380
<b>Death</b>	792	715	843

**Editor-in-Chief:**

JESSAMYN ANNE C. ALCAZAREN  
Chief Statistical Specialist

**Contributors:**

Jocelyn S. Sarmiento

Colita E. Montoya

Blecila M. Paredes

Glenda E. Wahing

Isidro C. Iyog

Nicefora L. Marimon

Venus P. Gloria

Mary Antonette C. Jungao

Fellicitas B. Aranas

**Layout Artist:**

Venus Gloria



## PSO'S CORNER



### PSA's Road to Innovation

I can't say that it's the "IN" thing for everyone to embrace the word "INNOVATION."

What really is innovation? When I hear this word, what comes to my mind are the words "new things" or "wild ideas", new product, another great concept, an adventure to come up with a new way than the usual old process.

I am very interested and enthusiastic that our office, the Philippine Statistics Authority, rallied and embarked for better ways, renewed management anchored with innovation. The top caliber, from the headship of our former NS Bersales and had in to our new National Statistician, Usec. Dennis S. Mapa, the PSA is now geared towards greater and wilder scope of responsibility yet has the confidence and keep believing things will happen, the mantra for this year is "Working SMARTER through Innovation."

This was proven last June of this year, the first Grand Summit on Innovation. It was a gathering of leaders, managers and movers for innovation. More than a hundred of paper presenters boldly shared their bright minds aimed in improving the systems and processes of the PSA working environment.

It is my wish that the dreams and vision of PSA will continually grow and inspire others to work with excellence and a heart for innovation.

One step at a time with God's providence. ▣







**PHILIPPINE STATISTICS AUTHORITY**  
**OPTIONS TO SECURE**  
 Copy Issuance of Birth/Marriage/Death  
 Popularly known as (SECPA) from PSA

### 1. PSA Helpline Plus

Call (02) 737-1111 24/7  
 Pay at Metrobank Outlets  
 Door-to-Door Delivery  
 P 365.00 (average 3-7 days incl. delivery)  
 P 445.00 (CENOMAR) (average 10-14 days incl. delivery)

### 2. Batch Request Query System (BREQS) at the Office of Civil Registrar in the municipalities listed below:

P 355.00/copy (average 10-15 days incl. release)

Municipality	Municipal Civil Registrar	Contact Number
Alicia	Junavie Piquero	09335128247
Antequera	Marilou Labastilla	09268869196
Bien Unido	Pacifico Avenido	09457024812
Buenavista	Editha Hubac	09102752991
Carmen	Severina Palingcod	525-9822/09088910540
Catigbian	Emerlita Maglajos	510-5353/09186702887/ 09177070724
Danao	Zenita Eroy	09285909710
Garcia-Hernandez	Feliciano Gallentes	532-1401/09989859848
Getafe	Wencesla Openia	514-9085/09989731727
Guindulman	Carlota T. Timbal	09077822713
Jagna	Ma. Lovella Acebes	531-8111/ 09985441077
Mabini	Ma. Flor Limbaga	09204476803/ 09216188582
Maribojoc	Maria Lita Campos	504-9979/09474787749
San Isidro	Jinne Eric Flor	09338637112
Talibon	Celestina Pentacase	515-5287/09356282695
Trinidad	Lucia Cempron	09152443155/ 09332858007
Tubigon	Ma. Grace Reserva	09338616254
Ubay	Charlie Balani	518-8063/09176345451
Valencia	Felipe Salise Jr.	532-1437/09099483203
San Miguel	Martiniana C. Nuera	09177091259
Sierra Bullones	Editha Basman	510-1980/09071458305
Pres. CPG	Fritzie F. Justol	09088678967
Candijay	Jocelyn Platino	09126481810

### 3. PSA Regional Office 7 (Gaisano Capital South Bldg., Colon St., corner Leon Kilat, Cebu City, Cebu)

Tel. No.:(032) 412-67-94

**PSA Dumaguete (220 North Rd. Dumaguete City 6200)**

Tel. No: (035) 225-09-60/442-43-72

P155.00/copy (BIRTH/MARRIAGE/DEATH)

P210.00 (CENOMAR)

### 4. Log-on at [www.psaserbilis.com.ph](http://www.psaserbilis.com.ph)

Payment at Unionbank/BDO

P330.00 (average 5-9 days incl. delivery)

P430.00 (CENOMAR) (average 11-15 days incl. delivery)



**PHILIPPINE STATISTICS  
 AUTHORITY**  
**BOHOL PROVINCIAL STATISTICAL  
 OFFICE**

THE  
**KINAMPAY  
 MIRROR**

### THE KINAMPAY MIRROR

is the official newsletter of the  
 PSA Bohol Provincial Statistical Office  
 with address at 3rd Floor Galleria Luisa,  
 Gallares St., Tagbilaran City 6300

For your contributions,  
 queries, comments, suggestions  
 and other concerns, contact us at:



**(038) 501-0996**



**(038) 501-0996**



**psa07.bohol@gmail.com**



**facebook.com/kinampaymirror**

Visit our official website:  
[www.rso07.psa.gov.ph/bohol](http://www.rso07.psa.gov.ph/bohol)