

# Fisheries Data, 4th Quarter 2023



## VOLUME OF MARINE PRODUCTION, SIQUIJOR, 4TH QUARTER 2022 VERSUS 4TH QUARTER 2023, METRIC TONS



**2022**  
463.28




**2023**  
586.46

## VOLUME OF AQUACULTURE PRODUCTION, SIQUIJOR; 4TH QUARTER 2022 AND 4TH QUARTER 2023, METRIC TONS


**2022**  
2.09



**2023**  
8.32



## DISTRIBUTION OF AQUACULTURE PRODUCTION BY ECOSYSTEM/TYPE, SIQUIJOR; 4TH QUARTER 2023, METRIC TONS



FRESHWATER	----->	0.70
MARINE PEN	----->	7.44
BRACKISHWATER	----->	0.13
SEAWEEDS	----->	0.06


Reference Number: 2024-IG01-021  
Infographics  
Date of Release: 25 September 2024

Prepared by:

**ROSARIO S. ATAY**  
Statistical Specialist II (Contractual)

Approved by:

  
**JOSELITO C. MAGHANOY**  
(Supervising Statistical Specialist)  
Officer-in-Charge

  
JBCAVELBRTGP

