



SPECIAL RELEASE

Date of Release: 11 March 2019

Reference No.: 2019-001

LIVESTOCK and POULTRY Situation Report 2nd Quarter 2018

The total inventory of Livestock and Poultry in the province of Siquijor slightly decreased by 0.01 percent as of July 1, 2018 compared to the inventory of the same period last year from 669,367 heads to 669,293 heads this year. This figure was attributed to the decrease in the poultry population of 578,084 heads this year against 580,547 heads last year or a decrease of 0.42 percent. Meanwhile, the inventory of Livestock in Siquijor province posted an increase of 2.69 percent as of July 1, 2018 compared to the inventory in the same period last year from 88,820 heads to 91,209 heads.

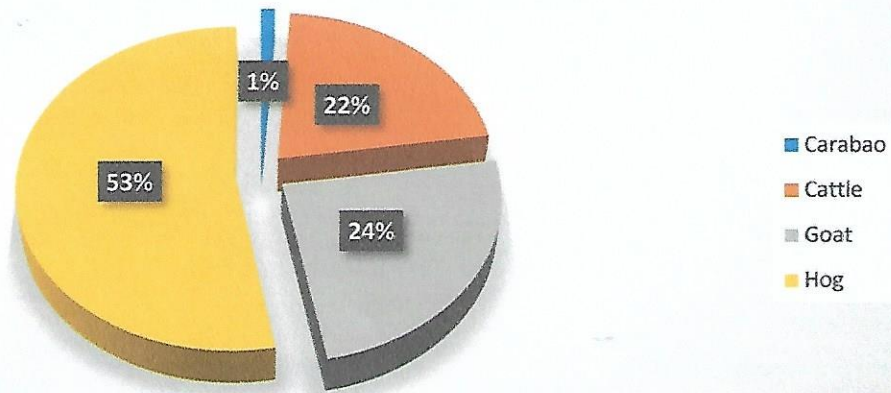
The decrease in the poultry sector was contributed more specifically in the significant decline of commercial broiler farms or 85.71 percent. As of July 1, 2018, majority of the increase in inventory of carabao, cattle, goat and swine were raised in backyard farms.

Table 1. Livestock and Poultry Inventory by Animal Type In Siquijor, 2nd Quarter 2017-2018 (Preliminary)

LIVESTOCK/ POULTRY	INVENTORY		PERCENT CHANGE 2018/2017
	as of July 1, 2017	as of July 1, 2018	
OVERALL TOTAL	669,367	669,293	-0.01
LIVESTOCK	88,820	91,209	2.69
<i>Carabao</i>	962	1,009	4.89
<i>Cattle</i>	19,456	19,681	1.16
<i>Goat</i>	21,695	22,277	2.68
<i>Hog</i>	46,707	48,242	3.29
POULTRY	580,547	578,084	-0.42
<i>Chicken</i>	579,426	576,793	-0.45
<i>Broiler</i>	2,800	400	-85.71
<i>Layer</i>	13,032	14,116	8.32
<i>Native</i>	563,594	562,277	-0.23
<i>Duck</i>	1,121	1,291	15.17

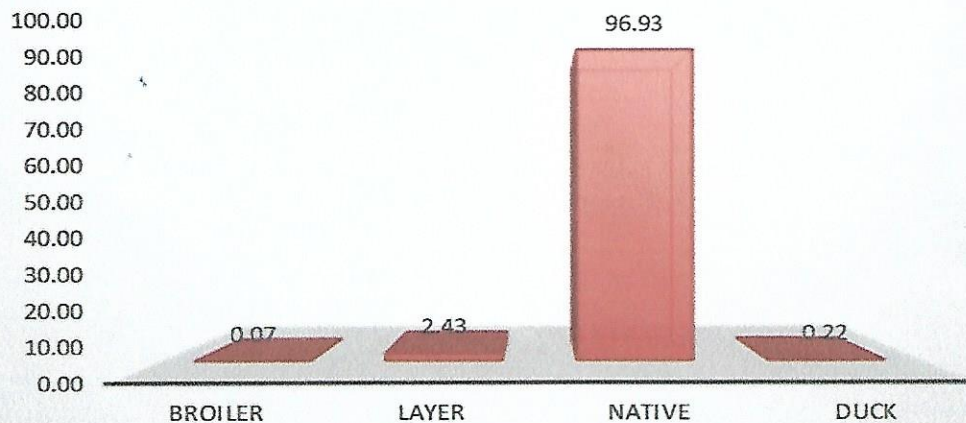
Source: Philippine Statistics Authority, Livestock and Poultry Survey

Figure 1 Percent Distribution of Livestock Inventory, July 1, 2018



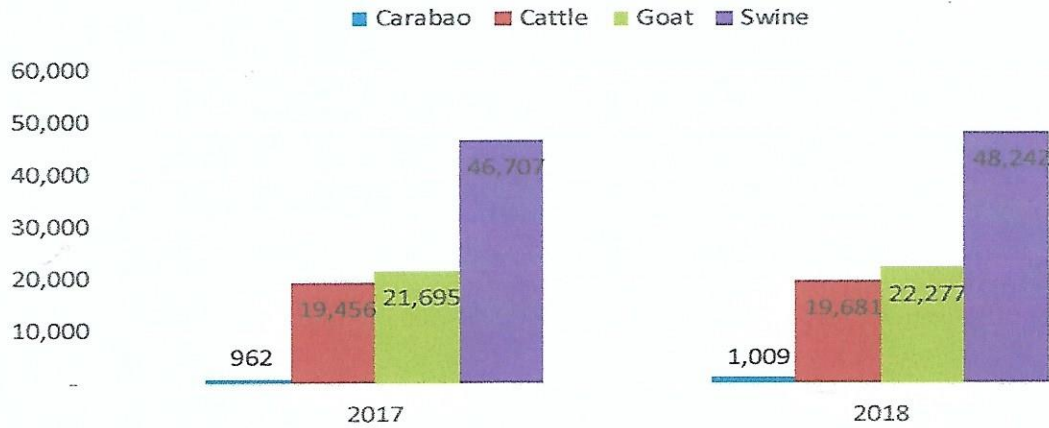
Swine topped all other types of livestock with a share of 53 percent followed by goat, cattle and carabao having a share of 24 percent, 22 percent and 1 percent respectively.

Figure 1 Percent Distribution of Poultry Inventory, July 1, 2018



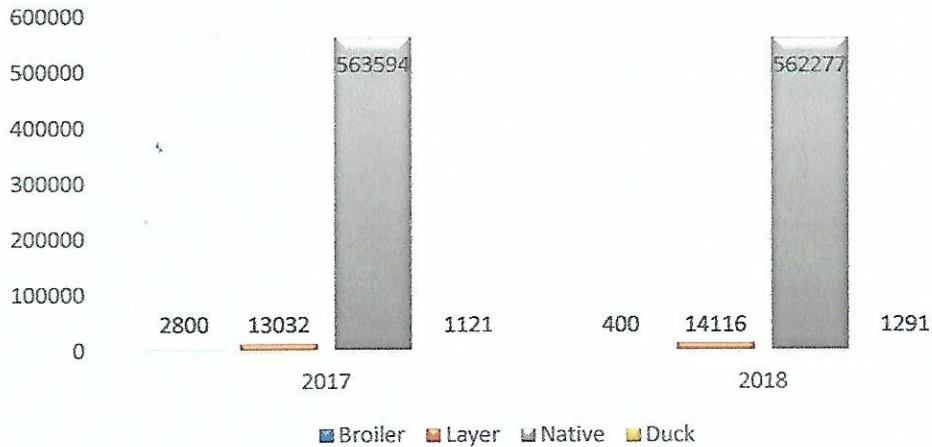
Meanwhile, native chicken had the largest share in the poultry inventory contributing 96.93 percent while layer, duck and broiler shared only 2.43 percent, 0.22 percent and 0.07 percent respectively.

Figure 1. Inventory of Livestock (in heads), as of July 1, 2017-2018



Swine in backyard farms topped the inventory in all types of livestock with 48,242 heads in July 1, 2018 while carabao has the lowest inventory of 1,009 heads.

Figure 1. Inventory of Poultry (in heads), as of July 1, 2017-2018



Chicken native in backyard farms has slightly decreased this year (562,277) heads compared to last year's inventory of 563,594 heads.

TECHNICAL NOTES


The Livestock and Poultry Situation Report presents the performance situation in terms of inventory of livestock and poultry. Data for this special release were collected by the Philippine Statistics Authority (PSA) through the two (2) surveys namely: 1) The Backyard Livestock and Poultry Survey (BLPS) which is conducted quarterly which covers one (1) replicate samples of the Palay and Corn Production Survey (PCPS), and 2) The Commercial Livestock and Poultry Survey (CLPS) also conducted quarterly which covers four (4) broiler farms, six (6) layer farms and eight (8) swine farms as of July 1, 2018 (complete enumeration).

Another survey that supplements the data requirements of the Livestock and Poultry sector is the Compilation of Data from Slaughterhouses and Poultry Dressing Farms (CDSPDP). This is done monthly and utilizes administrative data from Locally Registered Meat Establishments (LRMEs) in the province in coordination with the Provincial Veterinary Office (PVO) and Meat Inspectors (MIs).


Definition of Terms

- **Production** – refers to the volume of indigenous (locally-raised) animals disposed for slaughter which includes animals exported or shipped-out for slaughter (in “head” and in “liveweight equivalent”)
- **Livestock** – farm animals kept or raised for consumption, work or leisure. In general, poultry is separated as a distinct group of farm animals. For purposes of census and surveys, livestock covers only those that are tended and raised by an operator.
- **Poultry** – a collective term for all domesticated avian for the purpose of food consumption, or the carcass of such avian dressed/processed for human consumption.
- **Animal Inventory** – (also Animal Population) – the number of domesticated animals in the head present in the farm at specific reference date.

Prepared by:


Jill Bernadette C. Abing
SS II

Approved for Release:


AURELIA M. CANDIA
Chief Statistical Specialist

AMC/FBV/JBCA/JCM/RTGP