



## SPECIAL RELEASE

### Marriage Statistics in Siquijor, 2017

Date of Release: 28 May 2019  
Reference Number: 2019-SR61-003

### Number of Marriages in Siquijor: 2017

Siquijor, the smallest province among the four provinces of Region VII-Central Visayas, which comprises six (6) municipalities recorded a total of 392 registered marriage occurrences in 2017. The Municipality of Siquijor (capital town) registered the highest number at 128 or 33%, followed by the Municipalities of Lazi, Maria and San Juan, all at 68 marriages or 17%. Meanwhile, Municipalities of Larena and Enrique Villanueva, recorded at 45 or 11% and 15 or 4%, respectively. (Table 1)

Table 1. Number of Marriages, Siquijor: 2017

Region/Province/Municipality	Number of Marriages
<b>Region VII-Central Visayas</b>	<b>36,776</b>
<i>Bohol</i>	7,046
<i>Cebu</i>	21,627
<i>Negros Oriental</i>	7,711
<i>Siquijor</i>	392
Enrique Villanueva	15
Larena	45
Lazi	68
Maria	68
San Juan	68
Siquijor (capital)	128

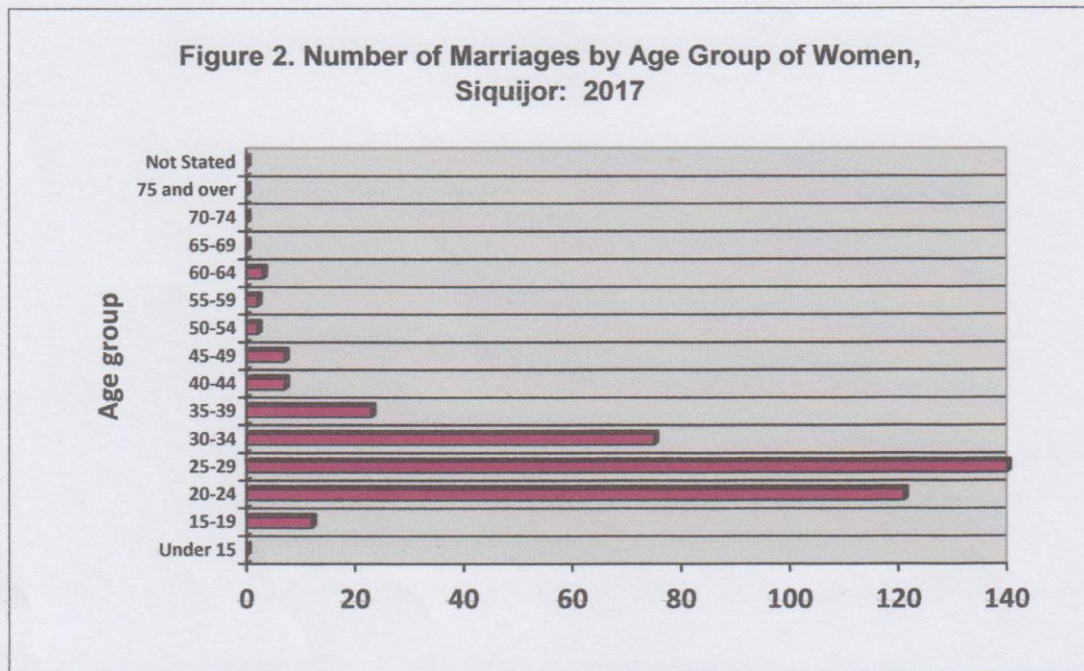




## SPECIAL RELEASE

### Marrying age for women in Siquijor in 2017 is between 25-29 years old

Of the total number of marriage occurrences in 2017, the age group of 25-29 had the biggest number of registered marriages at 140 or 36%, followed by age group 20-24 with a record of 121 or 31% while age group at 60-64 also recorded 3 or 0.8% marriages. (Figure 2)



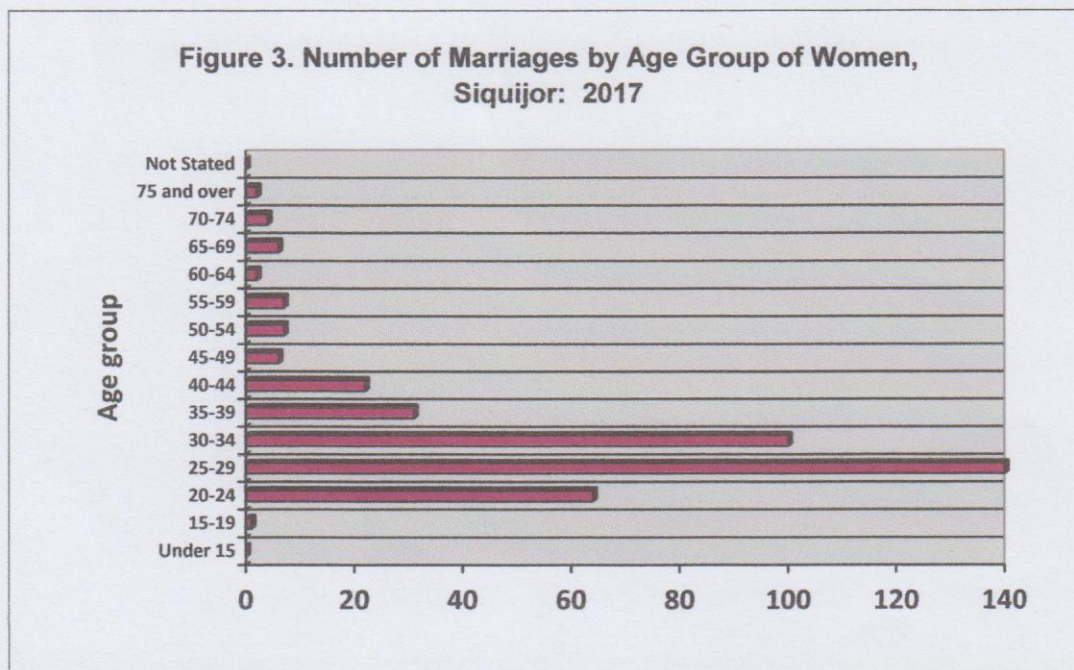




## SPECIAL RELEASE

### Marrying age for men in Siquijor in 2017 is between 25-29 years old

In 2017, most of the marriage occurrences for men, belongs to the age group of 25-29 with the highest number of registered marriages at 140 or 36%, followed by age group 30-34 with a record of 100 or 26% while age group at 20-24 was third in the list which also recorded 64 or 16% marriages. Meanwhile, there were marriages registered with age group 70-74 and 75 and over at 4 or 1.0% and 2 or 0.5% registered marriages, respectively. (Figure 3)

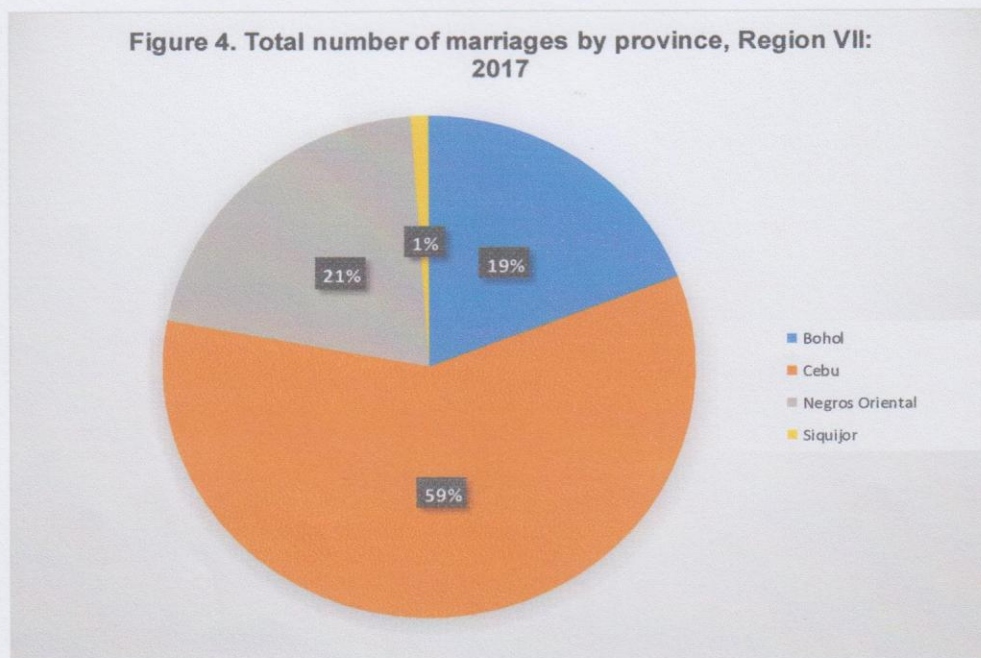




## SPECIAL RELEASE

### Number of Marriages in Central Visayas: 2017

Among the four (4) provinces in Region VII-Central Visayas in 2017, Cebu has the biggest bulk of marriages at 21,627 or 59% followed by Negros Oriental with a record at 7,711 or 21% then Bohol with 7,046 or 19%. Meanwhile, Siquijor had the least number of registered marriages, which accounted for 392 or 1.0%. (Figure 4)







## SPECIAL RELEASE

---

Technical Notes:


**Vital Statistics-** are derived from information obtained at the time when the occurrences of vital events and their characteristics are inscribed in a civil register.

**Marriage-** is a special contract of permanent union between a man and a woman entered into in accordance with law for the establishment of conjugal and family life.


*Data on marriages presented here were obtained from the Certificates of Marriage (Municipal Form No. 97) that were registered at the Office of the City/ Municipal Civil Registrars all throughout the country and forwarded to the Philippine Statistics Authority.*


*Marriages involving a Filipino which occurred abroad are not included.*

Prepared by:

  
Rizalyn Teodoro G. Postrado  
Registration Officer II

Approved by:

  
Aurelia M. Canda  
Chief Statistical Specialist

  
FVB/RTGP/JECA/JCM