



SPECIAL RELEASE

Vital Events in Siquijor, First Quarter 2018

Date of Release: 28 May 2019
 Reference Number: 2019-SR61-004

Registered live births in Siquijor, First Quarter 2018

In the first quarter of 2018, Siquijor registered the minimal number in terms of registered births and deaths. Of the total 285 live births, 143 or 50% were male births and female births accounted for 142 or 50%. While of the 205 deaths registered, 97 or 47.32% were male deaths and 108 or 52.68% were female deaths. Meanwhile, there were 74 registered marriages for the First quarter of 2018.

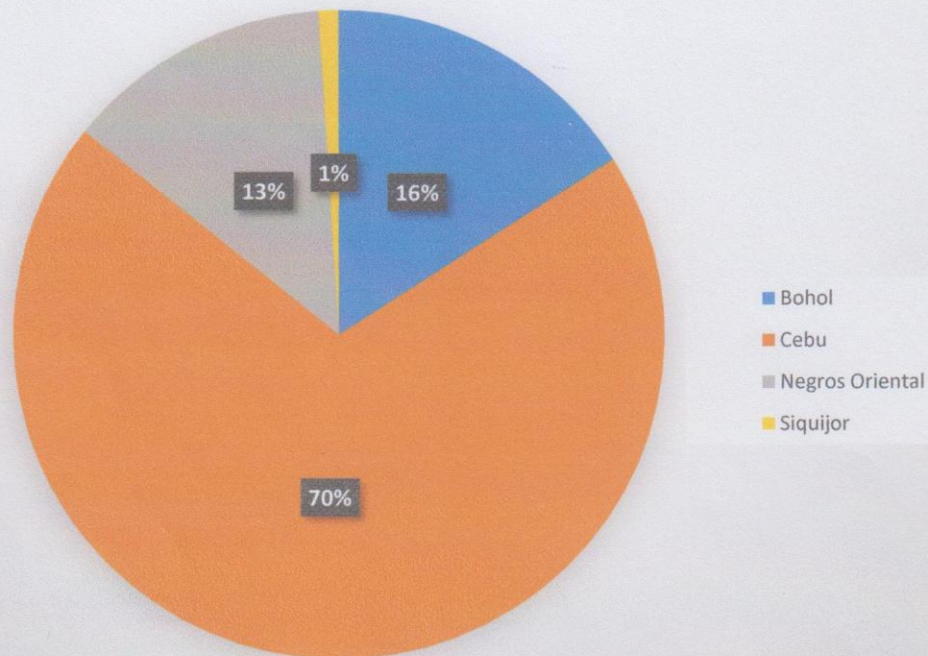
Table 1. Number of Vital Events, Siquijor: First Quarter 2018

Region/Province/ Municipality	Number of Live Births by Sex and by			Number of Deaths by Sex and by Usual Residence of Deceased			Number of Marriages by Place of Occurrence
	Both sexes	Male	Female	Both sexes	Male	Female	
Region VII	29,000	15,215	13,785	11,366	6,299	5,067	8,085
Siquijor	285	143	142	205	97	108	74
Enrique Villanueva	24	10	14	15	6	9	8
Larena	36	14	22	29	11	18	15
Lazi	63	36	27	50	31	19	9
Maria	33	16	17	35	20	15	11
San Juan	43	25	18	27	12	15	13
Siquijor	86	42	44	49	17	32	18

SPECIAL RELEASE

For the First quarter of 2018, the registered live births recorded in Region VII-Central Visayas totaled to 29,000. Siquijor accounted for a total number of 285 registered live births, or 1.0% in the total registered live births in Central Visayas. Siquijor had the lowest number of live births registered in the whole region (Figure 1).

Figure 2. Total live births by province, Region VII: First Quarter 2018

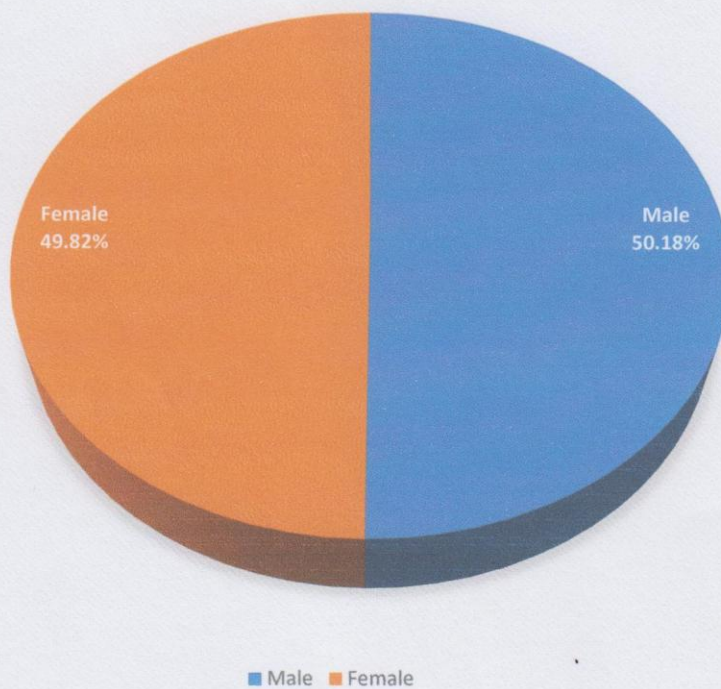


SPECIAL RELEASE

Distribution of Live Births by Sex

In Central Visayas, there were more males born compared to females, which accounted for 15,215 or 52% and 13,785 or 48%, respectively. While, Siquijor posted 143 males born compared to females with a number of 142, which is only a point higher, in the first quarter 2018.

Figure 3. Percentage Distribution of Live Births by Sex, Siquijor



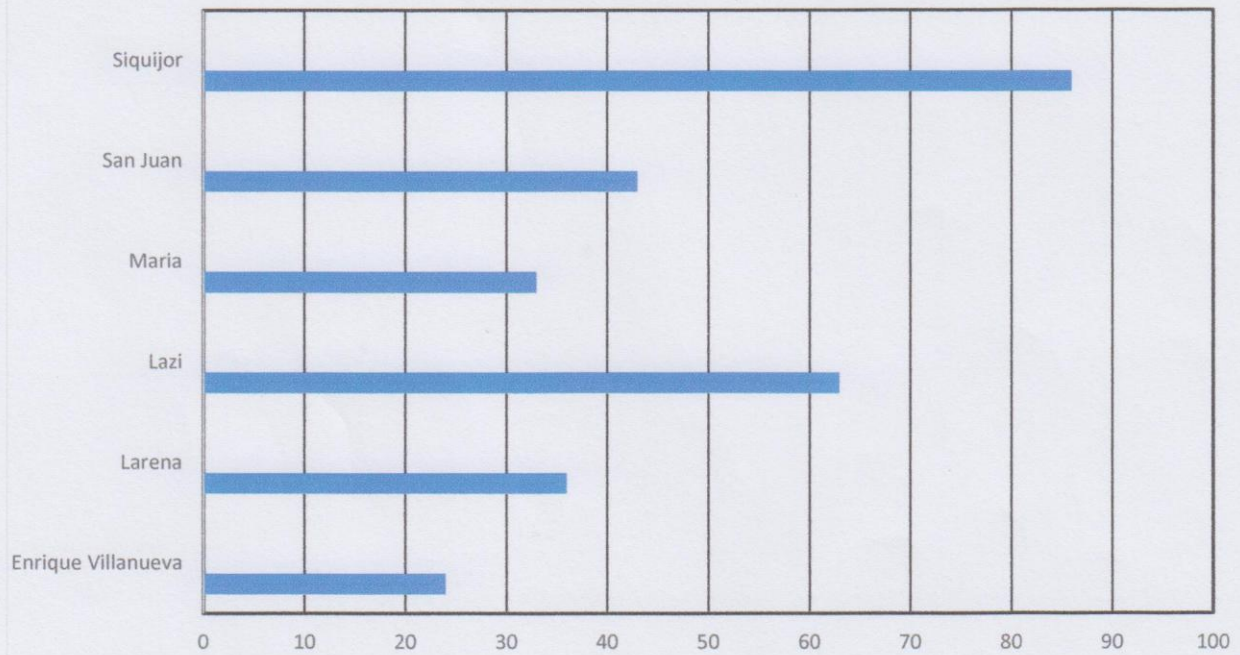


SPECIAL RELEASE

Municipality of Siquijor has the highest number of registered live births

Among the six (6) municipalities of Siquijor, Municipality of Siquijor posted the highest number of registered live births for both sexes, male and female, of about 86 or 30%. This was followed by the Municipality of Lazi which recorded at 63 or 22%. Meanwhile, Enrique Villanueva, being the smallest Municipality recorded also the lowest distribution of live births with only 24 or 8%, in the first quarter of 2018.

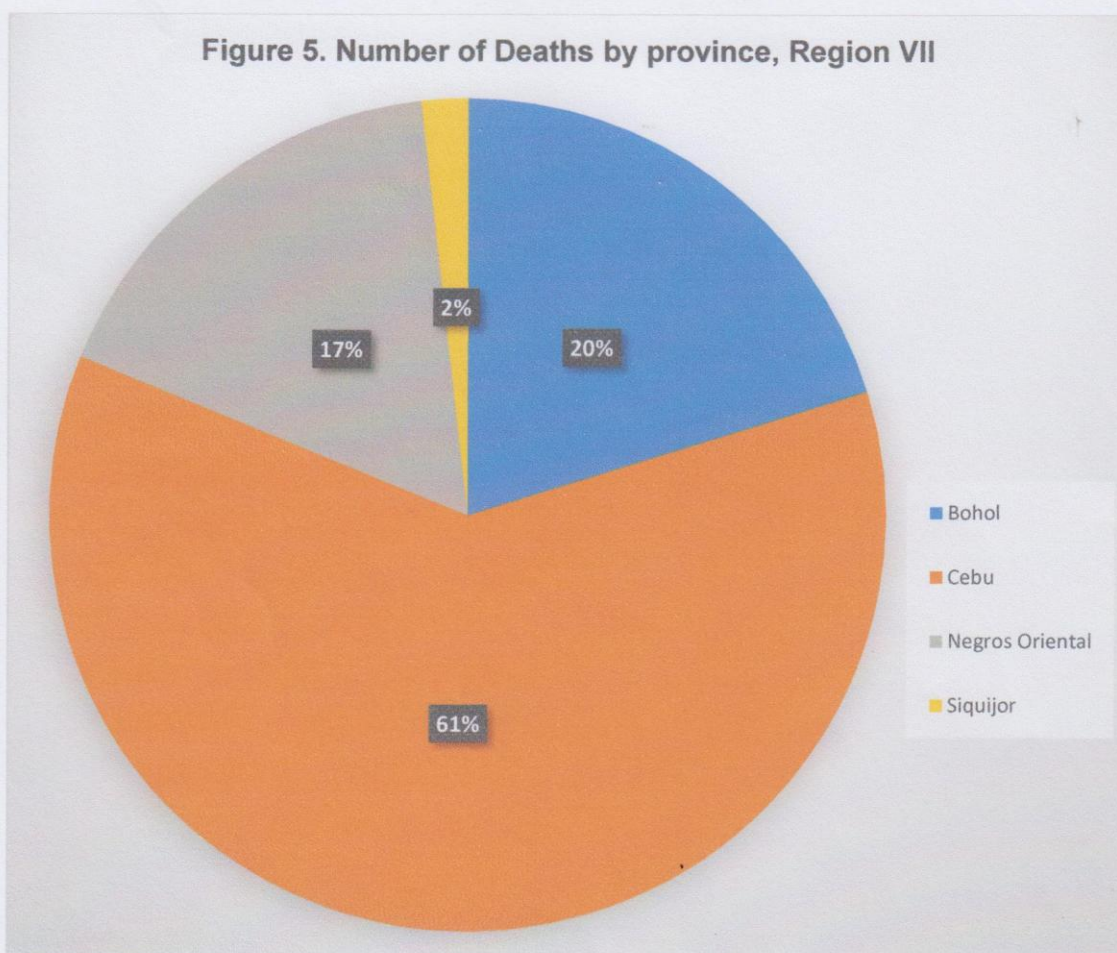
Figure 4. Distribution of Live Births by Municipality, First Quarter 2018



SPECIAL RELEASE

Siquijor recorded 205 death occurrences in the first quarter of 2018

Region VII accounted for 11,366 deaths in the first quarter of 2018 while 205 or 2% of which were deaths occurred in the province of Siquijor. Siquijor being the smallest province in the region proportionally had the lowest number of death occurrences. (Figure 5)

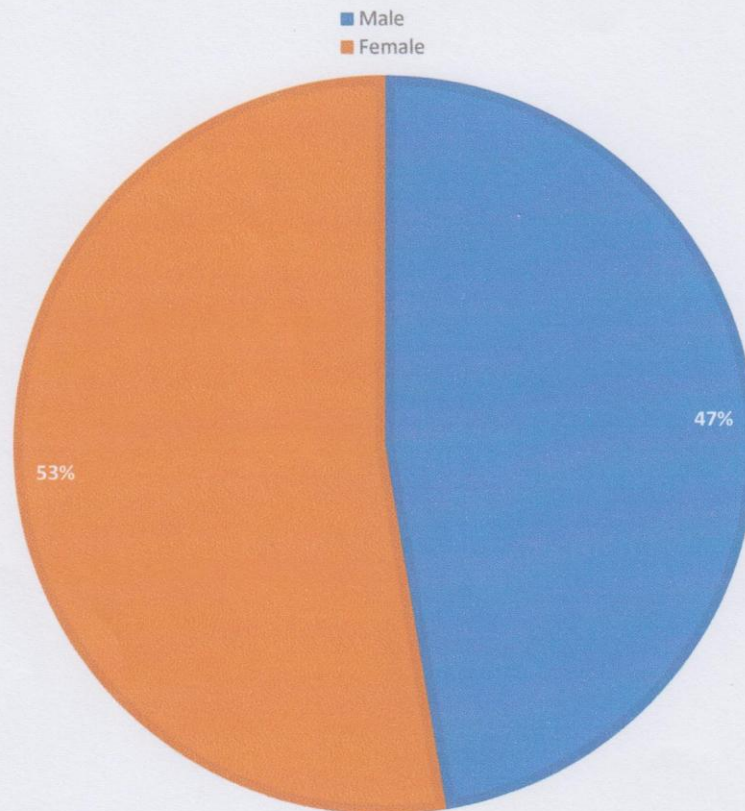




SPECIAL RELEASE

Of the 205 death occurrences, 108 or 53% of which were female deaths, a bit higher in number compared to deaths of males, which was accounted at 97 or 47%. (Figure 6)

FIGURE 6. Number of Deaths by sex, Siquijor



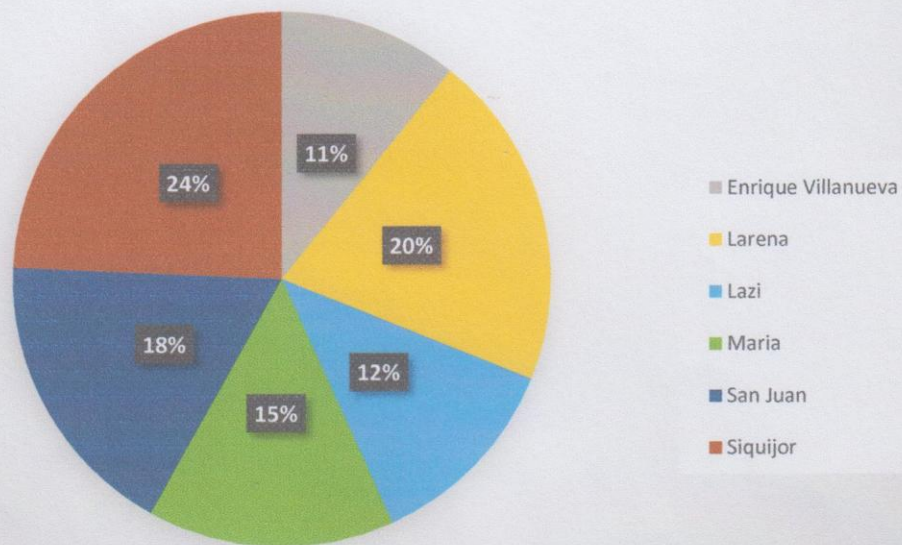


SPECIAL RELEASE

Marriages in Siquijor for First Quarter 2018 posted a total of 74


A total of 74 marriages were registered for the first quarter 2018 in Siquijor. Among the six (6) municipalities in the province, Municipality of Siquijor posted the most number of marriages at 18 or 24% followed by the Municipality of Larena at 15 or 20%. While the Municipality of Enrique Villanueva recorded the lowest number of registered marriages with 8 or 11%.

Figure 7. Number of Marriages by Place of Occurrence, Siquijor




Notes: Figures are not adjusted for under-registration. Civil Registration is a continuous process. Hence, there is a need to establish certain cut-off period. The data presented herein are events occurred from January to March 2018, registered at LCROs until April 2018 and submitted datafiles to PSA-CRS until May 2018. Documents received without data files during the first quarter are not yet included.

Prepared by:


Rizalyn Teodora G. Postrado
Registration Officer II

Approved by:


Aurelia M. Canda
Chief Statistical Specialist

FVB/RTGP/JBCA/JCM
