



SPECIAL RELEASE

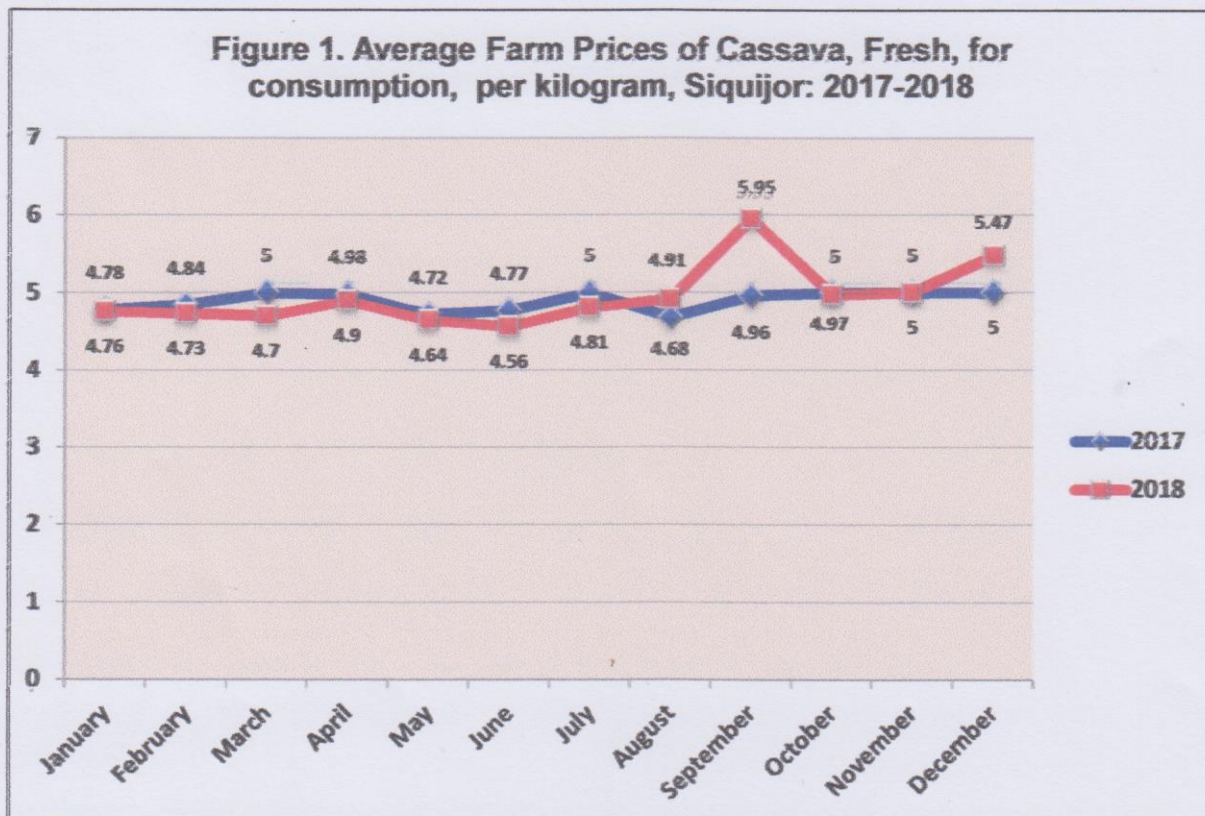
FARM PRICES STATISTICS ON SELECTED CROP COMMODITIES, 2017-2018

Date of Release: 11 November 2019

Reference Number: 2019-SR61- 13

Average Farm Prices of Cassava, Fresh, For Consumption

The average farmgate prices of cassava from January to December in 2018 were mostly lower compared to January to December in 2017. The highest price decrement was recorded in March. In 2017 its price was recorded at P5.00 per kilogram and it moved down to P4.70 per kilogram in 2018. On the other hand, a price increment from P4.96 per kilogram in 2017 to P5.95 per kilogram in 2018 was noted in the month of September. (See figure 1.)

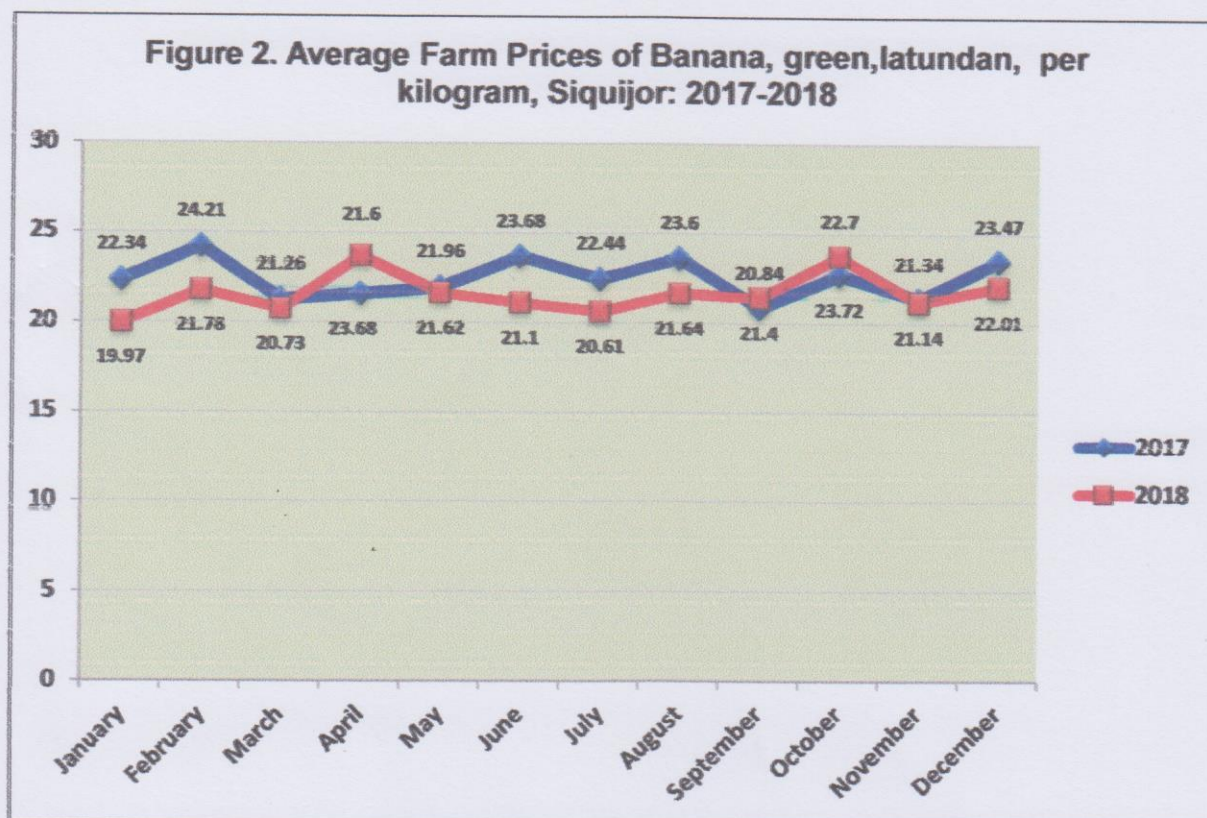


Management
Systems
ISO 9001:2015
www.tuv.com
00 3910460011



Average Farm Prices of Banana, Latundan, Green

Comparing the average farm prices of banana, latundan, green in 2018 and 2017, it moved in different ways. In April, September and October of 2018, its prices moved up compared to the same months in 2017. On the contrary, its prices moved down in the rest of the months, comparing again between 2018 and 2017. Prices in June marked the highest decrement in prices with a price difference of ₱2.58. In 2017, its average price was ₱23.68 per kilogram and it went down to ₱21.10 per kilogram in 2018. (See figure 2.)



Average Farm Prices of Banana, Saba, Green

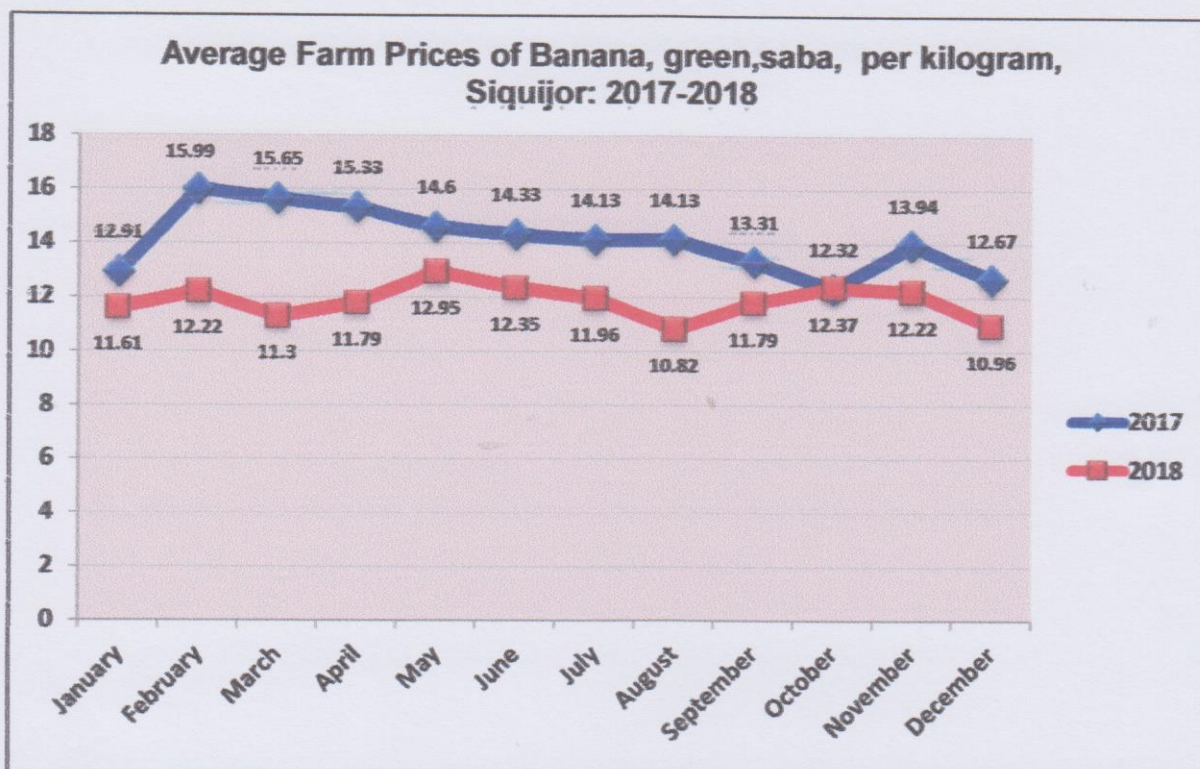
The average farmgate prices of banana, green, saba were low in 2018 compared to its prices in 2017. The highest price decrement was noted in February with a price decrease of 23.58 percent or from ₱15.99 per kilogram in 2017 to ₱12.22 per kilogram in 2018. A slight increase however, was recorded in October with a price increase of 0.41 percent. (See figure 3.)



Management System
ISO 9001:2015
www.tuv.com
ID: 30148/0201

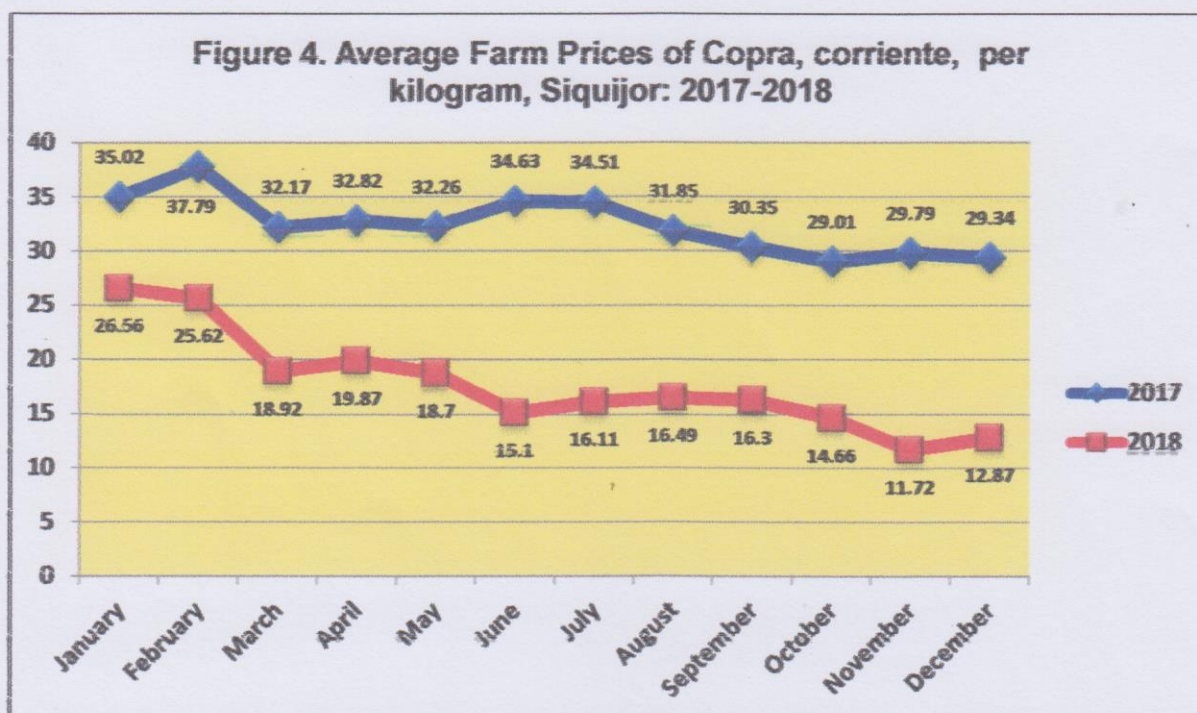


Frontview Bldg. Mabini Street, Poblacion, Siquijor 6225
• Telephone: (035) 344-2002 • Telefax: (035) 480-9003
www.rss07.psa.gov.ph/siquijor • email psa07.siquijor@gmail.com



Average Farm Prices of Copra, Corriente

The average farmgate prices of copra, corriente were evidently low in 2018 compared to its prices in 2017. Its prices moved down by 24.16 percent in January 2018 compared to January 2017. From its price of ₱35.02 per kilogram in 2017, it moved down to ₱26.56 per kilogram in 2018 and continued to move down as low as ₱11.72 per kilogram in November 2018 from ₱29.79 per kilogram in November 2017. (See figure 4.)



Management System
ISO 9001:2015
www.tuv.com
ID 29005-0001



Frontview Bldg. Mabini Street, Poblacion, Siquijor 6225
 • Telephone: (035) 344-2002 • Telefax: (035) 480-9003
www.rss07.psa.gov.ph/siquijor • email psa07.siquijor@gmail.com

TECHNICAL NOTES

Prices received by farmers for crops, livestock and poultry are the farmers' selling prices for their produce at the first point of sale. These prices depend on the place of sale which may be within the production site, at the wholesale market or other areas. At each point of sale, every respondent will be asked the volume sold and freight cost in marketing their product. If a farmer marketed several times during the reference period, the latest quantity sold and prices obtained are reported. Commodities monitored by province are pre-determined based on four (4) criteria, namely:

1. major produce of the province in terms of volume of production
2. priority crop of the province
3. national commodity and the province is one of the major producers
4. Producers' Price Index (PPI) commodity Determination of the agricultural commodities to be monitored for farm prices shall be done at the Provincial Statistical Office (PSO).

RATIONALE

The availability of marketing information in the farm prices is an essential factor not only in the formulation of economic programs and policies but also in the production process of agricultural commodities. This most benefits, among others, the farmers in the stage of production planning and decision-making with regard to optimizing their profit.

OBJECTIVES

The general purpose of the Farm Prices Survey (FPS) is to gather reliable price information at the farm level. The specific objectives are:

- 1) to generate estimates on farmgate prices of major agricultural commodities;
- 2) to develop sets of price indices and to measure the purchasing power of growers of selected agricultural products;
- 3) to analyze the seasonal trends and variations in agricultural prices;
- 4) to serve as input for forecasting future supply, demand and prices of agricultural commodities;
- 5) to assist policy makers in the formulation, implementation and administration of economic programs; and
- 6) to guide farmers/raisers in their decision making relative to their agricultural activities geared towards improvement of their profitability.

FREQUENCY OF DATA COLLECTION

Collection of data is done monthly, during the last 10 days of the month. The reference period is days 1 to 30 of the reporting month.



Management
System
ISO 9001:2015
www.tuv.com
ID 390840021




Frontview Bldg. Mabini Street, Poblacion, Siquijor 6225
• Telephone: (035) 344-2002 • Telefax: (035) 480-9003
www.rss07.psa.gov.ph/siquijor • email psa07.siquijor@gmail.com


NOTE:


Not all Farm Prices commodities monitored in the province have data series due to on and off trading.

Prepared by:


ERIC E. BALIOS
Statistical Analyst

Approved for release:


FELICISIMO B. VALIOS
Supervising Statistical Specialist/
Officer-in-Charge


FVB/JBCA/JCM/RTGP



Management
Systems
ISO 9001:2015
www.tuv.com
ID 9908400931



Frontview Bldg. Mabini Street, Poblacion, Siquijor 6225
• Telephone: (035) 344-2002 • Telefax: (035) 480-9003
www.rss07.psa.gov.ph/siquijor • email psa07.siquijor@gmail.com