



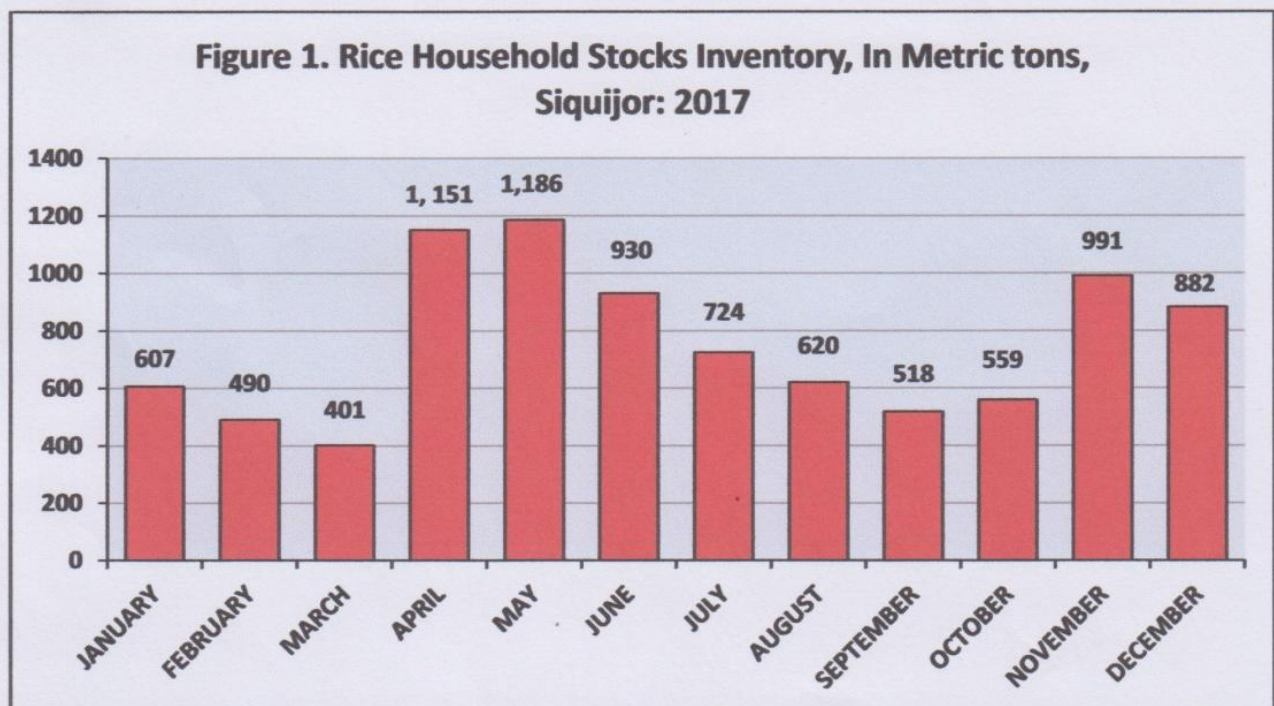
# SPECIAL RELEASE

## RICE AND CORN HOUSEHOLD STOCKS INVENTORY, 2017-2018

Date of Release: 23 December 2019  
Reference Number: 2019-SR61-015

### RICE HOUSEHOLD STOCKS INVENTORY, 2017

The lowest inventory of rice household stocks in 2017 was reported in March with a record of 401.00 metric tons. The highest inventory however was reported in May with a record of 1, 186.00 metric tons (see figure 1).



Management  
System  
ISO 9001:2015

www.tuv.com  
ID 3108640091

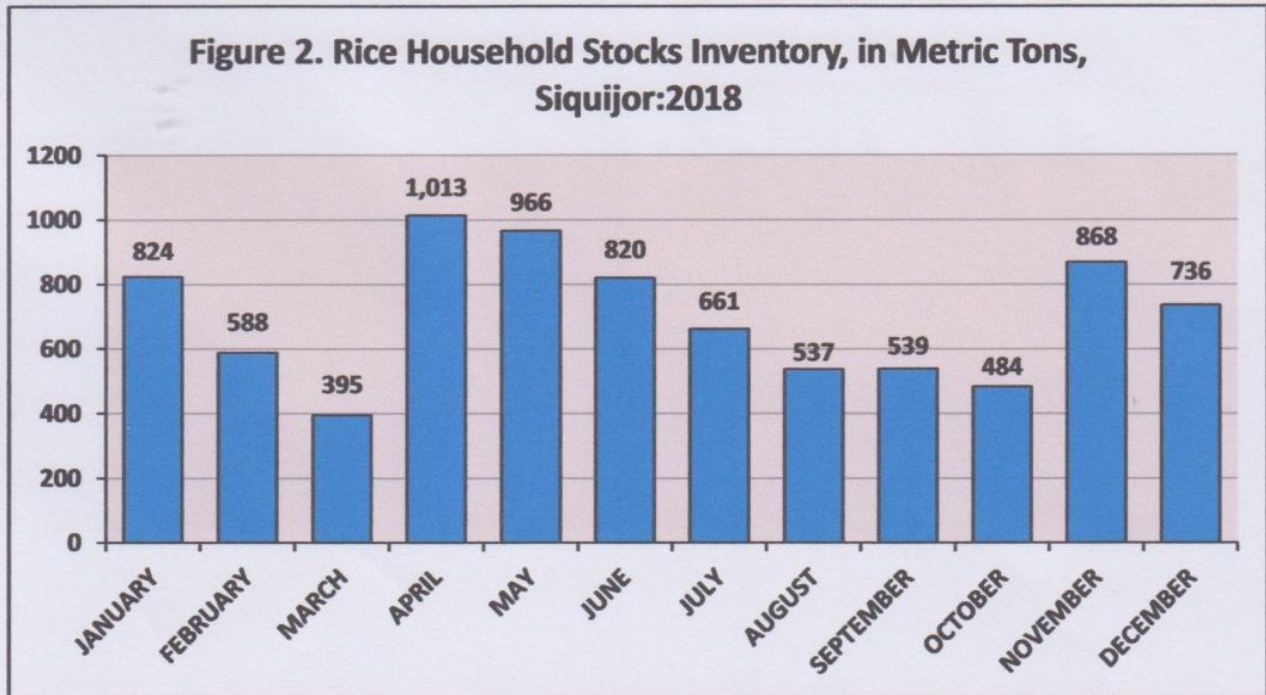


Frontview Bldg. Mabini Street, Poblacion, Siquijor 6225  
• Telephone: (035) 344-2002 • Telefax: (035) 480-9003  
[www.rssso7.psa.gov.ph/siquijor](http://www.rssso7.psa.gov.ph/siquijor) • email [psa07.siquijor@gmail.com](mailto:psa07.siquijor@gmail.com)



## RICE HOUSEHOLD STOCKS INVENTORY, 2018

Inventory of rice household stocks in April was the highest in 2018. Its record was registered at 1,013 metric tons. It was followed with 966.00 metric tons in May and 868.00 metric tons in November. The lowest stocks inventory was reported in March with only 395.00 metric tons. (see figure 2).



## RICE HOUSEHOLD STOCKS INVENTORY, 2017-2018

The trend in household stocks of rice in the province was positive in January, February and September 2018 compared to the same months in 2017. In January, its record was up by 217.00 metric tons, or from 607.00 metric tons in 2017 to 824.00 metric tons in 2018. In February and September, it went up from 490.00 metric tons in 2017 to 588.00 metric tons in 2018 and from 518.00 metric tons in 2017 to 539.00 metric tons in 2018, respectively.

However, the trend was negative in March, April, May, June, July, August, October, November and December 2018 compared to its records in 2017 (see figure 3).



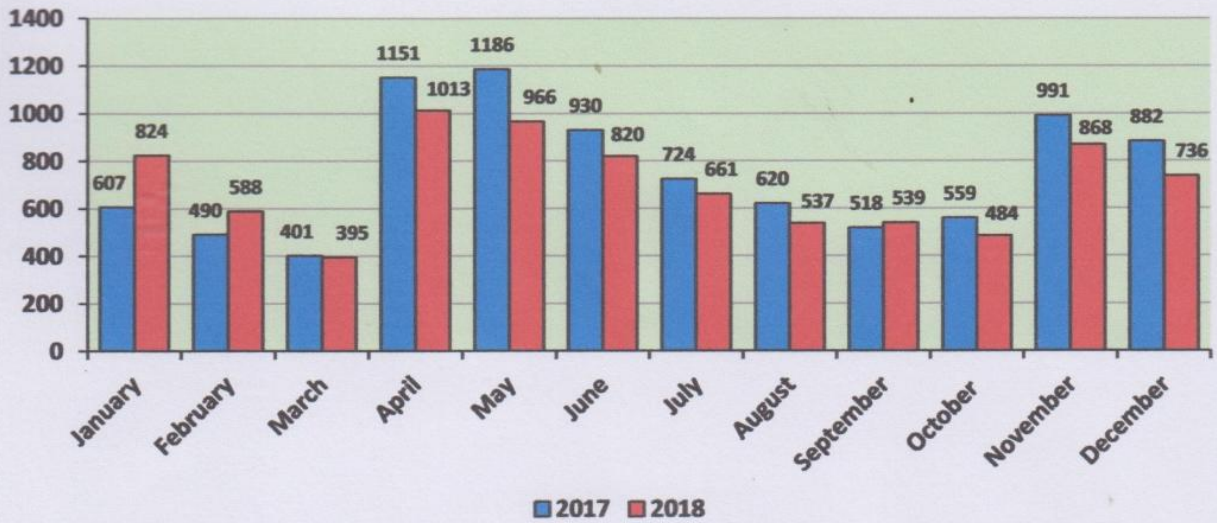
Management System  
ISO 9001:2015  
www.tuv.com  
ID 5108640991



Frontview Bldg. Mabini Street, Poblacion, Siquijor 6225  
• Telephone: (035) 344-2002 • Telefax: (035) 480-9003  
[www.rss07.psa.gov.ph/siquijor](http://www.rss07.psa.gov.ph/siquijor) • email [psa07.siquijor@gmail.com](mailto:psa07.siquijor@gmail.com)



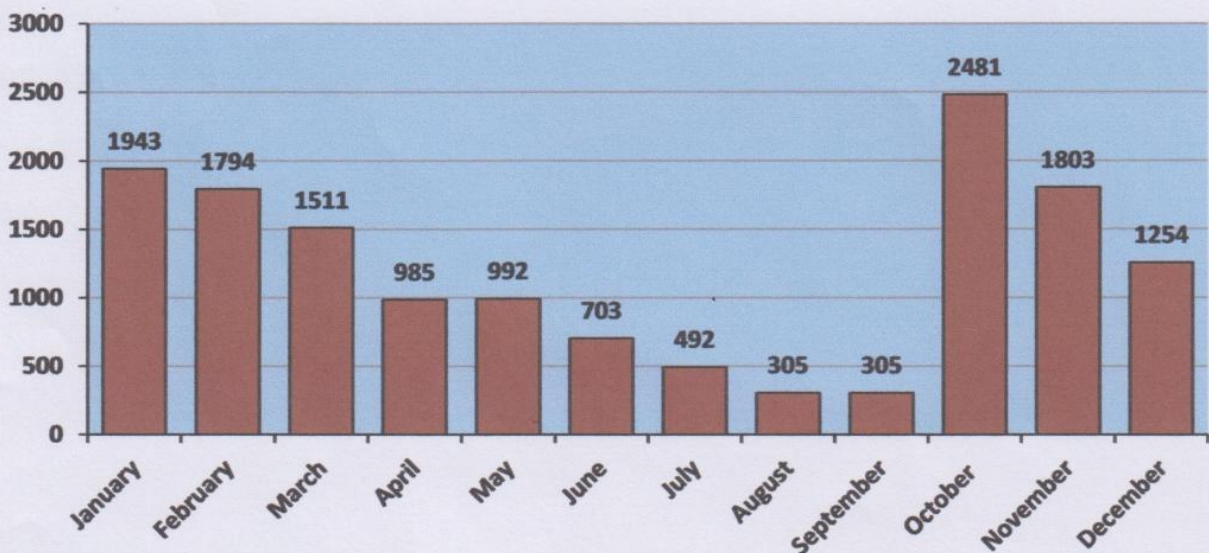
**Figure 3. Rice Household Stocks Inventory, in Metric Tons, Siquijor: 2017-2018**



**CORN HOUSEHOLD STOCKS INVENTORY, 2017**

Corn household stocks in October were the highest inventory in 2017. Its record was 2,481.00 metric tons. However, the lowest inventory was reported in August and September having the same record of 305.00 metric tons (see figure 4).

**Figure 4. Corn Household Stocks Inventory, in Metric Tons, Siquijor: 2017**



Management Systems  
ISO 9001:2015  
www.tuv.com  
ID 3108640991

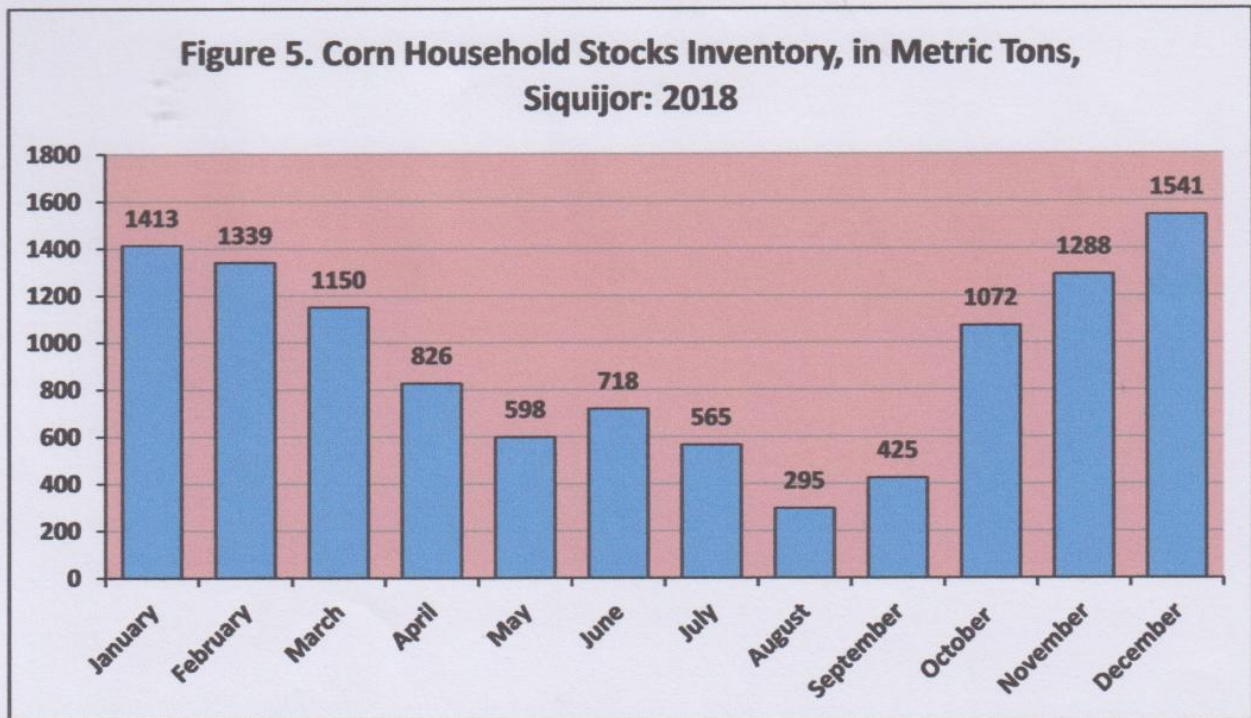


Frontview Bldg. Mabini Street, Poblacion, Siquijor 6225  
• Telephone: (035) 344-2002 • Telefax: (035) 480-9003  
[www.rss07.psa.gov.ph/siquijor](http://www.rss07.psa.gov.ph/siquijor) • email [psa07.siquijor@gmail.com](mailto:psa07.siquijor@gmail.com)



## CORN HOUSEHOLD STOCKS INVENTORY, 2018

Inventory of corn household stocks in August 2018 was only 295.00 metric tons. This month was the lowest of the year. In December, its inventory was 1,541.00 metric tons, which was the highest inventory of the year (see figure 5).



## CORN HOUSEHOLD STOCKS INVENTORY, 2017-2018

Corn household stocks in the province increased in June, July, September and December 2018 compared to the same months in 2017. The stock inventory in June 2017 was only 703.00 metric tons and it increased to 718.00 metric tons in 2018. On the same ways, the stocks inventory in July increased from 492.00 metric tons in 2017 to 565.00 metric tons in 2018, in September, from 305.00 metric tons in 2017 to 425.00 metric tons in 2018 and in December from 1,254.00 metric tons in 2017 to 1,541.00 metric tons.

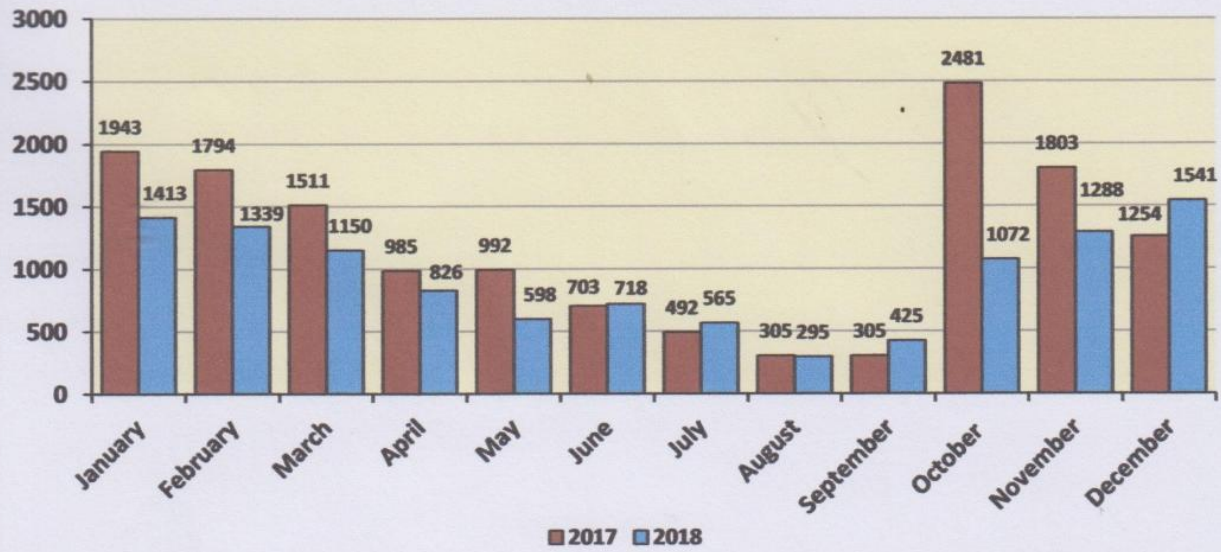
On the other hand, the corn household stocks inventory went down in the remaining months in 2018 compared to 2017. The month with the biggest decrement was noted in October with stocks decrease from 2,481.00 metric tons in 2017 to only 1,072.00 metric tons in 2018 (see figure 6).



Frontview Bldg. Mabini Street, Poblacion, Siquijor 6225  
● Telephone: (035) 344-2002 ● Telefax: (035) 480-9003  
[www.rss07.psa.gov.ph/siquijor](http://www.rss07.psa.gov.ph/siquijor) ● email [psa07.siquijor@gmail.com](mailto:psa07.siquijor@gmail.com)



**Figure 6. Corn Household Stocks Inventory, in Metric Tons,  
Siquijor: 2017-2018**




Management  
Systems  
ISO 9001:2015  
www.tuv.com  
ID 3148640091





Frontview Bldg. Mabini Street, Poblacion, Siquijor 6225  
 • Telephone: (035) 344-2002 • Telefax: (035) 480-9003  
[www.rss007.psa.gov.ph/siquijor](http://www.rss007.psa.gov.ph/siquijor) • email [psa07.siquijor@gmail.com](mailto:psa07.siquijor@gmail.com)

Prepared by:

  
**ERIC L. BALIOS**  
Statistical Analyst

Approved for release:

  
**FELICISIMO B. VALIOS**  
Supervising Statistical Specialist/  
Officer-in-Charge

  
FVB/JBCA/JCM/RTGP



Management  
Systems  
ISO 9001:2015  
[www.tuv.com](http://www.tuv.com)  
ID 918640991



Frontview Bldg. Mabini Street, Poblacion, Siquijor 6225  
• Telephone: (035) 344-2002 • Telefax: (035) 480-9003  
[www.rso07.psa.gov.ph/siquijor](http://www.rso07.psa.gov.ph/siquijor) • email [psa07.siquijor@gmail.com](mailto:psa07.siquijor@gmail.com)