



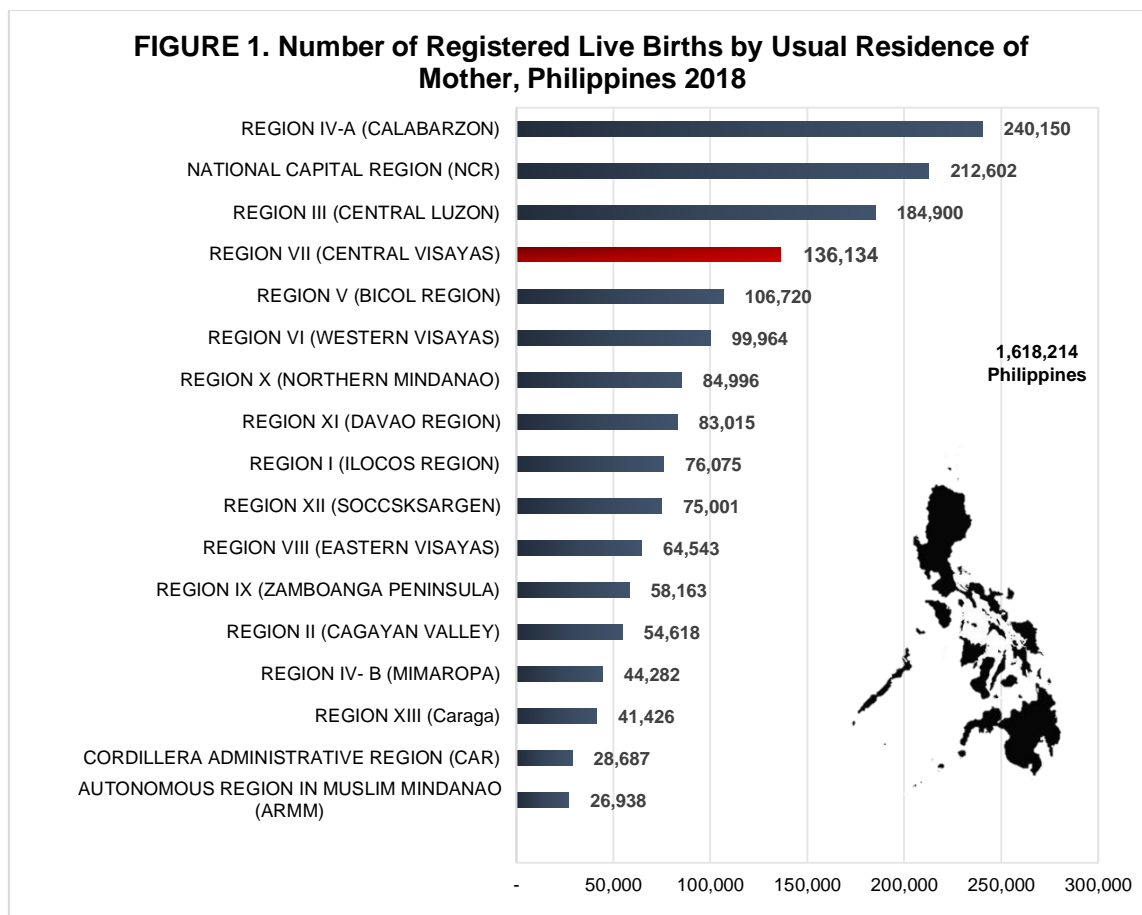
SPECIAL RELEASE

Statistics on Vital Events in Central Visayas, year 2018

Date of Release: 08 April 2020
Reference No. 2020- SR07-010

Central Visayas records more than 100 thousand registered live births in 2018

Central Visayas recorded a total of 136,134 registered live births in the year 2018. This contributes to eight percent of the 1,618,214-total number of registered live births in the country. The region ranked fourth in terms of the highest number of live births recorded. (See Figure 1)



More than 50 percent of the registered live births in Region VII are males

There are 110 males born for every 100 females born in Region 7 in 2018. Registered live births for males totals to 71,465 or 52% while the remaining 48% or 64,669 were females. (See Figures 2 & 3).

Source: Philippine Statistics Authority, Civil Registration Service, Vital Statistics Division

SPECIAL RELEASE

FIGURE 2. Percent Distribution of Registered Live Births, By Sex, Central Visayas 2018

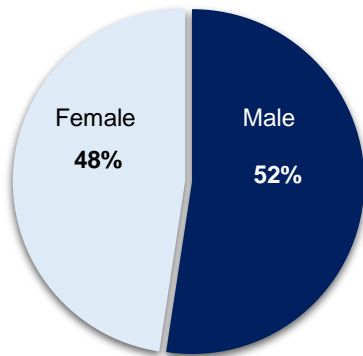
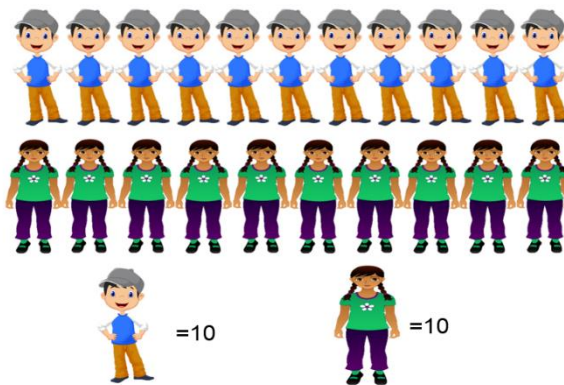


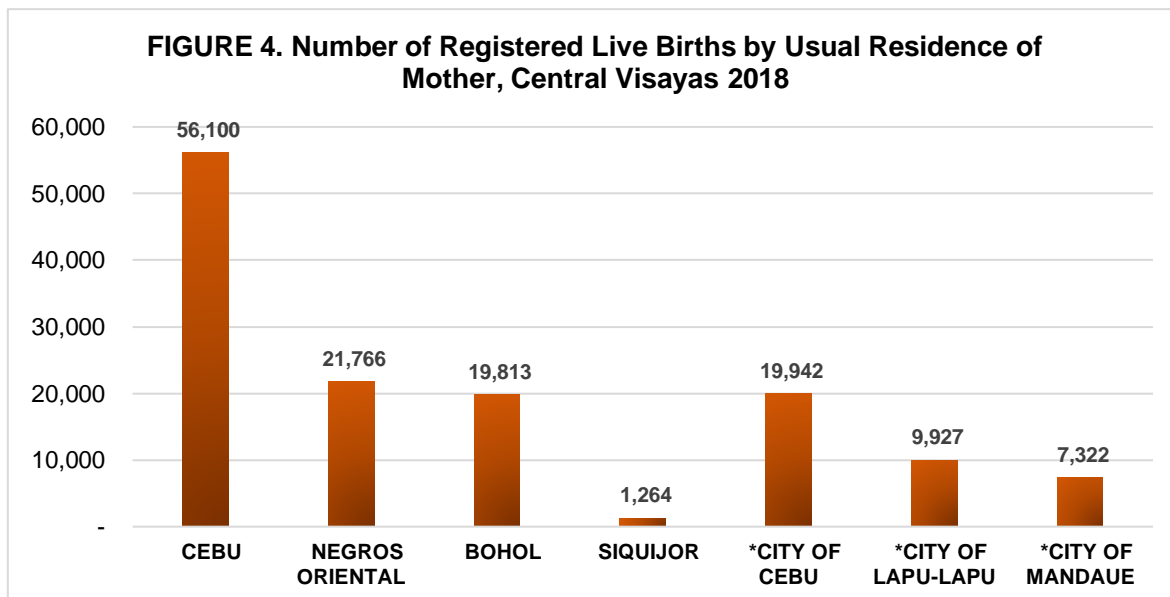
FIGURE 3. Sex Ratio of Live Births, Central Visayas 2018



Cebu Province lodges the highest percentage distribution of live births in 2018

The Province of Cebu registered the highest number of live births in the year 2018, with more than 56 thousand or 41 percent of the total live births in the region. Second on the list was Negros Oriental with almost 22 thousand or 16 percent, followed by Bohol with about twenty thousand or 15 percent registered live births. Highly urbanized cities such as Cebu City with almost twenty thousand or 15 percent, Lapu-Lapu with about ten thousand or 7 percent and Mandaue has seven thousand or 5 percent contribution. Meanwhile, Siquijor had the lowest percentage contribution of live births with less than two thousand or one percent. (See Figure 4)

FIGURE 4. Number of Registered Live Births by Usual Residence of Mother, Central Visayas 2018

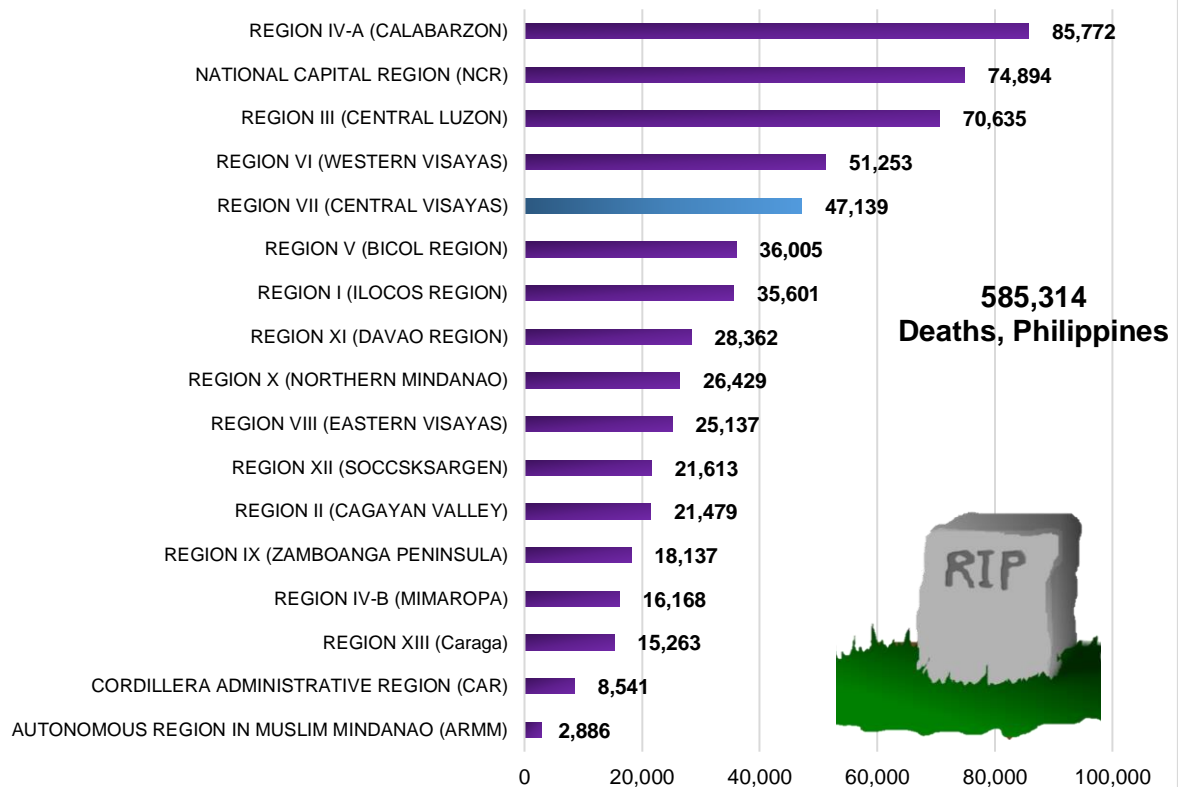


Cebu excluding Highly Urbanized Cities
 *Highly Urbanized Cities

Source: Philippine Statistics Authority, Civil Registration Service, Vital Statistics Division

SPECIAL RELEASE

FIGURE 5. Number of Registered Deaths by Usual Residence of Deceased, Philippines 2018

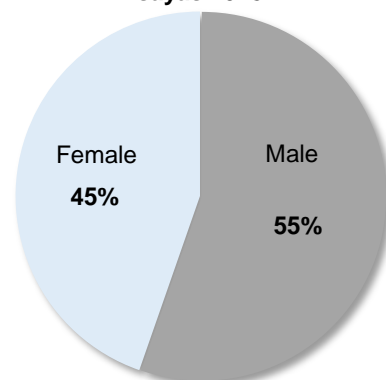


Region VII polls 47 thousand death occurrences in 2018

Central Visayas recorded a total of 47,139 death occurrence in 2018. This gives a percentage share of about eight percent of the 585,314 total number of registered deaths in the country on the same period. The Region ranked fifth with the most number of deaths in the country. (See Figure 5)

Fifty-five percent or 26,259 of the death occurrences were males while the remaining 45 percent or 20,880 were females. (See Figure 6)

FIGURE 6. Percent Distribution of Deaths Registered by Sex, Central Visayas 2018



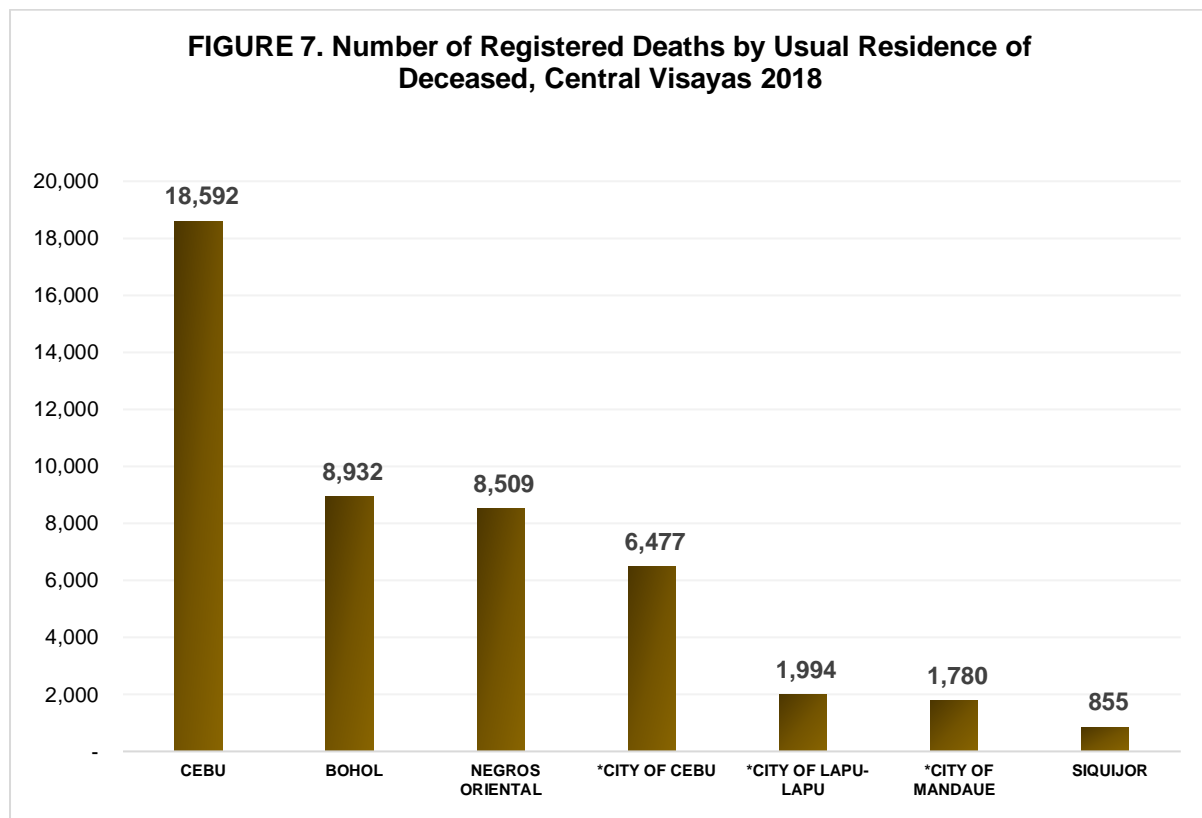
Source: Philippine Statistics Authority, Civil Registration Service, Vital Statistics Division



SPECIAL RELEASE

Deaths in Cebu Province is the highest in Region VII

In Central Visayas, 18,592 or 39 percent of the total death statistics in the region were counted in the province of Cebu in the year 2018. This was followed by the province of Bohol with 8,932 or 20 percent and Negros Oriental with 8,509 or 18 percent of the region's total death statistics. Highly urbanized cities namely; Cebu, Lapu-Lapu and Mandaue recorded 6,477 or 13 percent, 1,994 or 4 percent and 1,780 or 3 percent, respectively. Meanwhile, the province of Siquijor has the lowest death occurrence of only 855 or 1 percent of the region's total. (See *Figure 7*)



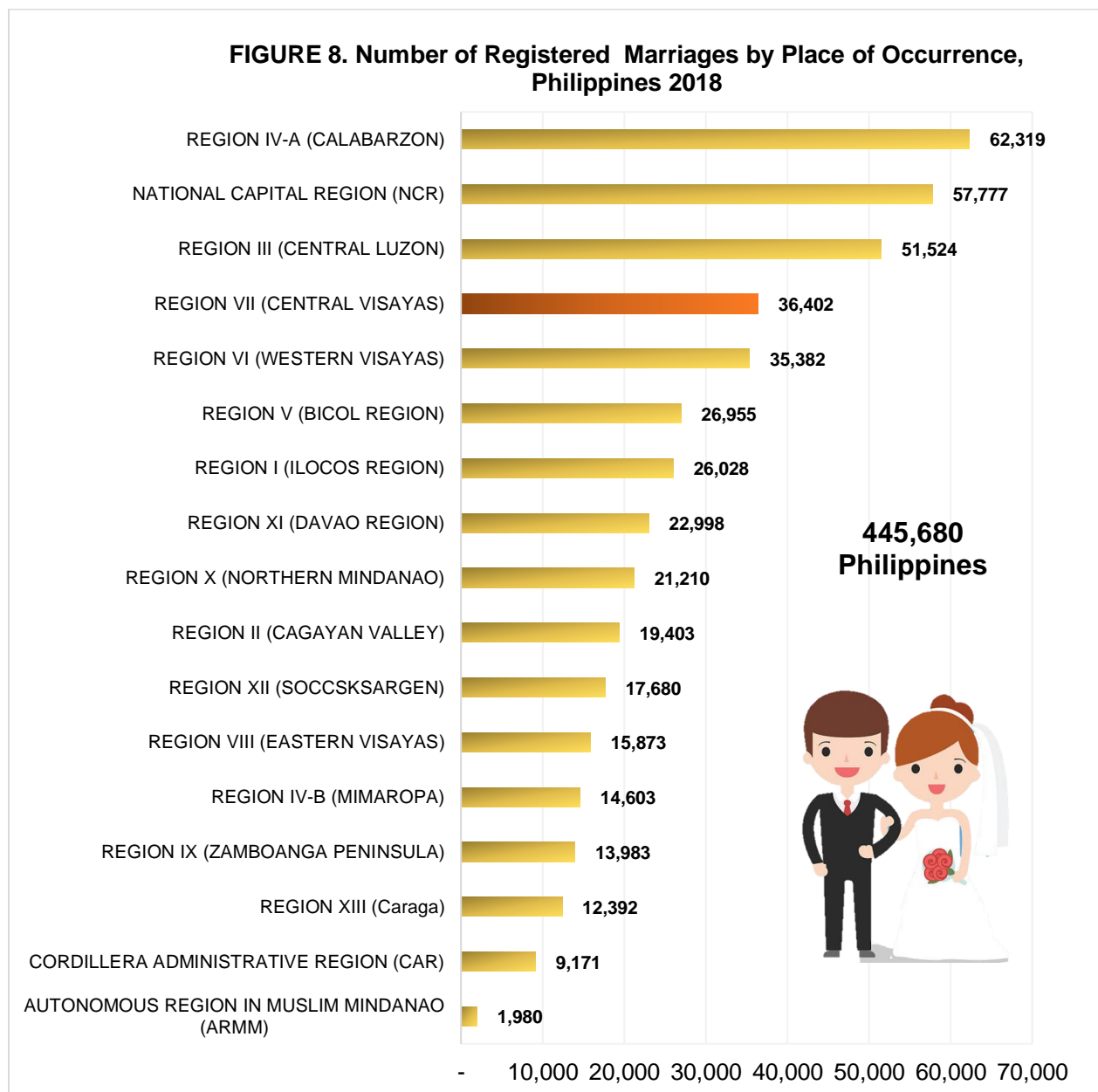
Cebu excluding Highly Urbanized Cities
**Highly Urbanized Cities*



SPECIAL RELEASE

More than 36 thousand marriages in Region VII are reported in 2018

Central Visayas accounted a total of 36,402 marriage occurrences in the year 2018. This contributes eight percent of the 445,680 total marriages in the Philippines. Region VII ranked fourth in the highest number of marriage occurrences in the country. (See Figure 8)



Source: Philippine Statistics Authority, Civil Registration Service, Vital Statistics Division

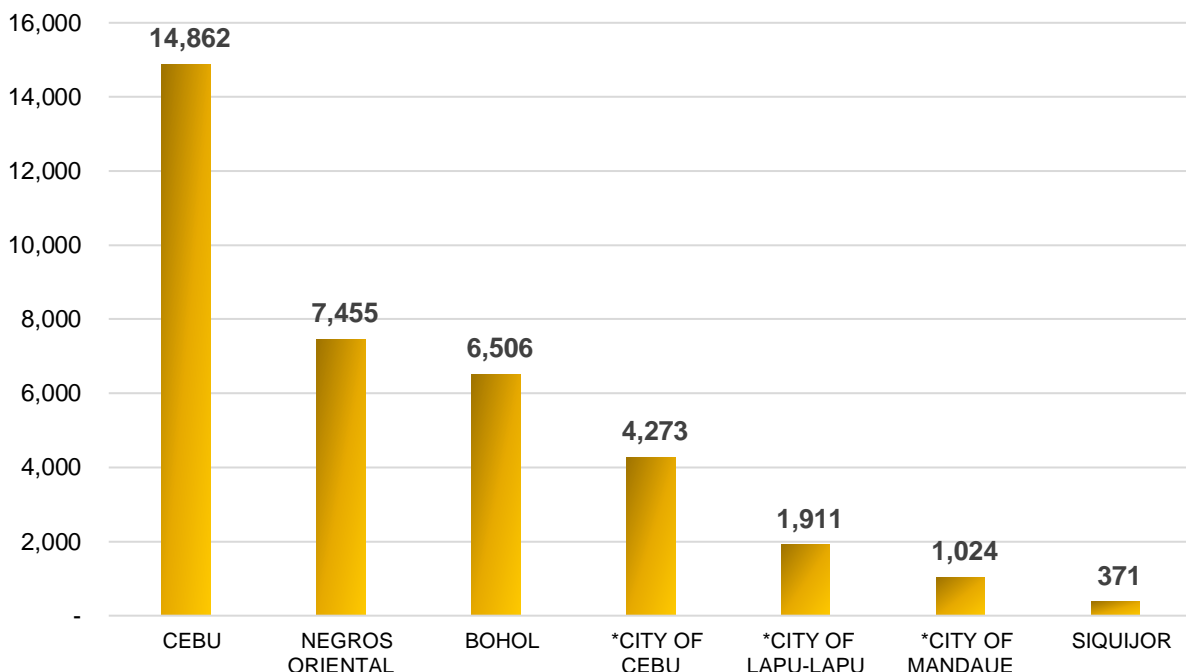


SPECIAL RELEASE

Cebu Province holds the highest number of marriages registered in Central Visayas

The Province of Cebu registered about 15,000 or 40 percent marriages in 2018. This was followed by Negros Oriental with about 7,500 or 20 percent and Bohol with more than 6,500 or 18 percent. Among the highly urbanized cities, Cebu has the highest number of marriages with more than 4,000 or 12 percent, Lapu-Lapu is the second with almost 2,000 or 5 percent and lastly Mandaue with more than 1,000 or 3 percent. Meanwhile, Siquijor had the least marriages of about 400 or one percent of the regional total. (See Figure 9)

FIGURE 9. Number of Registered Marriages by Place of Occurrence, Central Visayas, 2018



Cebu excluding Highly Urbanized Cities
***Highly Urbanized Cities**



SPECIAL RELEASE

TABLE 1. NUMBER OF VITAL EVENTS IN CENTRAL VISAYAS, BY PROVINCE/ HUCS, BY SEX, PRELIMINARY COUNTS 2018

| REGION, PROVINCE, CITY/ MUNICIPALITY | Number of Registered Live Births by Sex and by Usual Residence of Mother | | | Number of Registered Deaths by Sex and by Usual Residence of Deceased | | | Number of Registered Marriages by Place of Occurrence |
|---|--|---------|---------|---|---------|---------|---|
| | Both Sexes | Male | Female | Both Sexes | Male | Female | Total |
| PHILIPPINES | 1,618,214 | 845,069 | 773,145 | 585,314 | 334,574 | 250,740 | 445,680 |
| REGION VII | 136,134 | 71,465 | 64,669 | 47,139 | 26,259 | 20,880 | 36,402 |
| BOHOL | 19,813 | 10,315 | 9,498 | 8,932 | 4,944 | 3,988 | 6,506 |
| CEBU | 56,100 | 29,453 | 26,647 | 18,592 | 10,225 | 8,367 | 14,862 |
| NEGROS ORIENTAL | 21,766 | 11,532 | 10,234 | 8,509 | 4,850 | 3,659 | 7,455 |
| SIQUIJOR | 1,264 | 661 | 603 | 855 | 452 | 403 | 371 |
| CITY OF CEBU | 19,942 | 10,489 | 9,453 | 6,477 | 3,670 | 2,807 | 4,273 |
| CITY OF LAPU-LAPU | 9,927 | 5,188 | 4,739 | 1,994 | 1,105 | 889 | 1,911 |
| CITY OF MANDAUE | 7,322 | 3,827 | 3,495 | 1,780 | 1,013 | 767 | 1,024 |

Source: Philippine Statistics Authority, Civil Registration Service, Vital Statistics Division

Note: Figures are not adjusted for under-registration.

Technical Notes:

Vital statistics » are derived from information obtained at the time when the occurrences of vital events and their characteristics are inscribed in a civil register. Vital acts and events are the births, deaths, fetal deaths, marriages, and all such events that have something to do with an individual's entrance and departure from life together with the changes in civil status that may occur to a person during his lifetime.

Live Birth » is the complete expulsion or extraction from its mother of a product of conception, irrespective of the duration of pregnancy, which, after such separation, breathes or shows any other evidence of life.

Marriage » is a special contract of permanent union between a man and a woman entered into in accordance with law for the establishment of conjugal and family life.

Death » refers to the permanent disappearance of all evidence of life at any time after live birth has taken place.

Source: Philippine Statistics Authority, Civil Registration Service, Vital Statistics Division




REPUBLIC OF THE PHILIPPINES
PHILIPPINE STATISTICS AUTHORITY
REGIONAL STATISTICAL SERVICES OFFICE VII

SPECIAL RELEASE

Prepared by:


EVELYN L. PATRIARCA
Statistical Specialist II

Reviewed by:


HERA B. JUAREZ
Registration Officer IV


EDWINA M. CARRIAGA
Chief Administrative Officer

Approved by:


ARIEL E. FLORENDO
Regional Director

Source: *Philippine Statistics Authority, Civil Registration Service, Vital Statistics Division*