



SPECIAL RELEASE

LIVESTOCK and POULTRY Situation Report 2nd Quarter 2019

Date of Release: 10 June 2020
Reference Number: 2020-SR61- 005

The total inventory of Livestock and Poultry in the province of Siquijor increased by 1.79 percent as of July 1, 2019 compared to the inventory of the same period last year from 669,293 heads to 681,277 heads this year. This figure was attributed to the increase in the livestock and poultry population. The inventory of Livestock in Siquijor province posted an increase of 4.03 percent as of July 1, 2019 compared to the inventory in the same period last year from 91,209 heads to 94,882 heads while the increase in poultry population was attributed specifically to the increase in native chicken from 562,277 last second quarter of 2018 to 570,870 this year.

The increase in the livestock sector was contributed more specifically in the significant increase of goat or 8.83 percent. As of July 1, 2019, majority of the increase in inventory of carabao, cattle, goat and swine were raised in backyard farms.

Table 1. Livestock and Poultry Inventory by Animal Type in Siquijor, 2nd Quarter 2018-2019

LIVESTOCK/POULTRY	INVENTORY		PERCENT CHANGE 2019/2018
	as of July 1, 2018	as of July 1, 2019	
LIVESTOCK	91,209	94,882	4.03
Carabao	1,009	1,068	5.85
Cattle	19,681	20,517	4.25
Goat	22,277	24,245	8.83
Swine	48,242	49,052	1.68
POULTRY	578,084	586,395	1.44
Chicken	576,793	583,881	1.23
Broiler	400	-	-100.00
Layer	14,116	13,011	-7.83
Native	562,277	570,870	1.53
Duck	1,291	2,514	94.73
TOTAL	669,293	681,277	1.79

Source: Philippine Statistics Authority, Livestock and Poultry Survey

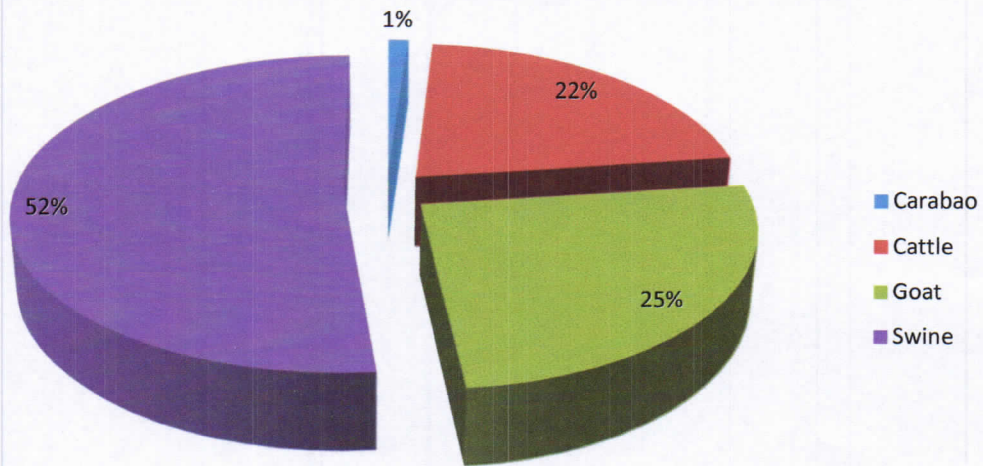


Management System
ISO 9001:2015
www.tuv.com
ID 9100640001



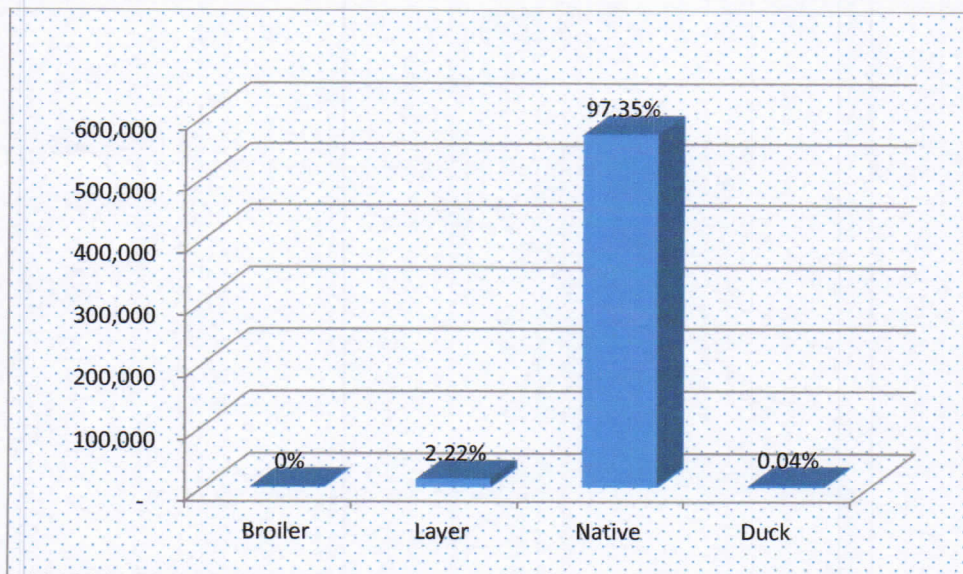
Frontview Bldg. Mabini Street, Poblacion, Siquijor 6225
• Telephone: (035) 344-2002 • Telefax: (035) 480-9003
www.rso07.psa.gov.ph/siquijor • email psa07.siquijor@gmail.com

Figure 1 Percent Distribution of Livestock Inventory, July 1, 2019



Swine topped all other types of livestock with a share of 52 percent followed by goat, cattle and carabao having a share of 26 percent, 22 percent and 1 percent respectively.

Figure 2 Percent Distribution of Poultry Inventory, July 1, 2019



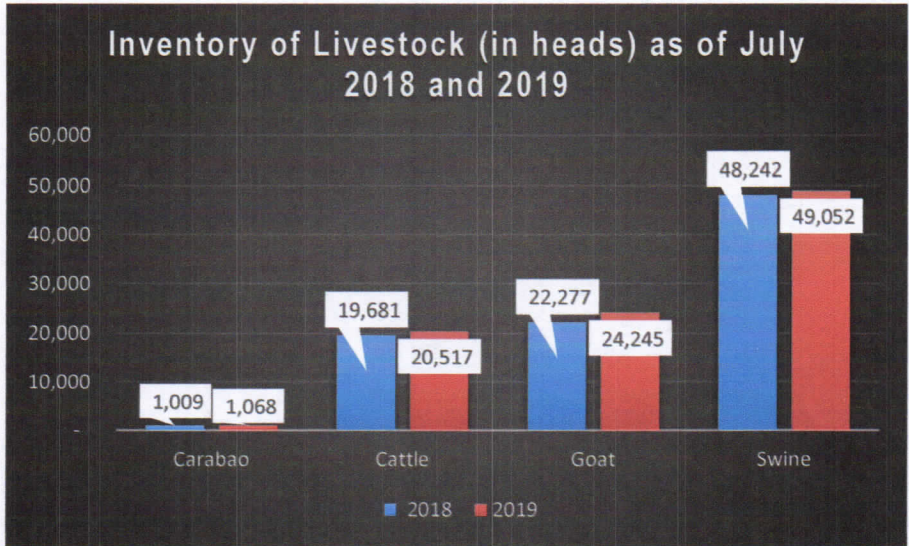
Meanwhile, native chicken had the largest share in the poultry inventory contributing 97.35 percent while layer, duck and broiler shared only 2.22 percent, 0.04 percent and 0.00 percent respectively.



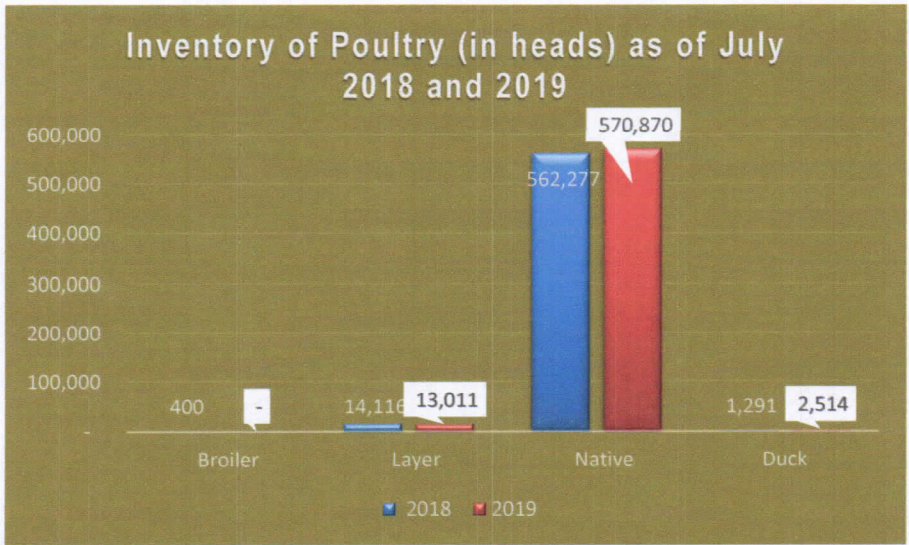
Management System
ISO 9001:2015
www.tuv.com
ID 3108640991



Frontview Bldg. Mabini Street, Poblacion, Siquijor 6225
• Telephone: (035) 344-2002 • Telefax: (035) 480-9003
www.rso07.psa.gov.ph/siquijor • email psa07.siquijor@gmail.com



Swine in backyard farms topped the inventory in all types of livestock with 49,052 heads in July 1, 2019 while carabao has the lowest inventory of 1,068 heads.



Chicken native in backyard farms has slightly increased this year (570,870) heads compared to last year's inventory of 562,277 heads.



Management System
ISO 9001:2015
www.tuv.com
ID 3108640991



Frontview Bldg. Mabini Street, Poblacion, Siquijor 6225
 • Telephone: (035) 344-2002 • Telefax: (035) 480-9003
www.rss07.psa.gov.ph/siquijor • email psa07.siquijor@gmail.com

TECHNICAL NOTES

The Livestock and Poultry Situation Report presents the performance situation in terms of inventory of livestock and poultry. Data for this special release were collected by the Philippine Statistics Authority (PSA) through the two (2) surveys namely: 1) The Backyard Livestock and Poultry Survey (BLPS) which is conducted quarterly which covers one (1) replicate samples of the Palay and Corn Production Survey (PCPS), and 2) The Commercial Livestock and Poultry Survey (CLPS) also conducted quarterly which covers four (4) broiler farms, six (6) layer farms and eight (8) swine farms as of July 1, 2018 (complete enumeration).

Another survey that supplements the data requirements of the Livestock and Poultry sector is the Compilation of Data from Slaughterhouses and Poultry Dressing Farms (CDSPDP). This is done monthly and utilizes administrative data from Locally Registered Meat Establishments (LRMEs) in the province in coordination with the Provincial Veterinary Office (PVO) and Meat Inspectors (MIs).


Definition of Terms

- **Production** – refers to the volume of indigenous (locally-raised) animals disposed for slaughter which includes animals exported or shipped-out for slaughter (in “head” and in “liveweight equivalent”)
- **Livestock** – farm animals kept or raised for consumption, work or leisure. In general, poultry is separated as a distinct group of farm animals. For purposes of census and surveys, livestock covers only those that are tended and raised by an operator.
- **Poultry** – a collective term for all domesticated avian for the purpose of food consumption, or the carcass of such avian dressed/processed for human consumption.
- **Animal Inventory** – (also Animal Population) – the number of domesticated animals in the head present in the farm at specific reference date.

Prepared by:


Jill Bernadette C. Abing
SS II

Approved for Release:


AURELIA M. CANDIA
Chief Statistical Specialist


FBV/RTG

