

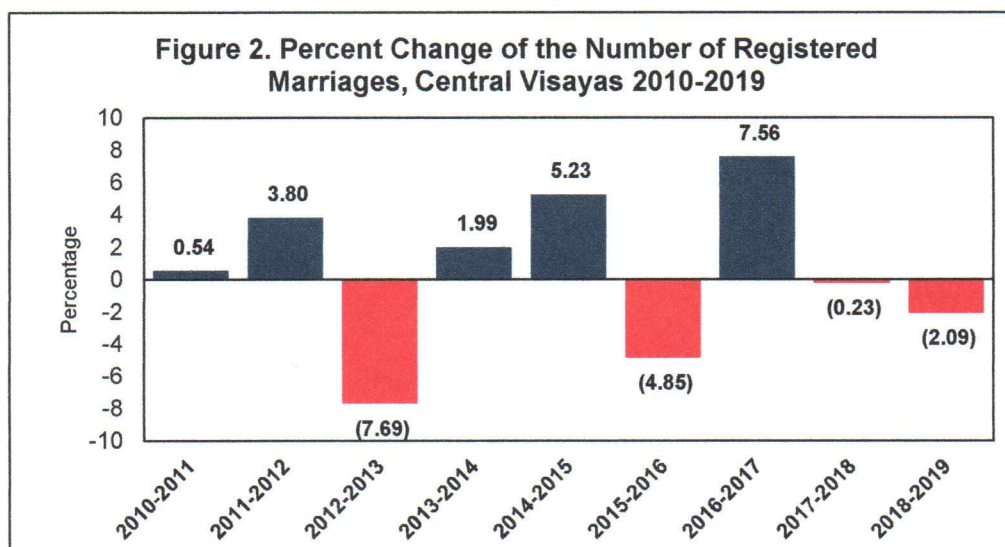
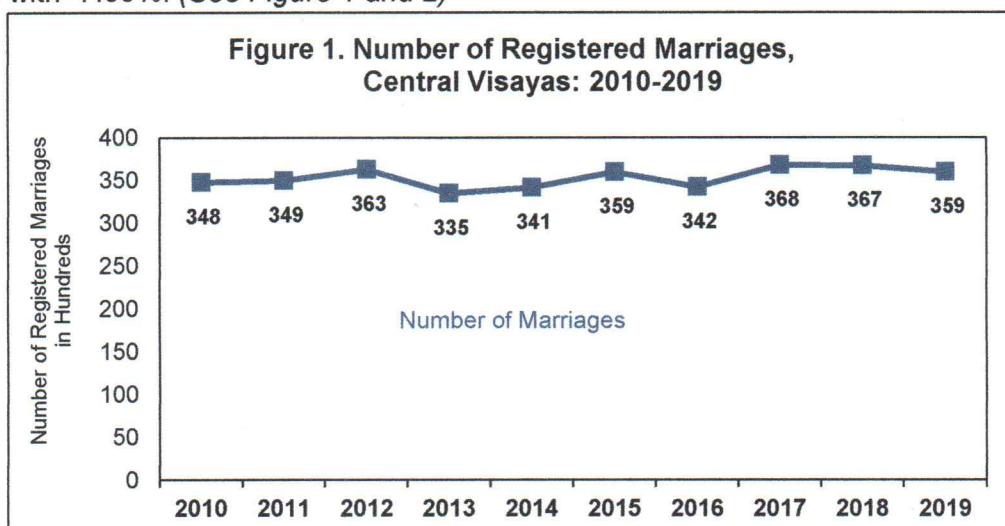
SPECIAL RELEASE

Registered Marriages in Central Visayas Year 2019

Date of Release: 30 June 2021
 Reference Number: 2021-SR07-013

2.09% lower of the number of registered marriages in Central Visayas in 2019 than 2018

In 2019, the number of registered marriages in Central Visayas reached to 35,924, this is 2.09% lower than the number of registered marriages in the previous year of 36,690. On the other hand, 2013 had the lowest number of registered marriages occurred in Central Visayas from 2010-2019 with 33,483. The average number of registered marriages occurred in the same reference years was at 35,312. Years 2016-2017 had the highest percent change of the number of marriages occurred in CV, with 7.56% while year 2012-2013 had the lowest percent change with -7.69%. (See Figure 1 and 2)

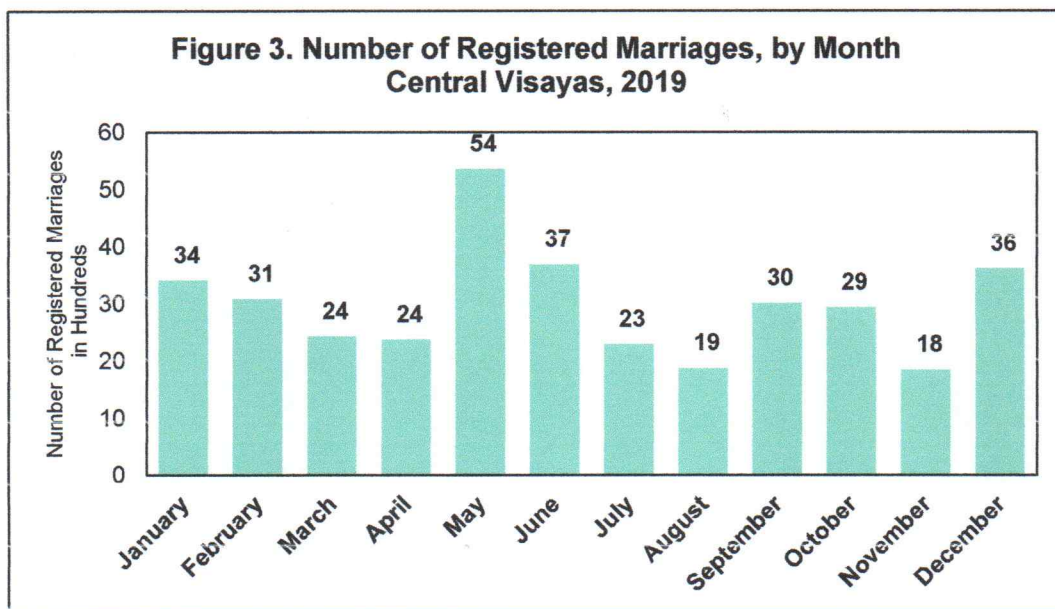


Source: Philippine Statistics Authority, Civil Registration Service, Vital Statistics Division

SPECIAL RELEASE

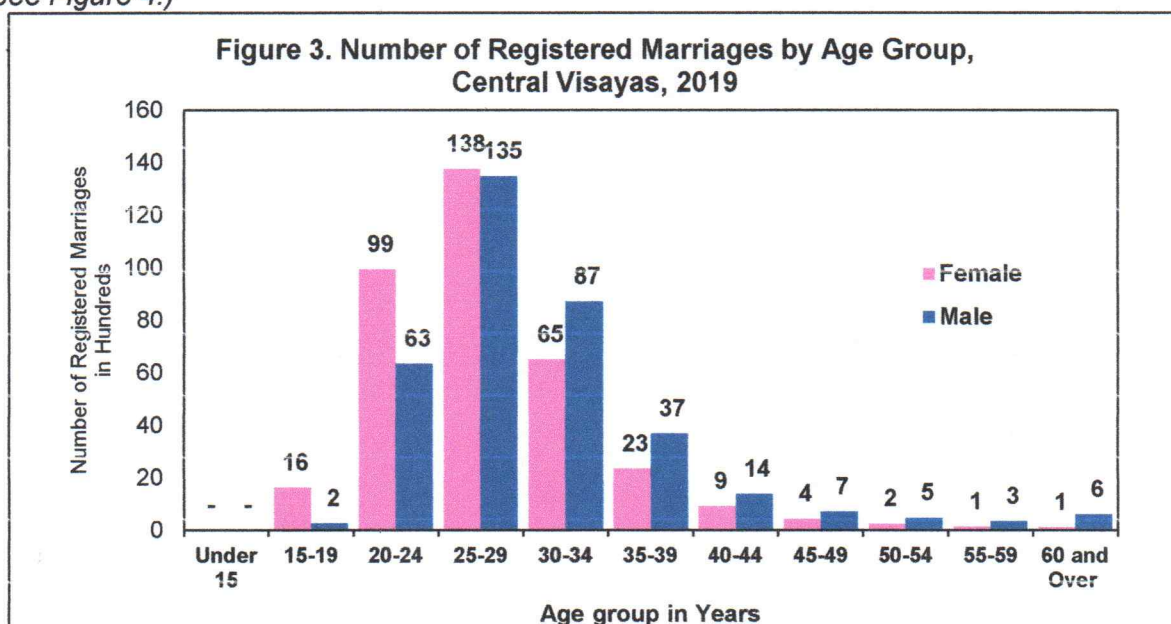
May had the highest number of registered marriages occurred

In Central Visayas the highest number of registered marriages was recorded in the month of May for the year 2019 with 5,357 marriages which accounted to 15% of the total marriages of the year. The lowest number of marriages was recorded in the month of November with 1, 846 which accounted to only 5%. (See Figure 3.)



Most men and women are married between ages 25-29 years old

Most men and women got married within the age group 25- 29 years old which comprises 37.5% and 38.3% respectively of the number of registered marriages Central Visayas 2019. (See Figure 4.)

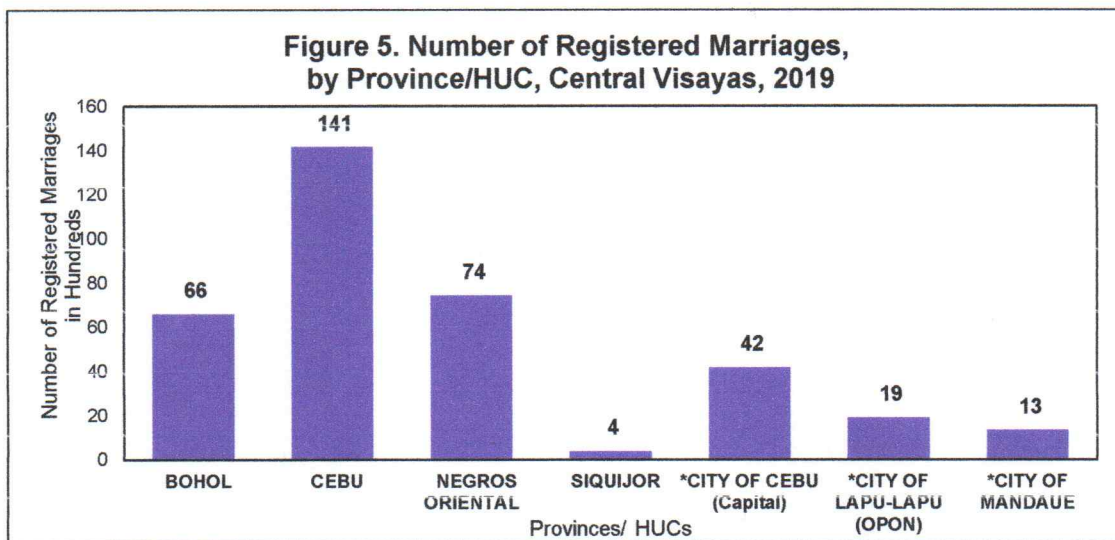


Source: Philippine Statistics Authority, Civil Registration Service, Vital Statistics Division

SPECIAL RELEASE

Cebu province had the highest number of marriages in 2019

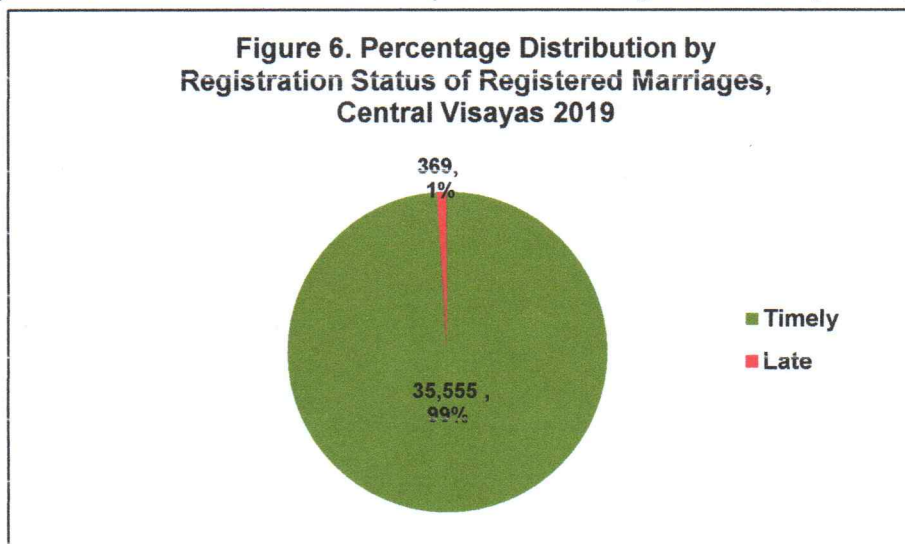
Among the provinces in Region 7, the province of Cebu had the highest number of registered marriages for the year 2019 which comprises to 39.38%. This was followed by provinces of Negros Oriental, Bohoi and Siquijor with 20.65%, 18.35% and 1.04% respectively. Of the three highly urbanized cities in Central Visayas, Cebu City had the highest number of registered marriages with 4,169 or 11.61%. This was followed by Lapu-Lapu City with 1,899 or 5.29% and Mandaue City with 1,324 or 3.69% from the total number of marriages in Central Visayas in the year 2019. (See Figure 5.)



Cebu excluding Highly Urbanized Cities
*Highly Urbanized Cities

Ninety-nine percent of the number of marriages in CV are timely registered

Ninety-nine percent or 35,555 number of marriages registered marriages in Central Visayas are registered on time while 369 or one percent were registered late. (See Figure 6.)



Source: Philippine Statistics Authority, Civil Registration Service, Vital Statistics Division

SPECIAL RELEASE

The Municipality of Minglanilla tops in the number of registered marriages among municipalities in Central Visayas with 1,746 number of marriages registered in 2019.

Table 1 below shows the top 10 municipalities with highest number of Registered Marriages occurred.

Table 1. Top 10 Municipalities with Highest Number of Registered Marriages in CV, 2019

No.	Municipality	Number of Registered Marriages
1	Minglanilla	1, 746
2	Mabinay	533
3	Liloan	520
4	Consolacion	512
5	Santa Catalina	444
6	Cordova	438
7	Balamban	436
8	Bantayan	429
9	Siaton	345
10	Barili	340

Table 2. Number of Marriages by Age Group of Female Central Visayas, By Province/ HUCs, Central Visayas : 2019

Place of Occurrence	Total	Age Group of Female											Not Stated
		Under 15	15-19	20-24	25-29	30-34	35-39	40-44	45-49	50-54	55-59	60 and Over	
PHILIPPINES REGION VII (CENTRAL VISAYAS)	431,972	45	23,883	122,604	156,332	75,192	28,759	11,673	5,934	3,502	2,039	2,008	1
BOHOL	35,924	-	1,613	9,915	13,756	6,501	2,329	900	425	243	124	118	-
CEBU	6,593	-	302	1,951	2,483	1,173	405	134	71	31	19	24	-
NEGROS ORIENTAL	14,148	-	431	3,959	5,421	2,600	938	391	178	120	53	57	-
SIQUIJOR	7,417	-	815	2,543	2,432	987	347	139	81	32	24	17	-
*CITY OF CEBU (Capital)	374	-	11	93	142	78	28	9	6	4	2	1	-
*CITY OF LAPU-LAPU (OPON)	4,169	-	29	693	1,953	948	320	121	51	30	12	12	-
*CITY OF MANDAUE	1,899	-	20	416	802	399	148	60	25	13	10	6	-
	1,324	-	5	260	523	316	143	46	13	13	4	1	-

Cebu excluding Highly Urbanized Cities
*Highly Urbanized Cities

Source: Philippine Statistics Authority, Civil Registration Service, Vital Statistics Division

SPECIAL RELEASE

Table 3. Number of Marriages by Age Group of Male Central Visayas, By Province/ HUCs, Central Visayas : 2019

Place of Occurrence	Total	Age Group of Male											
		Under 15	15-19	20-24	25-29	30-34	35-39	40-44	45-49	50-54	55-59	60 and Over	Not Stated
PHILIPPINES REGION VII (CENTRAL VISAYAS)	431,972	2	5,477	82,143	157,599	100,022	42,940	18,481	9,112	5,640	4,106	6,449	1
BOHOL	35,924	-	248	6,334	13,474	8,705	3,674	1,379	705	468	330	607	-
CEBU NEGROS ORIENTAL	6,593	-	50	1,232	2,581	1,588	604	231	103	60	51	93	-
SIQUIJOR	14,148	-	64	2,385	5,303	3,401	1,488	577	294	210	152	274	-
*CITY OF CEBU	7,417	-	125	1,863	2,675	1,549	613	223	129	84	50	106	-
*CITY OF LAPU-LAPU	374	-	-	40	132	103	55	18	11	3	5	7	-
*CITY OF MANDAUE	4,169	-	3	422	1,615	1,215	492	164	95	52	44	67	-
	1,899	-	5	255	699	478	227	94	43	35	17	46	-
	1,324	-	1	137	469	371	195	72	30	24	11	14	-

Cebu excluding Highly Urbanized Cities
**Highly Urbanized Cities*

Table 4. Number of Registered Marriages by Month of Occurrence, by Region, Central Visayas 2019

Place of Occurrence	Total	Month of Occurrence											
		January	February	March	April	May	June	July	August	September	October	November	December
PHILIPPINES REGION VII (CENTRAL VISAYAS)	431,972	38,306	49,506	37,159	44,319	48,157	36,651	25,390	21,830	27,554	29,846	21,424	51,830
BOHOL	35,924	3,415	3,087	2,428	2,377	5,357	3,688	2,288	1,874	3,011	2,933	1,846	3,620
CEBU NEGROS ORIENTAL	6,593	681	369	387	498	1,375	665	354	377	461	546	371	509
SIQUIJOR	14,148	1,310	1,188	1,011	814	2,052	1,572	964	646	1,279	1,094	691	1,527
*CITY OF CEBU	7,417	779	857	596	602	1,057	654	448	312	587	460	350	715
*CITY OF LAPU-LAPU	374	26	13	13	31	64	27	13	19	45	27	28	68
*CITY OF MANDAUE	4,169	365	279	231	240	454	456	311	272	381	464	235	481
	1,899	174	108	118	116	196	193	123	179	140	244	113	195
	1,324	80	273	72	76	159	121	75	69	118	98	58	125

Cebu excluding Highly Urbanized Cities
**Highly Urbanized Cities*

Source: Philippine Statistics Authority, Civil Registration Service, Vital Statistics Division



SPECIAL RELEASE


Technical Notes:

Vital statistics » are derived from information obtained at the time when the occurrences of vital events and their characteristics are inscribed in a civil register. Vital acts and events are the births, deaths, fetal deaths, marriages, and all such events that have something to do with an individual's entrance and departure from life together with the changes in civil status that may occur to a person during his lifetime.


Marriage » is a special contract of permanent union between a man and a woman entered into in accordance with law for the establishment of conjugal and family life.

Place of Occurrence » refers to the place where the vital event took place.

Prepared by:


RYKE T. HERMOSO
Administrative Aide VI

Reviewed by:


HERA B. SUAREZ
Registration Officer IV


EDWINA M. CARRIAGA
Chief Administrative Officer

Approved by:


ARIEL E. FLORENDO
Regional Director

Source: Philippine Statistics Authority, Civil Registration Service, Vital Statistics Division

