

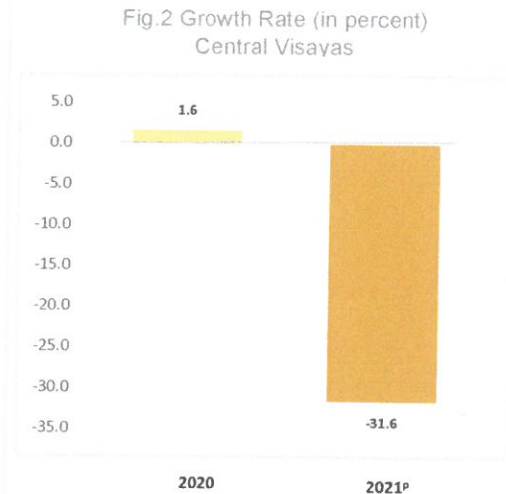
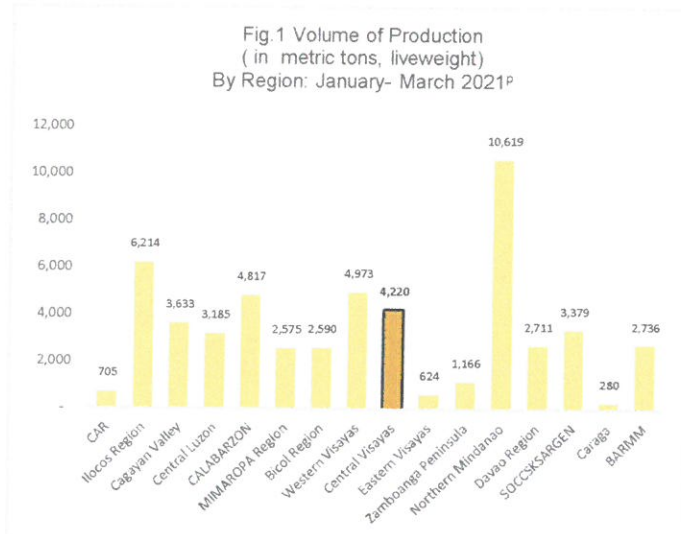


SPECIAL RELEASE

Cattle Situation Report in Central Visayas January- March 2021 Preliminary Result

Date of Release: 30 June 2021
Reference No.: 2021-SR07-014

The total cattle production of Central Visayas from January to March 2021 was estimated at 4.22 thousand metric tons, liveweight. This was -31.6 percent lower than the previous year's same quarter production of 6.17 thousand metric tons. (Fig. 1 & Fig. 2 and Table 1)

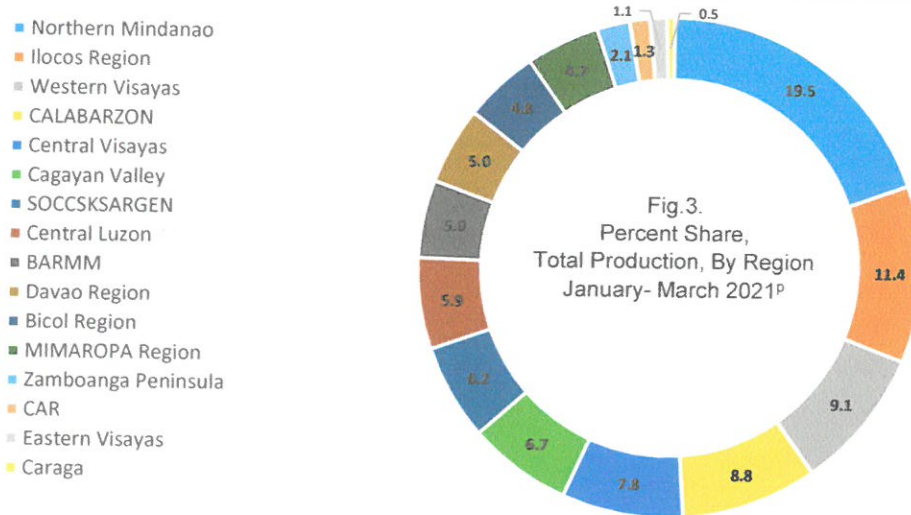


Source: Philippine Statistics Authority
^P- Preliminary

Among all regions, Northern Mindanao reported the highest cattle production at 10.62 thousand metric tons, liveweight followed by Ilocos Region and Western Visayas Region with 6.21 and 4.97 thousand metric tons, liveweight, respectively. Meanwhile, Central Visayas ranked the 5th producer of cattle during the quarter. On the other hand, Caraga Region accounted with the lowest production of 0.28 thousand metric tons, liveweight. (Figure 1 and Table 1)



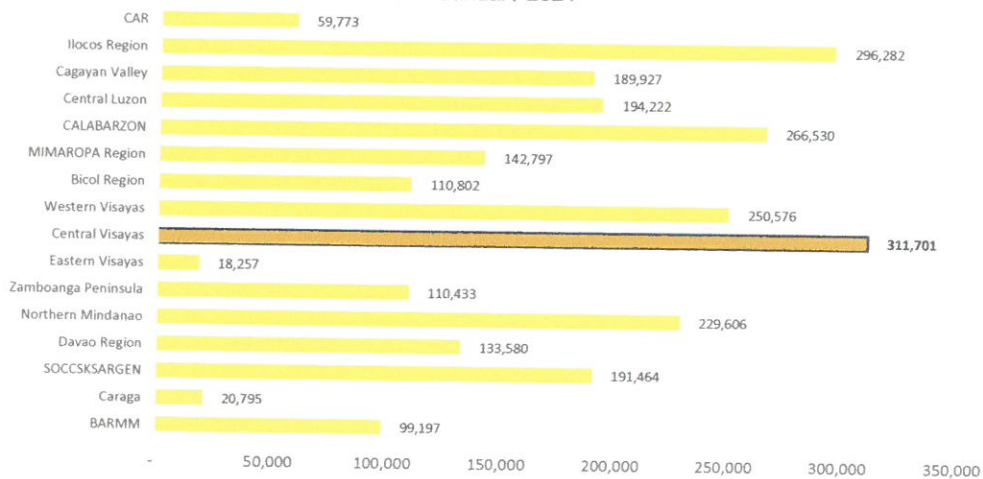
SPECIAL RELEASE



Source: Philippine Statistics Authority
^P- preliminary

In terms of production, the region's percent share was 7.8 percent to the country's total cattle production. Meanwhile, Caraga Region shared the lowest with 0.5 percent. (Fig 2 and Table 1)

Fig. 4. Distribution of Cattle Inventory, By Region As of 01 January 2021^r



Source: Philippine Statistics Authority
^r- revised



Republic of the Philippines

Philippine Statistics Authority

Regional VII – Central Visayas

SPECIAL RELEASE


In terms of inventory, Central Visayas recorded the highest cattle population with 311,701 heads. This was followed by Ilocos Region with 296,282 heads and CALABARZON with 266,530 heads. These three regions accounted for 33.4 percent of the country's total cattle population. *(Figure 3 and Table 2)*

Prepared by:


CAYLORD D. NIALA
Statistical Specialist II

Approved by:


ARIEL E. FLORENDO
Regional Director





2nd Floor Gaisano Capital South Bldg., Colon St., Cebu City, Cebu
Telefax: (032) 412-6794, Telephone: (032) 256-0592
Website: rso07.psa.gov.ph, email: psa07.rso@gmail.com



SPECIAL RELEASE

STATISTICAL TABLES

**Table 1. Volume of Cattle Production by Region,
 January- March 2021^P**

Region	Production (in metric tons, liveweight)			Growth Rate		Percent Share to 2021 ^P	Rank
	2019	2020	2021 ^P	19-20	20-21 ^P		
Philippines	61,305	60,619	54,426	-1.1	-10.2	100.0	
CAR	1,133	1,020	705	-10.0	-30.9	1.3	14
Ilocos Region	6,990	7,177	6,214	2.7	-13.4	11.4	2
Cagayan Valley	3,801	3,805	3,633	0.1	-4.5	6.7	6
Central Luzon	4,265	4,288	3,185	0.5	-25.7	5.9	8
CALABARZON	4,775	4,576	4,817	-4.2	5.3	8.8	4
MIMAROPA Region	2,440	2,373	2,575	-2.7	8.5	4.7	12
Bicol Region	4,364	4,336	2,590	-0.6	-40.3	4.8	11
Western Visayas	5,610	5,634	4,973	0.4	-11.7	9.1	3
Central Visayas	6,074	6,171	4,220	1.6	-31.6	7.8	5
Eastern Visayas	471	438	624	-7.0	42.4	1.1	15
Zamboanga Peninsula	2,714	2,690	1,166	-0.9	-56.6	2.1	13
Northern Mindanao	10,027	9,603	10,619	-4.2	10.6	19.5	1
Davao Region	2,820	2,904	2,711	3.0	-6.6	5.0	10
SOCCSKSARGEN	3,516	3,350	3,379	-4.7	0.8	6.2	7
Caraga	325	304	280	-6.5	-8.0	0.5	16
BARMM	1,980	1,949	2,736	-1.6	40.4	5.0	9

^P-Preliminary

Note: Details may not add up to total due to rounding. Growth rates and percent share may yield different results when computed manually due to rounding.

Source: Philippine Statistics Authority





Republic of the Philippines

Philippine Statistics Authority

Regional VII – Central Visayas

SPECIAL RELEASE

**Table 2. Cattle Inventory by Region, Philippines
As of 01 January 2019-2021^r**

Region	Inventory (in number of heads)			Growth Rate		Percent Share to 2021 ^r
	2019	2020	2021 ^r	19-20	20-21 ^r	
Philippines	2,535,414	2,541,959	2,625,942	0.3	3.3	100.0
CAR	55,528	55,024	59,773	-0.9	8.6	2.3
Ilocos Region	302,494	311,106	296,282	2.9	4.8	11.3
Cagayan Valley	186,511	187,163	189,927	0.4	1.5	7.2
Central Luzon	203,535	199,187	194,222	-2.1	-2.5	7.4
CALABARZON	269,677	268,354	266,530	-0.5	-0.7	10.2
MIMAROPA Region	77,151	67,541	142,797	-12.5	111.4	5.4
Bicol Region	114,996	112,581	110,802	-2.1	-1.6	4.2
Western Visayas	243,979	246,650	250,576	1.1	1.6	9.5
Central Visayas	281,343	287,262	311,701	2.1	8.5	11.9
Eastern Visayas	21,045	19,449	18,257	-7.6	-6.1	0.7
Zamboanga Peninsula	110,584	111,254	110,433	0.6	-0.7	4.2
Northern Mindanao	227,746	231,687	229,606	1.7	-0.9	8.7
Davao Region	138,851	134,010	133,580	-3.5	-0.3	5.1
SOCCSKSARGEN	197,911	194,065	191,464	-1.9	-1.3	7.3
Caraga	19,018	20,702	20,795	8.9	0.5	0.8
BARMM	85,045	95,924	99,197	12.8	3.4	3.8

r -Revised

Note: Details may not add up to total due to rounding. Growth rates and percent share may yield different results when computed manually due to rounding.

Source: Philippine Statistics Authority



2nd Floor Gaisano Capital South Bldg., Colon St., Cebu City, Cebu
 Telefax: (032) 412-6794, Telephone: (032) 256-0592
 Website: [rso07.psa.gov.ph](https://psa.gov.ph), email: psa07.rso@gmail.com



SPECIAL RELEASE

TECHNICAL NOTES

This Cattle Situation Report presents the cattle industry in terms of volume of production and inventory by farm type. The report is prepared to serve as a ready reference for PSA's various clients and stakeholders in the agriculture sector. It is released quarterly; that is, every February, May, August, and November.

Concepts and Definitions

Volume of production refers to the volume of locally-raised cattle disposed for slaughter including those which were shipped out to other regions/provinces for slaughter. This is expressed in metric tons, liveweight.

Inventory refers to the actual number of cattle present in the farm as of a specific reference date. For this report, the inventory of cattle is as of 01 January 2021 since the surveys for this commodity are conducted semi-annually, i.e., January and July

