



# SPECIAL RELEASE

## Chicken Egg Situation Report in Central Visayas January- March 2021 Preliminary Result

Date of Release: 05 July 2021  
 Reference No.: 2021-SR07-016

The total chicken egg production of Central Visayas from January to March 2021 was estimated at 15.40 thousand metric tons. This was 14.4 percent higher than the previous year's same quarter production of 13.46 thousand metric tons. (Fig. 1 & Fig. 2 and Table 1)

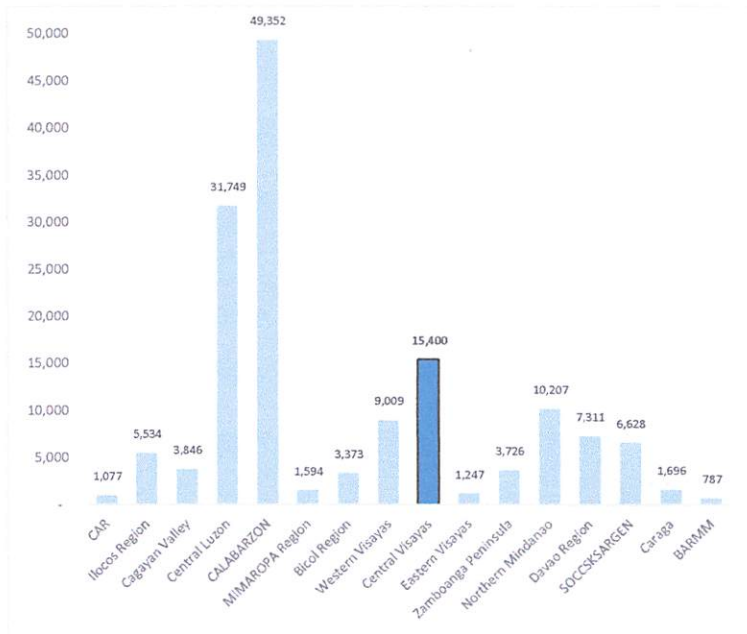
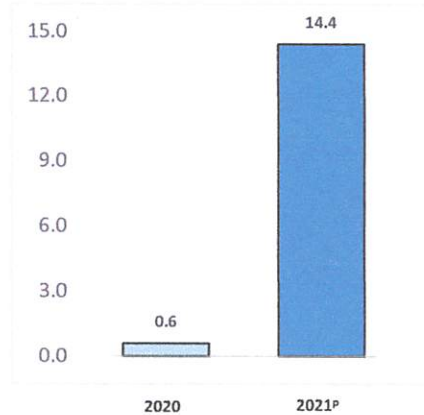


Fig.2 Growth Rate (in percent)  
 Central Visayas



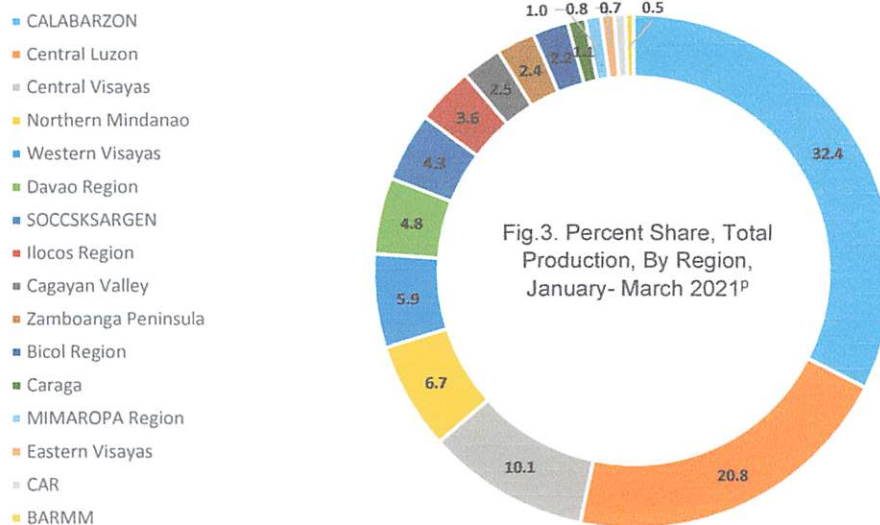
Source: Philippine Statistics Authority  
 P- Preliminary

Among the regions, CALABARZON was the top producer of chicken egg during the quarter with a production of 49.35 thousand metric tons. This was followed by Central Luzon with 31.75 thousand metric tons and Central Visayas with 15.40 thousand metric tons. These three regions accounted for 63.3 percent of the country's total chicken egg production. (Figure 1 and Table 1)



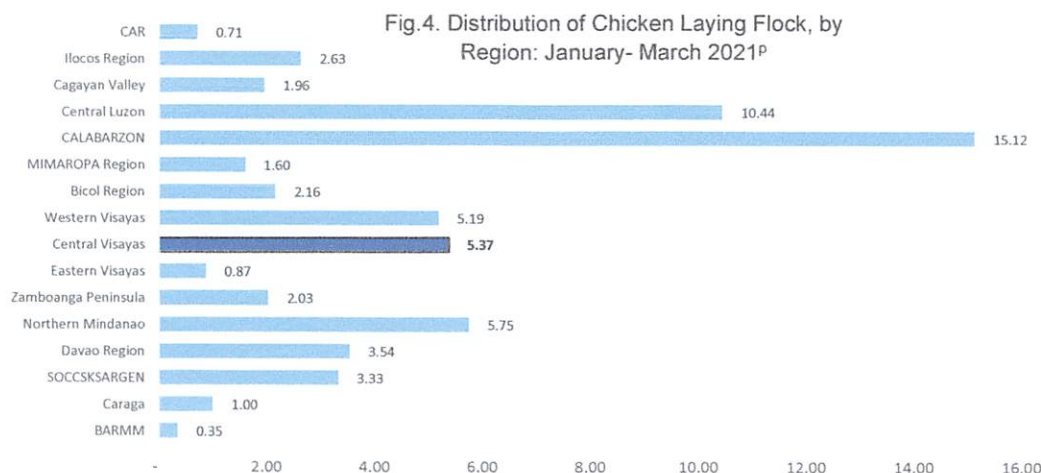
# SPECIAL RELEASE

growth of 14.4 percent, from 13.46 thousand metric tons in the first quarter of 2020 to 15.40 thousand metric tons this quarter. (Figure 2 and Table 1)



Source: Philippine Statistics Authority  
<sup>P</sup> - preliminary

In terms of total production, Central Visayas posted a 10.1 percent share to the total country's production. This ranked the region as 3<sup>rd</sup> top producer of Chicken egg. (Figure 3 and Table 2)



Source: Philippine Statistics Authority  
<sup>P</sup> - preliminary



Republic of the Philippines  
**Philippine Statistics Authority**  
Regional VII – Central Visayas

## SPECIAL RELEASE

Chicken laying flock inventory for Central Visayas as of 01 April 2021 was estimated at 5.37 million birds. This indicates an increase of 10.8 percent from its level of 4.85 million birds in the same period of the previous year. *(Figure 4 and Table 2)*

Prepared by:

  
**CAYYLORD D. NIALA**  
Statistical Specialist II

Approved by:

  
**ARIEL E. FLORENDO**  
Regional Director

  
CAYYLORD D. NIALA



2<sup>nd</sup> Floor Gaisano Capital South Bldg., Colon St., Cebu City, Cebu  
Telefax: (032) 412-6794, Telephone: (032) 256-0592  
Website: [rso07.psa.gov.ph](https://psa.gov.ph), email: [psa07.rso@gmail.com](mailto:psa07.rso@gmail.com)





# SPECIAL RELEASE

## STATISTICAL TABLES

**Table 1. Volume of Chicken Egg Production by Region, January- March 2021<sup>P</sup>**

Region	Production (in metric tons)			Growth Rate		Percent Share to 2021 <sup>P</sup>	Rank
	2019	2020	2021 <sup>P</sup>	19-20	20-21 <sup>P</sup>		
<b>Philippines</b>	<b>142,011</b>	<b>148,171</b>	<b>152,547</b>	<b>4.3</b>	<b>3.0</b>	<b>100.0</b>	
NCR	-	-	11			a/	
CAR	811	976	1,077	20.4	10.3	0.7	15
Ilocos Region	5,089	5,251	5,534	3.2	5.4	3.6	8
Cagayan Valley	3,763	3,669	3,846	-2.5	4.8	2.5	9
Central Luzon	28,090	30,055	31,749	7.0	5.6	20.8	2
CALABARZON	43,857	45,038	49,352	2.7	9.6	32.4	1
MIMAROPA Region	1,577	1,868	1,594	18.4	-14.7	1.0	13
Bicol Region	3,523	3,756	3,373	6.6	-10.2	2.2	11
Western Visayas	8,573	9,056	9,009	5.6	-0.5	5.9	5
<b>Central Visayas</b>	<b>13,384</b>	<b>13,461</b>	<b>15,400</b>	<b>0.6</b>	<b>14.4</b>	<b>10.1</b>	<b>3</b>
Eastern Visayas	1,036	1,263	1,247	21.9	-1.3	0.8	14
Zamboanga Peninsula	3,669	4,261	3,726	16.1	-12.6	2.4	10
Northern Mindanao	11,486	591	10,207	3.3	-13.9	6.7	4
Davao Region	8,364	311	7,311	-5.4	-7.6	4.8	6
SOCCSKSARGEN	6,402	1,189	6,628	11.3	-7.0	4.3	7
Caraga	1,685	1,828	1,696	8.5	-7.2	1.1	12
BARMM	702	796	787	13.4	-1.1	0.5	16

*p - Preliminary*

*a/ - less than 0.1 percent but not zero*

*(-) - No production during the reference quarter Note: Details may not add up to total due to rounding. Growth rates and percent share may yield different results when computed manually due to rounding.*

*Source: Philippine Statistics Authority*





## SPECIAL RELEASE

**Table 2. Chicken Laying Flock Inventory by Region, Philippines  
 As of 01 April 2019-2021<sup>P</sup>**

Region	Inventory (in number of heads)			Growth Rate		Percent Share to 2021 <sup>P</sup>
	2019	2020	2021 <sup>P</sup>	19-20 <sup>r</sup>	20-21 <sup>P</sup>	
<b>Philippines</b>	<b>55.41</b>	<b>57.42</b>	<b>62.05</b>	<b>3.6</b>	<b>8.1</b>	<b>100.0</b>
NCR	-	-	b/	-	-	a/
CAR	0.59	0.59	0.71	-0.1	19.6	1.1
Ilocos Region	2.50	2.57	2.63	2.9	2.3	4.2
Cagayan Valley	2.07	1.92	1.96	-7.2	1.9	3.2
Central Luzon	9.24	9.66	10.44	4.5	8.0	16.8
CALABARZON	11.94	12.88	15.12	7.9	17.5	24.4
MIMAROPA Region	1.70	1.57	1.60	-7.8	2.1	2.6
Bicol Region	2.05	2.05	2.16	0.1	5.2	3.5
Western Visayas	4.88	5.06	5.19	3.7	2.7	8.4
<b>Central Visayas</b>	<b>4.57</b>	<b>4.85</b>	<b>5.37</b>	<b>6.2</b>	<b>10.8</b>	<b>8.7</b>
Eastern Visayas	0.82	0.78	0.87	-5.1	11.5	1.4
Zamboanga Peninsula	1.72	2.03	2.03	17.8	-0.1	3.3
Northern Mindanao	5.53	5.80	5.75	4.9	-0.9	9.3
Davao Region	3.43	3.23	3.54	-6.0	9.7	5.7
SOCCSKSARGEN	2.89	2.96	3.33	2.4	12.3	5.4
Caraga	0.98	0.96	1.00	-1.7	4.0	1.6
BARMM	0.50	0.51	0.35	2.6	-32.1	0.6

<sup>r</sup>-Revised <sup>p</sup>-Preliminary

a/ -less than 0.1 percent but not zero

b/ -less than 0.01 million birds

(-) -No inventory as of the reference date

Note: Details may not add up to total due to rounding. Growth rates and percent share may yield different results when computed manually due to rounding.

Source: Philippine Statistics Authority





Republic of the Philippines

**Philippine Statistics Authority**

Regional VII – Central Visayas

# SPECIAL RELEASE

## TECHNICAL NOTES

This Chicken Egg Situation Report presents the chicken egg industry in terms of volume of production and inventory of laying flock. The report is prepared to serve as a ready reference for PSA's various clients and stakeholders in the agriculture sector. It is released quarterly; that is, every February, May, August, and November.

### Concepts and Definitions

**Volume of production** refers to the volume of chicken egg disposed from locally-raised chicken including those table eggs which were shipped out to other regions/provinces.

**Inventory** refers to the actual number of chicken laying flock and native/improved adult female present in the farm as of a specific reference date.



2<sup>nd</sup> Floor Gaisano Capital South Bldg., Colon St., Cebu City, Cebu  
Telefax: (032) 412-6794, Telephone: (032) 256-0592  
Website: [rso07.psa.gov.ph](https://psa.gov.ph), email: [psa07.rso@gmail.com](mailto:psa07.rso@gmail.com)