



Date of Release: **11 February 2021**

Reference Number: **2021-SR61-002**

SPECIAL RELEASE

LIVESTOCK and POULTRY Situation Report 1st Semester 2020

Livestock and poultry inventory in the Province of Siquijor posted positive growths in 1st Semester of 2020. Inventory in the livestock sector went up by 6.50 percent while inventory in the poultry sector grew by 8.70 percent in 2020.

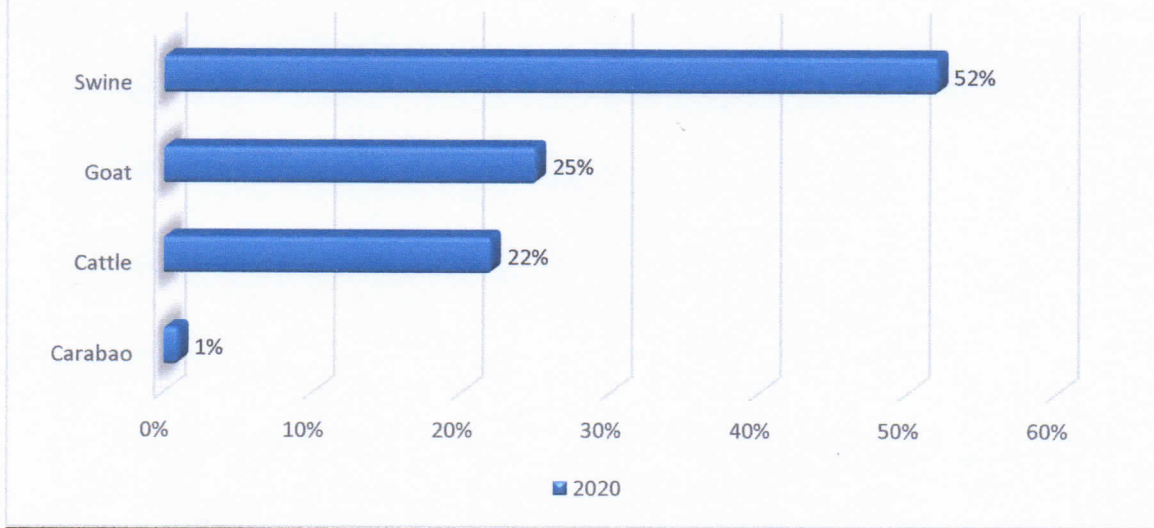
Among the livestock and poultry products that recorded a significant increase in heads were native chickens, swine, goat, cattle, and carabao. Native chicken, as major contributor of poultry inventory, had increased by 9.42 percent. Likewise, swine, with the biggest share in livestock inventory, recorded 7.56 percent increase in 2020.

Table 1. Livestock and Poultry Inventory by Animal Type in Siquijor, 1st Semester 2019-2020

LIVESTOCK/POULTRY	INVENTORY		PERCENT CHANGE
	as of July 1, 2019	as of July 1, 2020	2020/2019
LIVESTOCK	94,882	101,015	6.50
Carabao	1,068	1,115	4.40
Cattle	20,517	21,912	6.80
Goat	24,245	25,230	4.06
Swine	49,052	52,758	7.56
POULTRY	586,395	637,173	8.70
Chicken	583,881	635,717	8.88
Broiler	-	-	-
Layer	13,011	11,048	-15.09
Native	570,870	624,669	9.42
Duck	2,514	1,456	-42.08
TOTAL	681,277	738,188	8.35

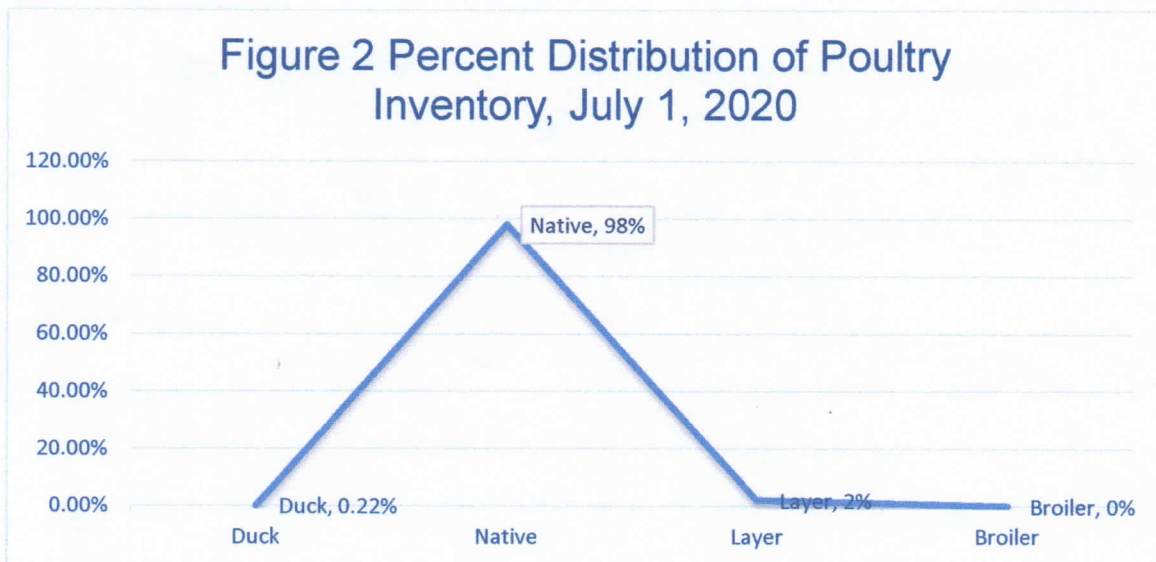
Source: Philippine Statistics Authority, Livestock and Poultry Survey

Figure 1 Percent Distribution of Livestock Inventory, July 1, 2020



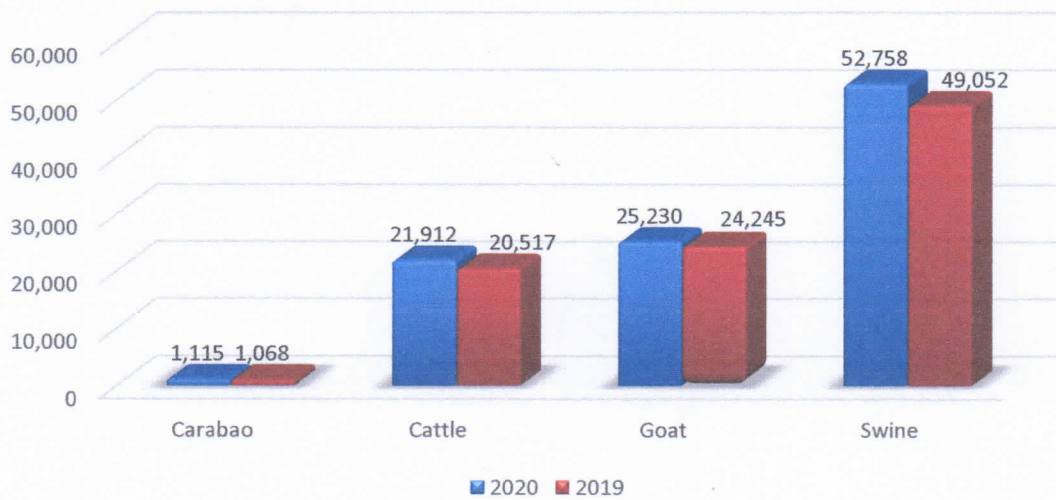
Swine recorded the largest share accounting for 52 percent in livestock inventory, followed by goat, cattle, carabao having a share of 25 percent, 22 percent, 1 percent, respectively.

Figure 2 Percent Distribution of Poultry Inventory, July 1, 2020



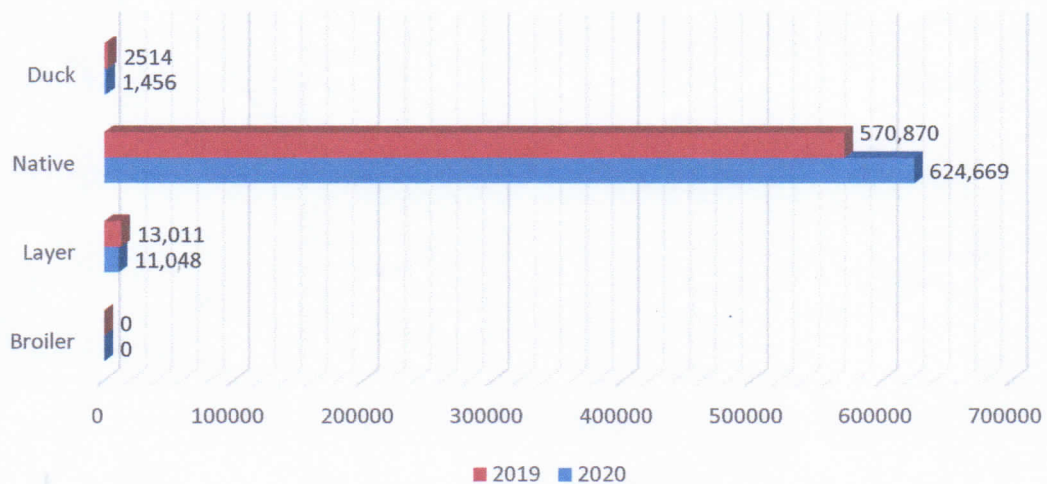
Native chicken had the largest share in the poultry inventory contributing 98 percent while layer, duck and broiler shared only 2 percent, 0.22 percent and 0.00 percent, respectively.

Inventory of Livestock (in heads) as of July 2019 and 2020



Swine in backyard farms topped the inventory in all types of livestock with 52,758 heads in July 1, 2020 while carabao has the lowest inventory of 1,115 heads.

Inventory of Poultry (in heads) as of July 2019 and 2020



Chicken native in backyard farms has increased this year which is 624,669 heads compared to last year's inventory of 570,870 heads.

TECHNICAL NOTES


The Livestock and Poultry Situation Report presents the performance situation in terms of inventory of livestock and poultry. Data for this special release were collected by the Philippine Statistics Authority (PSA) through the two (2) surveys namely: 1) The Backyard Livestock and Poultry Survey (BLPS) which is conducted quarterly which covers one (1) replicate samples of the Palay and Corn Production Survey (PCPS), and 2) The Commercial Livestock and Poultry Survey (CLPS) also conducted quarterly which covers nine (9) layer farms and fourteen (14) swine farms as of July 1, 2020 (complete enumeration).

Another survey that supplements the data requirements of the Livestock and Poultry sector is the Compilation of Data from Slaughterhouses and Poultry Dressing Farms (CDSPDP). This is done monthly and utilizes administrative data from Locally Registered Meat Establishments (LRMEs) in the province in coordination with the Provincial Veterinary Office (PVO) and Meat Inspectors (MIs).


Definition of Terms

- **Production** – refers to the volume of indigenous (locally-raised) animals disposed for slaughter which includes animals exported or shipped-out for slaughter (in “head” and in “live weight equivalent”)
- **Livestock** – farm animals kept or raised for consumption, work or leisure. In general, poultry is separated as a distinct group of farm animals. For purposes of census and surveys, livestock covers only those that are tended and raised by an operator.
- **Poultry** – a collective term for all domesticated avian for the purpose of food consumption, or the carcass of such avian dressed/processed for human consumption.
- **Animal Inventory** – (also Animal Population) – the number of domesticated animals in the head present in the farm at specific reference date.

Prepared by:


JILL BERNADETTE C. ABING
Statistical Specialist II

Approved for Release:


AURELIA M. CANDIA
Chief Statistical Specialist


JCM/RTG

3rd Floor Siquijor Business and Convention Center, Poblacion, Siquijor 6225

• Telephone: (035) 344-2002 •

www.psa.gov.ph • email psa07.siquijor@gmail.com