



Date of Release: 26 April 2021
Reference Number: 2021-SR61-009

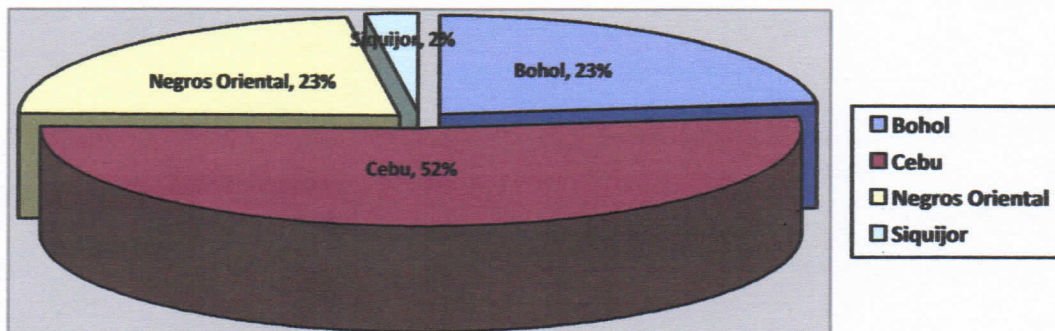
SPECIAL RELEASE

Deaths in Siquijor: January to September 2020

Death certificates records the passing away of an individual. For the period January to September 2020, Central Visayas recorded a total of 37,991 deaths.

Among the provinces, Cebu which has the largest population reported, is relatively has the highest number of deaths at 14,820 which is marked at 52%, followed by Bohol and Negros Oriental at 6,495 and 6,377, respectively, which are pegged at 23%. Meanwhile, Siquijor documented 613 deaths at 2% (Figure 1).

Figure 1. Deaths in Central Visayas, January to September 2020.



Siquijor's death toll reached 613 for the period of January to September 2020, of which the Municipality of Siquijor registered the highest number pegged at 169. The municipality of Lazi registered the second highest number at 125 deaths and followed by Municipality of Maria at 106 deaths while Municipalities of San Juan and

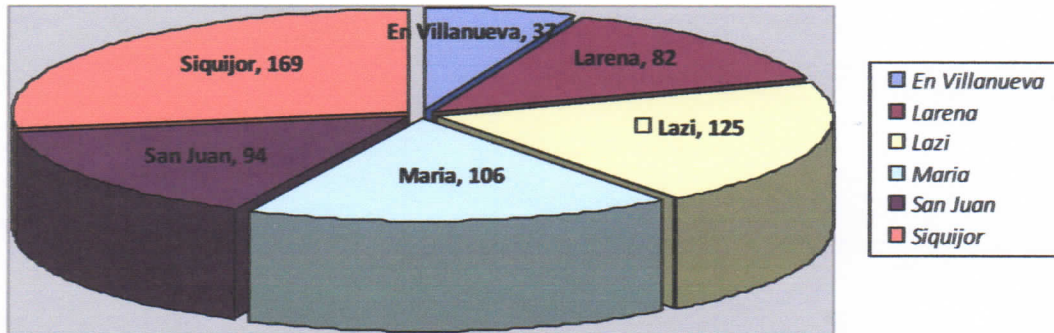


REPUBLIC OF THE PHILIPPINES
PHILIPPINE STATISTICS AUTHORITY
SIQUEIJOR

Larena documented 94 and 82 deaths, respectively. Meanwhile, Enrique Villanueva recorded the least number at 37 deaths.

Among the municipalities, Enrique Villanueva has relatively the least number of occurrences of deaths in the nine-month period as it is proportional to its population recorded (Figure 2).

Figure 2. Deaths in Siquijor by Municipality, January to September 2020

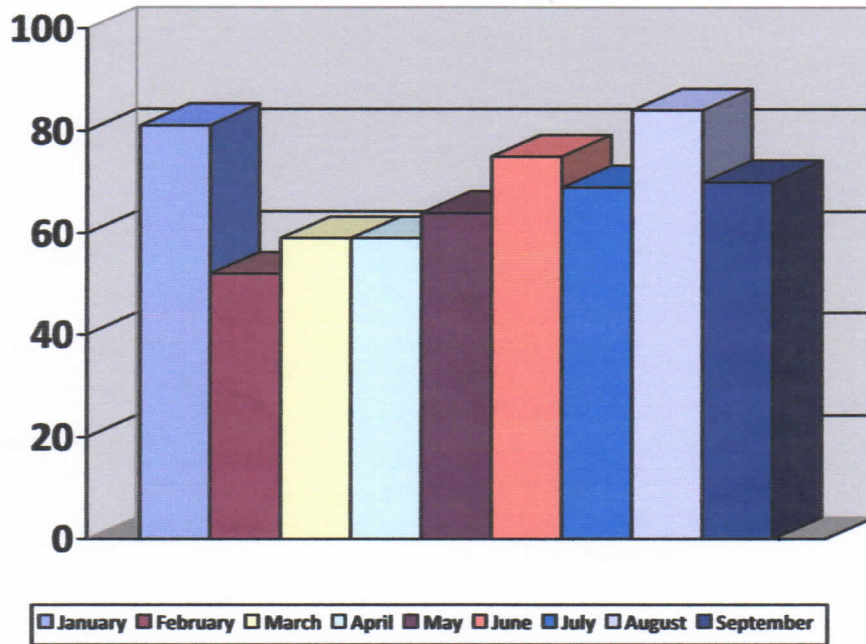


Of the total 613 deaths in this period, the month of August registered the highest number at 84 deaths followed by the month of January which registered 81 deaths. Month of June registered 75 deaths followed by the month of September at 70 deaths. Months of July and May at 69 and 64 deaths, respectively. While months of April and May both registered at 59 deaths. Meanwhile, the least number of deaths is pegged in the month of February at 52 deaths (Figure 3).



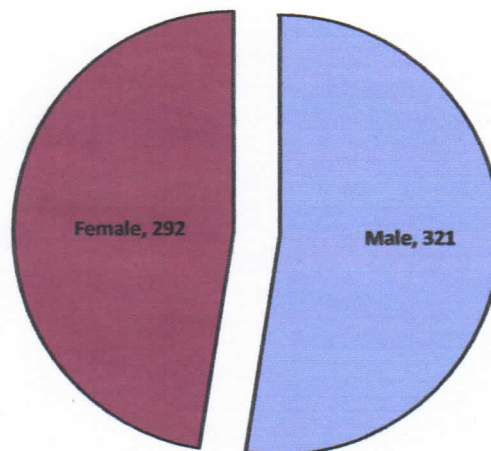
REPUBLIC OF THE PHILIPPINES
PHILIPPINE STATISTICS AUTHORITY
SIQUIJOR

Figure 3. Deaths in January to September 2020, Siquijor.



The 613 deaths are represented by 321 male deaths and 292 female deaths. It is also consistent that male number of deaths dominated for the rest of the months that there are more male deaths compared to female deaths (Figure 4).

Figure 4. Deaths in Siquijor, January to September 2020: Both Sexes





REPUBLIC OF THE PHILIPPINES
PHILIPPINE STATISTICS AUTHORITY
SIQUEIJOR

Siquijor is consistently has the least number of occurrences of deaths and is relatively proportional to its total population reported.

Note:

Figures are results of actual registration without any adjustment of under-registration. Civil Registration is a continuous process. Hence, there is a need to establish certain cut-off period. The data presented herein are events occurred from January to September 2020 and are preliminary results.

Prepared by:


RIZALYN TEODORA G. POSTRADO
Registration Officer II

Approved for Release:


AURELIA M. CANDA
Chief Statistical Specialist


JBCA/JCM/RTGP