



SPECIAL RELEASE

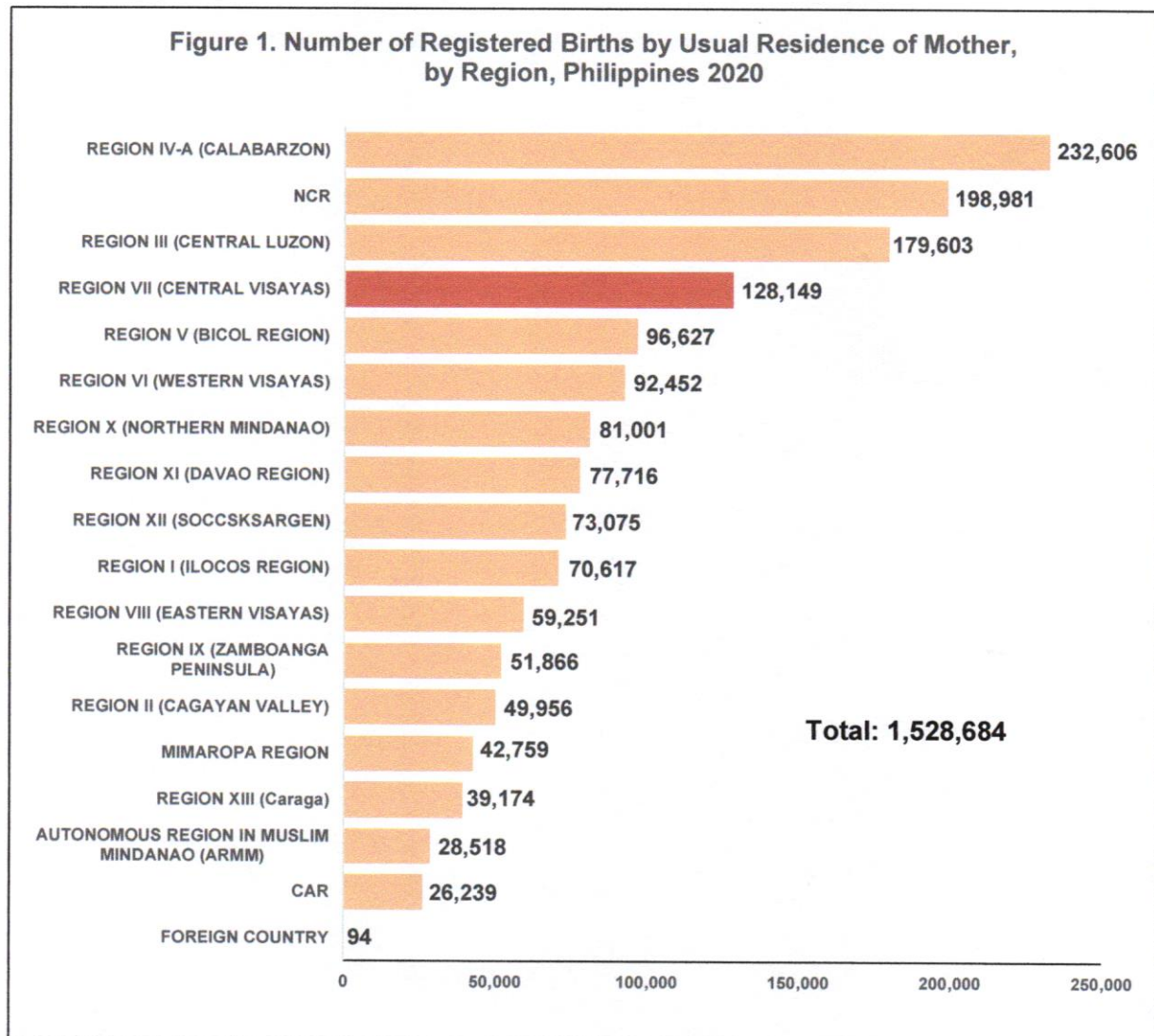
Birth Statistics in Central Visayas, Year 2020

Date of Release: **30 AUGUST 2022**

Reference No. **2022-SR07-026**

Central Visayas registered more than one hundred twenty thousand births

For the year 2020, registered births by usual residence of mother in Central Visayas reached to 128,149 which contributed to 8.4 percent to the total 1,528,684 registered births in the Philippines including births in the foreign country. The region ranked 4th in all regions with highest number of reported births in the country. (See Figure 1.)



Source: Philippine Statistics Authority, Civil Registration Service, Vital Statistics Division



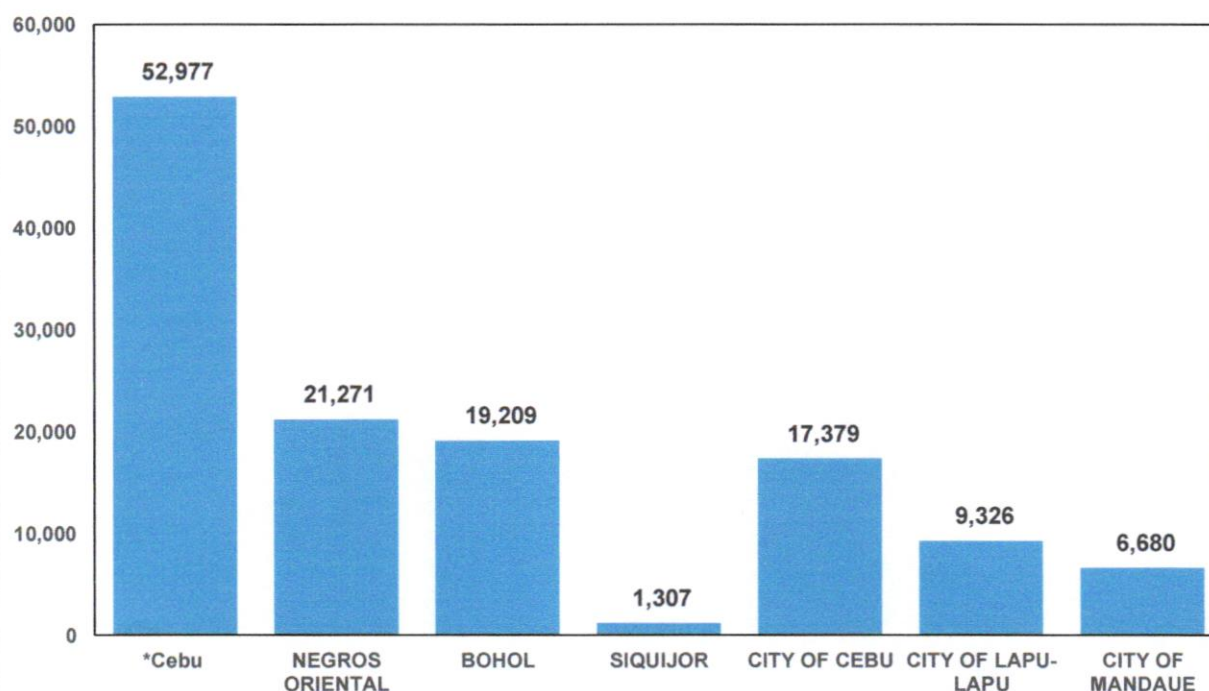


SPECIAL RELEASE

Cebu Province registered more than 86 thousand births

Across the four provinces of Central Visayas, Cebu Province had the highest number of registered births with 52,977 or 41.3 percent to the total registered births in Central Visayas. Furthermore, Negros Oriental with 21,271 registered births or 16.6 percent and Bohol with 19,209 registered births or 15.0 percent. Meanwhile, Siquijor had lowest number of registered births with only 1 percent or 1,307 registered births in the region. On the other hand, highly urbanized cities (HUCs), Cebu City reported 17,379 or 13.6 percent, this was followed by Lapu-Lapu City with 9,326 or 7.3 percent and Mandaue City with 6,680 or 5.2 percent to the regional share. Moreover, combined share of this cities was 26.10 percent of total registered births in the region. (See Figure 2.)

Figure 2. Number of Registered Births by Province/HUC, Central Visayas 2020



* Cebu excluding City of Cebu, City of Lapu-Lapu and City of Mandaue

Source: Philippine Statistics Authority, Civil Registration Service, Vital Statistics Division

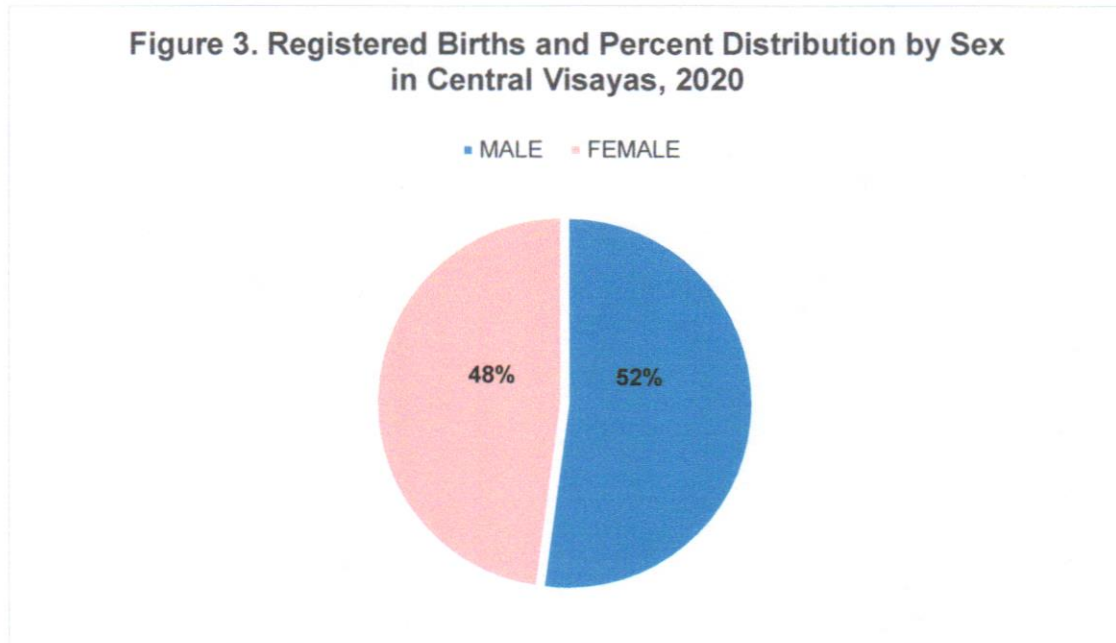




SPECIAL RELEASE

More male births than female births registered in Central Visayas

There are more registered male births with 66,834 or 52 percent than female births with 61,315 or 48 percent in the year 2020. (See Figure 3.)



Registered births by Sex in the provinces

Among the provinces in Central Visayas, Cebu Province had the highest number of both male and female registered births with 27,717 and 25,260 respectively. Meanwhile, Negros Oriental with 11,057 males and 10,214 females, Bohol reported 9,926 males and 9,283 females. Siquijor reported the lowest number of births with less than 700 hundred births both male and female. Moreover, highly urbanized cities Cebu City had the highest registered birth of both sexes with 9,146 males and 8,233 females, followed by Lapu-Lapu City with 4,826 males and 4,500 females and Mandaue City with 3,478 males and 3,202 females.

(See Figure 4.)

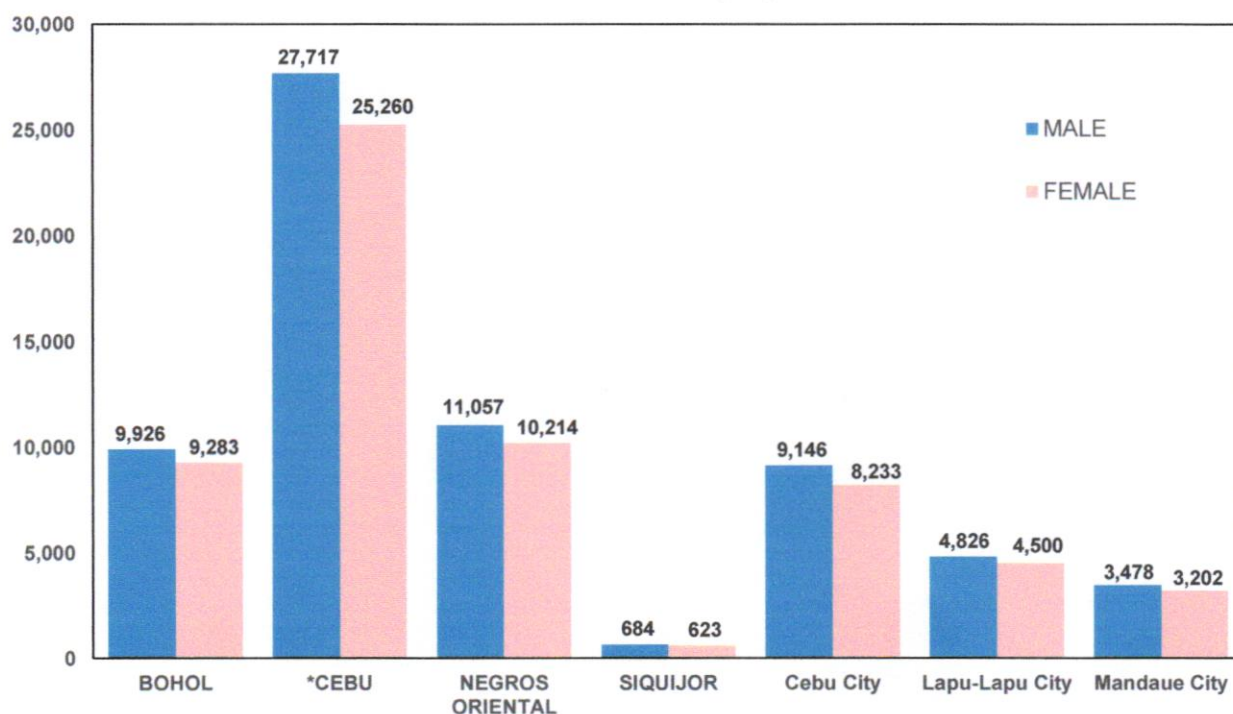
Source: Philippine Statistics Authority, Civil Registration Service, Vital Statistics Division





SPECIAL RELEASE

Figure 4. Number of Registered Births by Sex, by Province/HUC, Central Visayas, 2020



* Cebu excluding City of Cebu, City of Lapu-Lapu and City of Mandaue

October marked the highest number of registered births in 2020

Registered births reported its highest record in 2020 in the month of October with 12,274 births or 9.6 percent, followed by September with 12,121 births or 9.5 percent and November with 12,019 births or 9.4 percent. March obtained the lowest number of registered births of the same year with 8,688 registered births or 6.8 percent. Moreover, comparing the registered births per month in 2019 and 2020, only the month of January had an increase with 0.03 percent while February to December of 2020 had lower registered births compared to the same period in 2019. Meanwhile, March has the highest percent change with 17.1 percent decrease (See figure 5.)

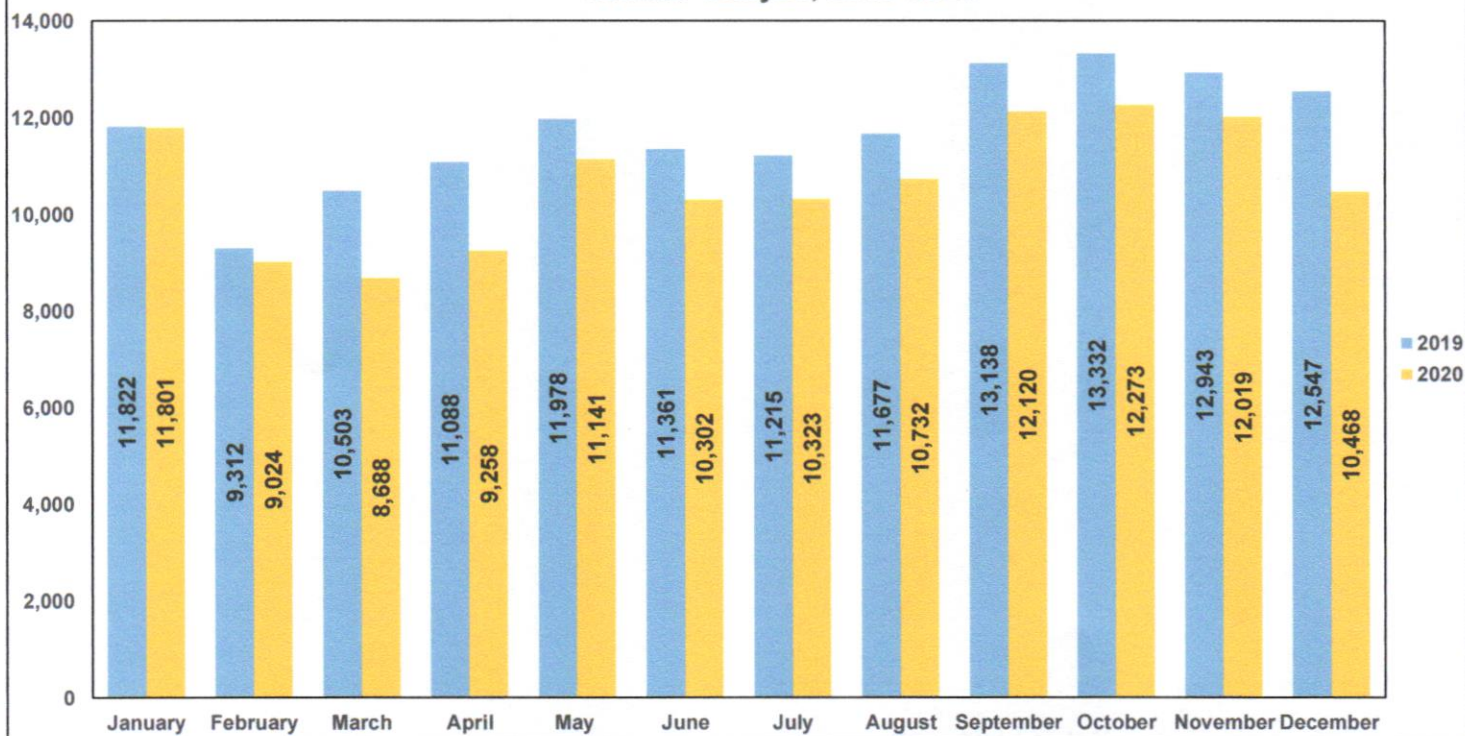
Source: Philippine Statistics Authority, Civil Registration Service, Vital Statistics Division





SPECIAL RELEASE

Figure 5. Number of Registered Births by Month, Central Visayas, 2019-2020



REGION/PROVINCE/ HUC	Table 1. Number of Live Births by Sex and by Usual Residence of Mother (Final Result)		
	Both Sexes	Male	Female
PHILIPPINES	1,528,684	796,543	732,141
REGION VII (CENTRAL VISAYAS)	128,149	66,834	61,315
BOHOL	19,209	9,926	9,283
*CEBU	52,977	27,717	25,260
NEGROS ORIENTAL	21,271	11,057	10,214
SIQUIJOR	1,307	684	623
CITY OF CEBU	17,379	9,146	8,233
CITY OF LAPU-LAPU	9,326	4,826	4,500
CITY OF MANDAUE	6,680	3,478	3,202

* Cebu excluding City of Cebu, City of Lapu-Lapu and City of Mandaue

Source: Philippine Statistics Authority, Civil Registration Service, Vital Statistics Division





SPECIAL RELEASE

Table 2. Number of Registered Births by Month, by Region/ Province/ HUC, Central Visayas, 2020 (Final Result)

Region/ Province/ HUC	Total	January	February	March	April	May	June	July	August	September	October	November	December
REGION VII (CENTRAL VISAYAS)	128,149	11,801	9,024	8,688	9,258	11,141	10,302	10,323	10,732	12,120	12,273	12,019	10,468
BOHOL	19,209	1,838	1,436	1,422	1,478	1,610	1,546	1,520	1,530	1,767	1,721	1,759	1,582
*CEBU	52,977	4,832	3,566	3,416	3,634	4,622	4,270	4,285	4,515	5,233	5,259	5,020	4,325
NEGROS ORIENTAL	21,271	1,996	1,599	1,547	1,564	1,858	1,678	1,715	1,728	1,939	1,932	1,940	1,775
SIQUIJOR	1,307	116	108	71	96	111	124	95	102	123	123	137	101
CITY OF CEBU	17,379	1,596	1,249	1,215	1,326	1,470	1,319	1,395	1,482	1,587	1,701	1,679	1,360
CITY OF LAPU- LAPU	9,326	806	601	593	659	859	822	740	808	857	907	872	802
CITY OF MANDAUE	6,680	617	465	424	501	611	543	573	567	614	630	612	523

* Cebu excluding City of Cebu, City of Lapu-Lapu and City of Mandaue

Technical Notes:

Vital statistics » are derived from information obtained at the time when the occurrences of vital events and their characteristics are inscribed in a civil register. Vital acts and events are the births, deaths, fetal deaths, marriages, and all such events that have something to do with an individual's entrance and departure from life together with the changes in civil status that may occur to a person during his lifetime.

Birth » is the complete expulsion or extraction from its mother of a product of conception, irrespective of the duration of pregnancy, which, after such separation, breaths or shows any other evidence of life.

Place of Occurrence » refers to the place where the vital event took place.

Source: Philippine Statistics Authority, Civil Registration Service, Vital Statistics Division





REPUBLIC OF THE PHILIPPINES

Philippine Statistics Authority

REGIONAL STATISTICAL SERVICES OFFICE VII

SPECIAL RELEASE

Prepared by:


HARGIE L. MARIANO
Administrative Aide VI

Reviewed by:


EVELYN L. PATRIARCA
Statistical Specialist II


EDWINA M. CARRIAGA
Chief Administrative Officer

Approved by:


ARIEL E. FLORENDO
Regional Director

Source: *Philippine Statistics Authority, Civil Registration Service, Vital Statistics Division*



2nd Floor Gaisano South Capital Building, Colon Street, Cebu City Philippines
Telefax: (032) 412-6794, Telephone: (035) 254-0470
Website: www.rss07.psa.gov.ph, email: psa07.rss0@gmail.com