



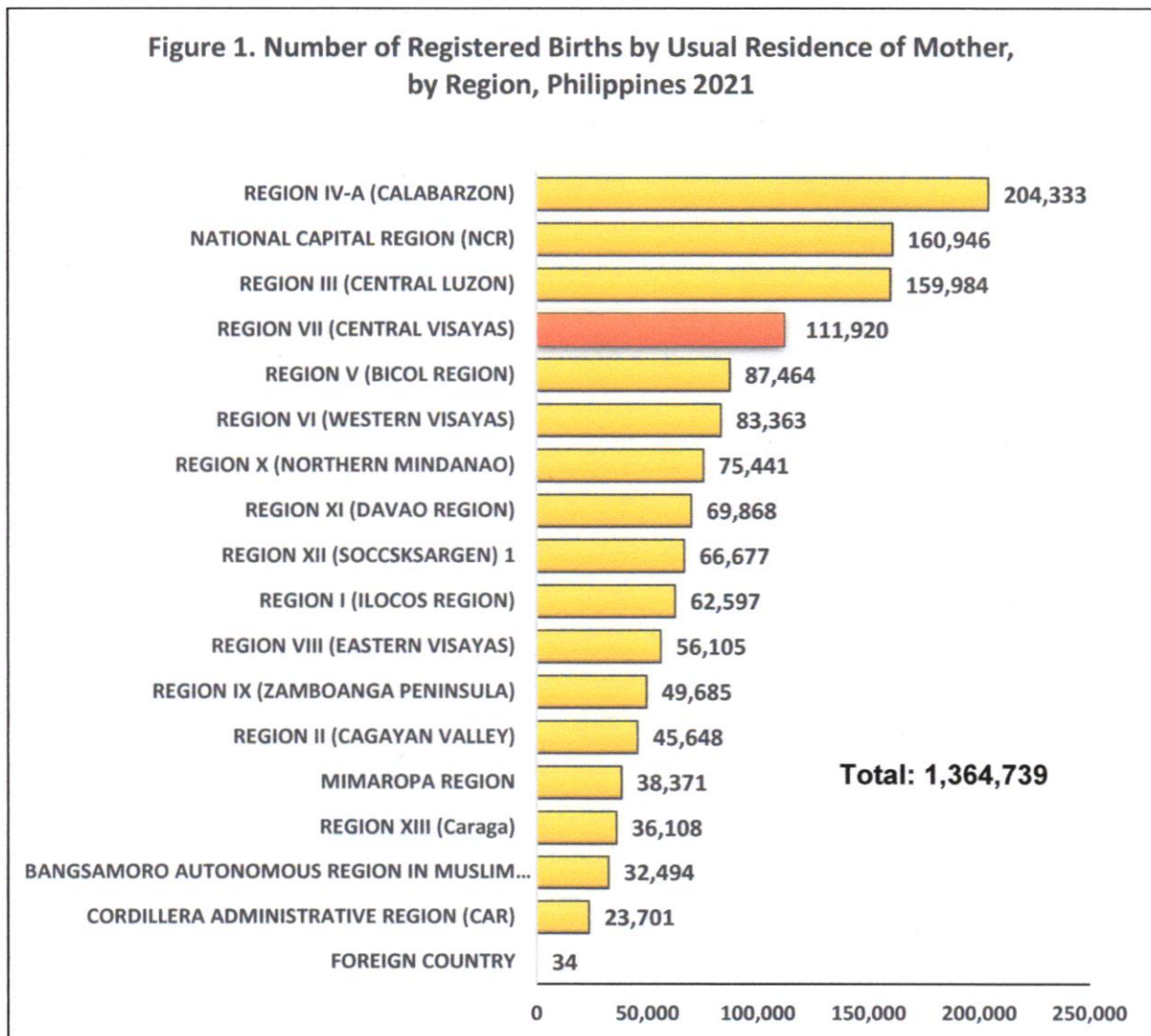
SPECIAL RELEASE

Birth Statistics in Central Visayas, 2021 Preliminary

Date of Release: 7 November 2022
Reference No. 2022-SR07-031

Central Visayas registered more than one hundred eleven thousand births

For the year 2021, registered births by usual residence of mother in Central Visayas reached 111,920, which contributed to 8.2 percent to the total 1,364,739 registered births in the Philippines including births in the foreign country. Central Visayas ranked fourth with highest number of registered births in the country. (See Figure 1.)



* Figures are results of actual registration without any adjustment for under-registration.

* Includes babies born in the Philippines whose mother's usual residence is in a foreign country.

Source: Philippine Statistics Authority, Civil Registration Service, Vital Statistics Division



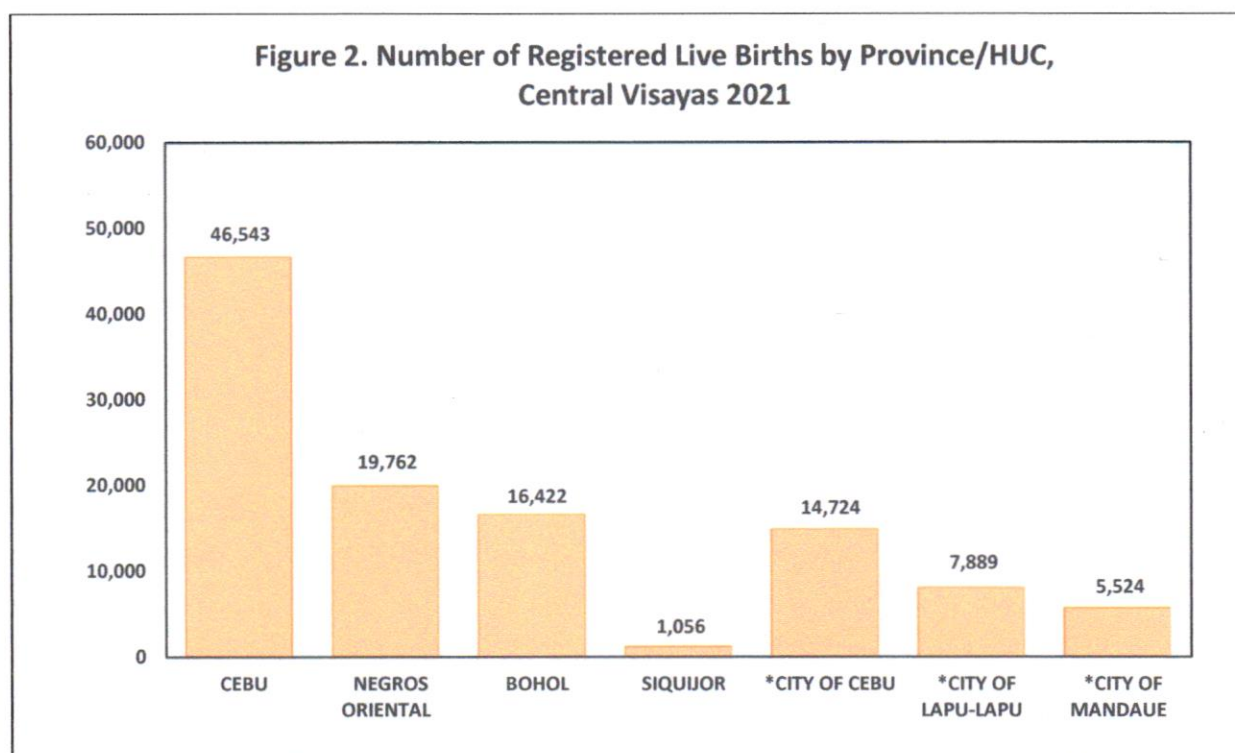


SPECIAL RELEASE

Cebu Province registered more than 46 thousand births

Across Central Visayas, Cebu Province (excluding the Highly Urbanized Cities such as *City of Cebu, *City of Lapu-Lapu and *City of Mandaue) accounted the highest number of registered births with 46,543 or 41.6 percent to the total registered births, followed by Negros Oriental with 19,762 registered births or 17.7 percent and Bohol with 16,422 registered births or 14.7 percent. Meanwhile, Siquijor had the lowest number of registered births with only 1,056 or 0.9 percent registered births in the region.

Out of the HUCs, *City of Cebu reported 14,724 or 13.2 percent, followed by * City of Lapu-Lapu with 7,889 or 7.0 percent and *City of Mandaue with 5,524 or 4.9 percent to the regional share, combined share of these cities was 25.1 percent of total registered births in the region. (See Figure 2.)



* Cebu Province excludes City of Cebu, City of Lapu-Lapu and City of Mandaue.

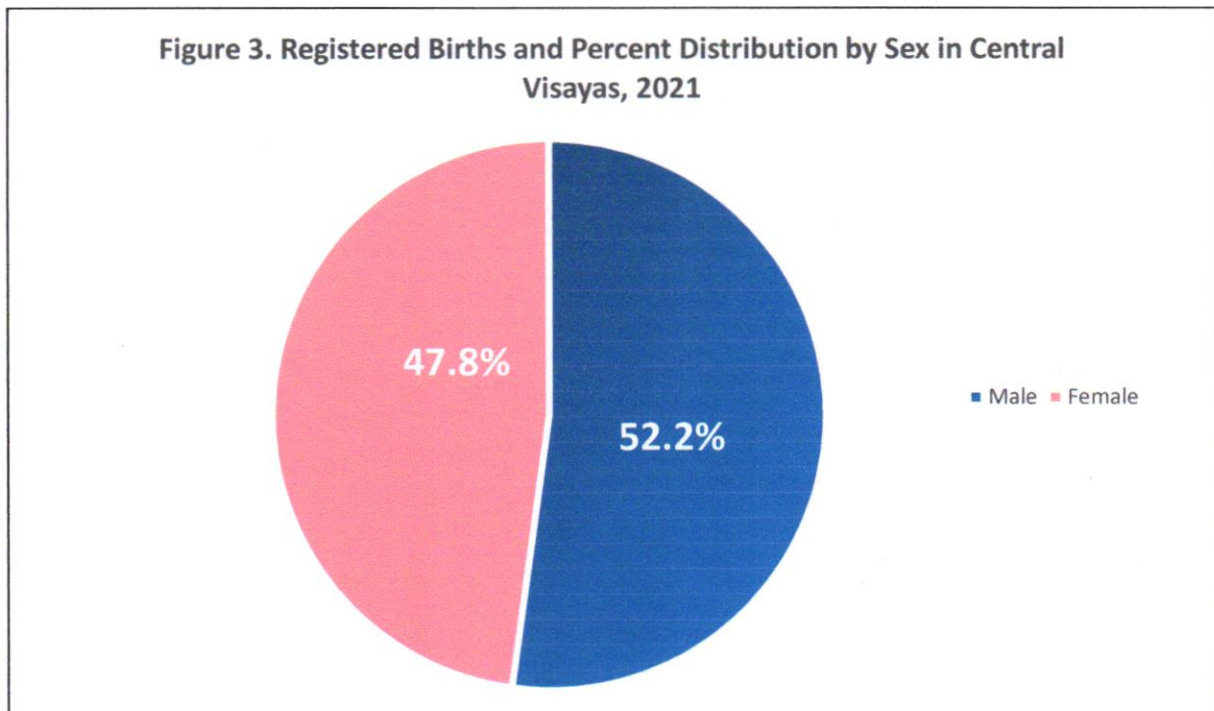
Source: Philippine Statistics Authority, Civil Registration Service, Vital Statistics Division



SPECIAL RELEASE

More male births than female births registered in Central Visayas

In 2021, the registered male births totalled 58,412 or 52.2 percent, which makes it higher by 4.4 percentage points than registered female births with 53,508 or 47.8 percent.
(See Figure 3.)



Central Visayas has 109 sex ratio for the year 2021

Central Visayas accumulated 58,412 total registered male births and 53,508 total registered female births with a sex ratio of 109. Among the provinces, Cebu Province (excluding HUCs) has the highest number of registered births with 24,252 males and 22,291 females and a sex ratio of 108, while Siquijor has the lowest number of births with less than 600 births for both males and females and with a sex ratio of 98.

Furthermore, among HUCs, *Cebu City has the highest registered birth of both sexes with 7,705 males and 7,019 females with a sex ratio of 109, meanwhile *City of Mandaue has the lowest registered birth with 2,895 male births and 2,629 female births with a ratio of 110.
(See Table 1.)

Source: Philippine Statistics Authority, Civil Registration Service, Vital Statistics Division



SPECIAL RELEASE

Table 1. Number and Sex Ratio of Registered Birth by Sex, by Province/HUCs, Central Visayas 2021

Province/HUCs	Male	Female	Sex Ratio
Central Visayas	58,412	53,508	109
Bohol	8,490	7,932	107
Cebu	24,252	22,291	108
Negros Oriental	10,391	9,371	110
Siquijor	523	533	98
*City of Cebu	7,705	7,019	109
*City of Lapu-Lapu	4,156	3,733	111
*City of Mandaue	2,895	2,629	110

* Cebu Province excludes City of Cebu, City of Lapu-Lapu and City of Mandaue.

October as the highest number of registered births in 2021

The highest registered birth in 2021 was in the month of October with 10,852 births or 9.70 percent, while February obtained the lowest number of registered births in the same year with only 6,787 registered births or 6.06 percent. (See figure 4.)

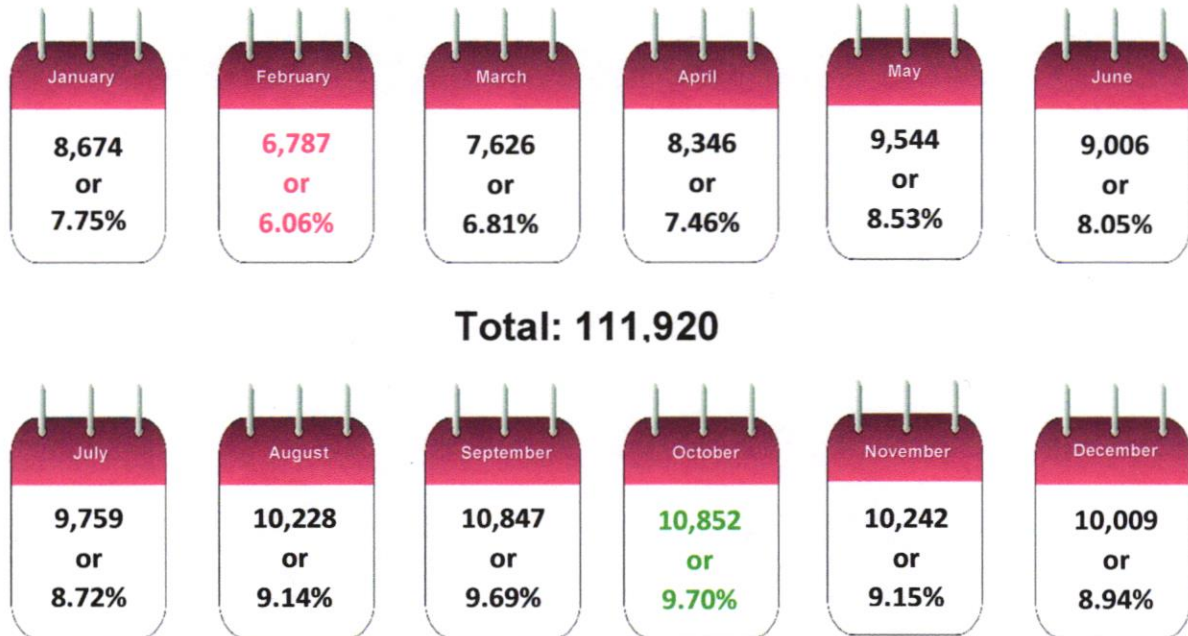
Source: Philippine Statistics Authority, Civil Registration Service, Vital Statistics Division





SPECIAL RELEASE

FIGURE 4. Number of Registered Birth by Month of Occurrence, Central Visayas, 2021 Preliminary



* Figures are results of actual registration without any adjustment for under-registration.
* Includes babies born in the Philippines whose mother's usual residence is in a foreign country.

Central Visayas marks a decrease in registered births in the year 2021

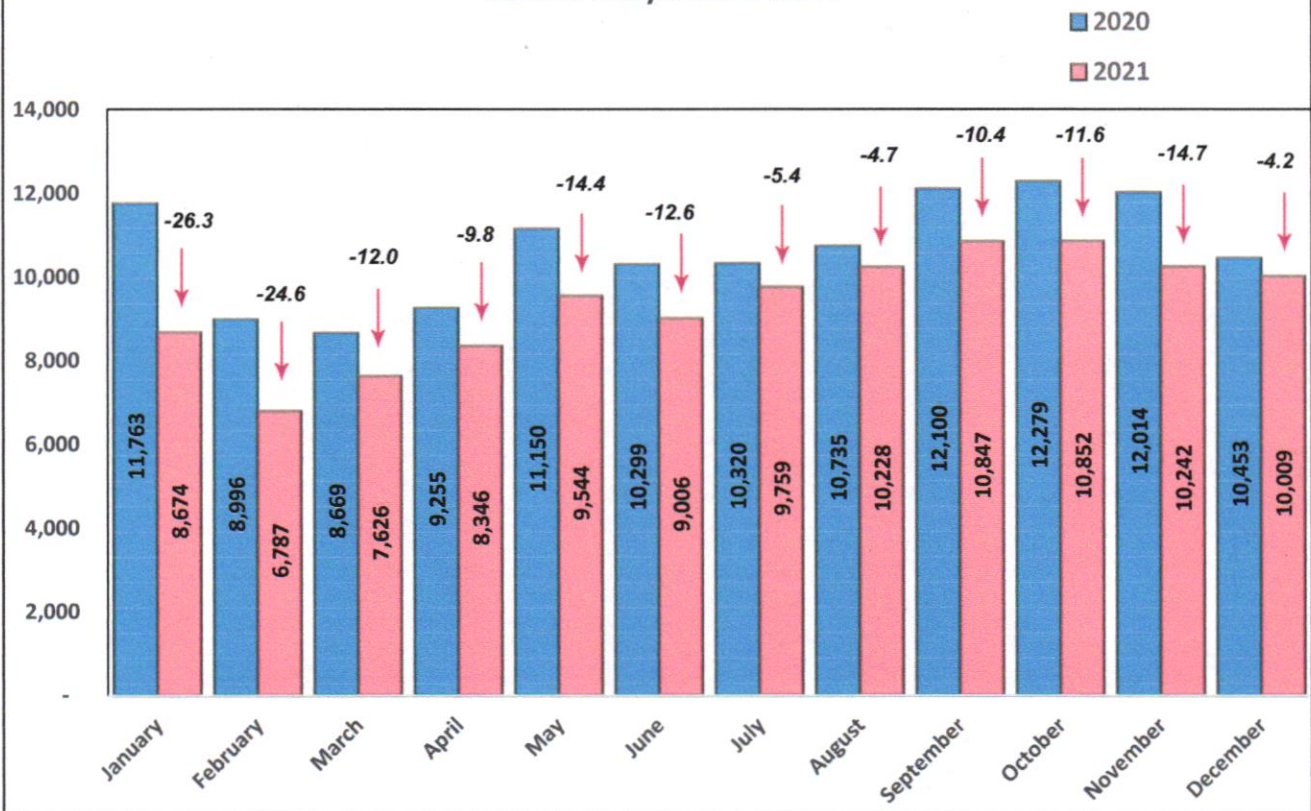
In 2021, Central Visayas reported a decrease by -14.40 percent or 16,113 registered births compared in the year 2020. The month of January marks the highest decrease with 3,089 or -26.3 percent, followed by February with 2,209 or -24.56 percent. (See figure 5.)

Source: Philippine Statistics Authority, Civil Registration Service, Vital Statistics Division



SPECIAL RELEASE

Figure 5. Number and Percentage Change of Registered Live Births by Month of Occurrence. Central Visayas 2020-2021



REGION/PROVINCE/ HUC	Table 2. Number of Live Births by Sex and by Usual Residence of Mother (Preliminary Result)		
	Both Sexes	Male	Female
PHILIPPINES	1,364,739	711,434	653,305
REGION VII (CENTRAL VISAYAS)	111,920	58,412	53,508
BOHOL	16,422	8,490	7,932
CEBU	46,543	24,252	22,291
NEGROS ORIENTAL	19,762	10,391	9,371
SIQUIJOR	1,056	523	533
*CITY OF CEBU	14,724	7,705	7,019
*CITY OF LAPU-LAPU	7,889	4,156	3,733
*CITY OF MANDAUE	5,524	2,895	2,629

* Cebu Province excludes City of Cebu, City of Lapu-Lapu and City of Mandaue.

Source: Philippine Statistics Authority, Civil Registration Service, Vital Statistics Division



SPECIAL RELEASE

Table 3. Number of Registered Births by Month, by Region/ Province/ HUC, Central Visayas, 2021

Region/ Province/ HUC	Total	January	February	March	April	May	June	July	August	September	October	November	December
REGION VII (CENTRAL VISAYAS)	111,920	8,674	6,787	7,626	8,346	9,544	9,006	9,759	10,228	10,847	10,852	10,242	10,009
BOHOL	16,422	1,291	1,059	1,165	1,273	1,338	1,272	1,399	1,509	1,584	1,549	1,531	1,452
CEBU	46,543	3,605	2,741	3,095	3,354	3,957	3,796	4,097	4,283	4,546	4,537	4,246	4,286
NEGROS ORIENTAL	19,762	1,581	1,285	1,517	1,646	1,763	1,607	1,586	1,744	1,746	1,832	1,765	1,690
SIQUIJOR	1,056	93	76	61	77	103	74	89	92	97	98	97	99
*CITY OF CEBU	14,724	1,096	839	939	1,070	1,252	1,137	1,335	1,363	1,506	1,492	1,368	1,327
*CITY OF LAPU- LAPU	7,889	597	458	521	536	667	661	721	710	785	830	725	678
*CITY OF MANDAUE	5,524	411	329	328	390	464	459	532	527	583	514	510	477

* Cebu Province excludes City of Cebu, City of Lapu-Lapu and City of Mandaue.

Technical Notes:

The data on the number of births, marriages, and deaths (vital events) presented in this regular monthly release were obtained from the vital events registered, either timely or belatedly, at the appropriate Office of the City/Municipal Civil Registrar throughout the country and subsequently submitted for encoding to the Office of the Civil Registrar General through the Provincial Statistical Offices (PSOs) of the Philippine Statistics Authority (PSA). The information presented includes the vital events that occurred from January to December 2021 based on data files received by the PSA - Civil Registration Service (CRS). The figures presented herein are results of actual registration without any adjustment for under-registration, including the vital events of Filipinos abroad. Thus, this data was released by the Central Office on August 13, 2022.

Vital statistics » are derived from information obtained at the time when the occurrences of vital events and their characteristics are inscribed in a civil register. Vital acts and events are the births, deaths, fetal deaths, marriages, and all such events that have something to do with an individual's entrance and departure from life together with the changes in civil status that may occur to a person during his lifetime.

Live Birth » is the complete expulsion or extraction from its mother of a product of conception, irrespective of the duration of pregnancy, which, after such separation, breathes or shows any other evidence of life.

Sex Ratio » represents the ratio between the numbers of males to 100 females.

Source: Philippine Statistics Authority, Civil Registration Service, Vital Statistics Division






REPUBLIC OF THE PHILIPPINES
PHILIPPINE STATISTICS AUTHORITY
REGIONAL STATISTICAL SERVICES OFFICE VII


SPECIAL RELEASE

Prepared by:


JESSIE A. VINSON
Administrative Assistant II-BRA

Reviewed by:


EVELYN L. PATRIARCA
Statistical Specialist II


EDWINA M. CARRIAGA
Chief Administrative Officer

Approved by:


ARIEL E. FLORENDO
Regional Director

Source: Philippine Statistics Authority, Civil Registration Service, Vital Statistics Division



2nd Floor Gaisano South Capital Building, Colon Street, Cebu City Philippines
Telefax: (032) 412-6794, Telephone: (035) 254-0470
Website: www.rss007.psa.gov.ph, email: psa07.rss0@gmail.com