



SPECIAL RELEASE

NEGROS ORIENTAL VITAL EVENTS SECOND QUARTER 2021

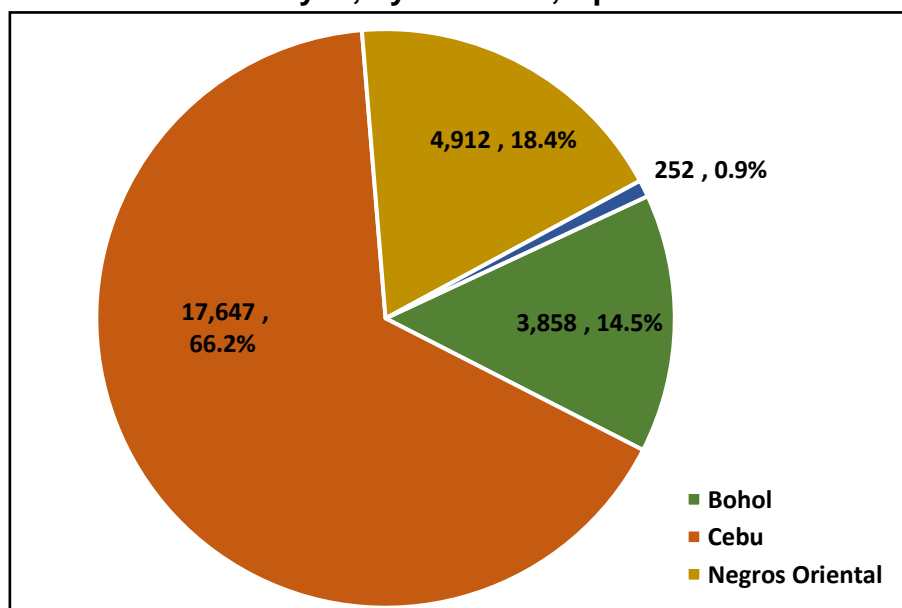
Date of Release: **6 April 2022**
Reference No. **2022-SR46-006**

The information presented in this special release were the registered births, marriages and deaths which occurred in the province from April to June 2021. The data presented were obtained from the Certificates of Live Birth (Municipal Form No. 102), Marriage Contract (Municipal Form No. 97), Certificate of Death (Municipal Form No. 103) and Certificate of Fetal Death (Municipal Form No. 103A) that were registered at the Office of the City/Municipal Civil Registrars all throughout the province and forwarded to the Philippine Statistics Authority.

Negros Oriental ranked second in Central Visayas in the number of registered births

Negros Oriental ranked second in Central Visayas in the total number of live births by usual residence of the mother during the second quarter of 2021. There were 4,912 registered live births in the Negros Oriental from April to June which translated to 18.4 percent to the total registered live births of Central Visayas during the reference quarter (Figure 1).

Figure 1. Total Number of Registered Births by Usual Residence of Mother in Central Visayas, by Province, April to June 2021.

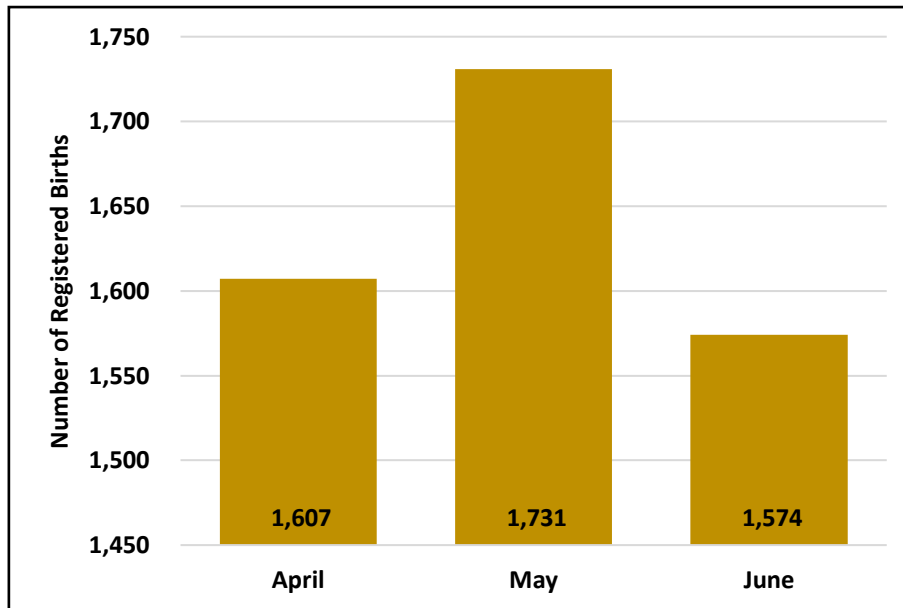


Source: Philippine Statistics Authority, Vital Statistics

Lesser Registered Live Births

The total number of registered live births by usual residence of mother during the second quarter of 2021 dropped by 188 births or -0.2 percent from the 5,100 record in the same period of 2020. The month of June with 1,574 registered births, had the lowest registration for the second quarter (Figure 2).

Figure 2. Total Number of Registered Births Usual Residence of Mother in Negros Oriental: April to June 2021.



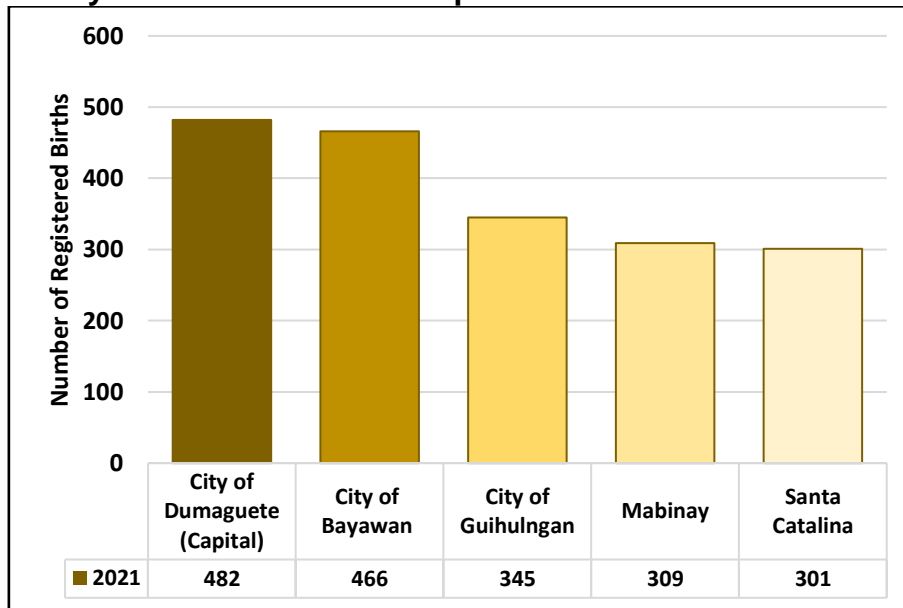
Source: Philippine Statistics Authority, Vital Statistics

Highest Occurrence of Births in Dumaguete City

On the average, there were 54 babies born daily or about two babies born per hour in the province during the second quarter of 2021. Out of the 25 cities and municipalities of the province, the municipality of Dauin registered the fewest births with 93 registrations during the quarter.

Most live births in Negros Oriental, at 9.8 percent (482 births) were registered in Dumaguete City. This was followed by the City of Bayawan at 9.5 percent (466 births), City of Guihulngan at 7.0 percent (345 births), Mabinay at 6.3 percent (309 births), and Santa Catalina at 6.1 percent (301 births). Birth registrations from these five areas comprised around 38.7 percent of the total birth registration in Negros Oriental during the second quarter of 2021 (Figure 3).

Figure 3. Number of Registered Live Births by Usual Residence of Mother, by Place of Occurrence: April to June 2020 and 2021.

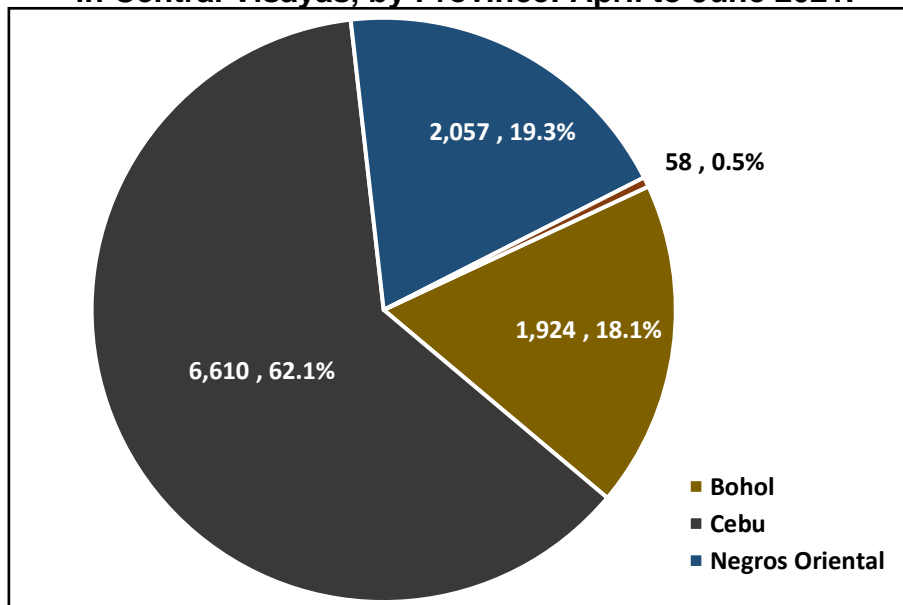


Source: Philippine Statistics Authority, Vital Statistics

23 deaths per day

The province of Negros Oriental ranked second in Central Visayas in the total number of deaths registered by usual residence of deceased during the second quarter of 2021. There were 2,057 registered deaths in the province which was equivalent to 19.3 percent to the total registered deaths of the region during the reference quarter. This translated to 23 deaths per day or almost one in every hour on the average (Figure 4).

Figure 4. Total Number of Registered Deaths by Usual Residence of Deceased in Central Visayas, by Province: April to June 2021.



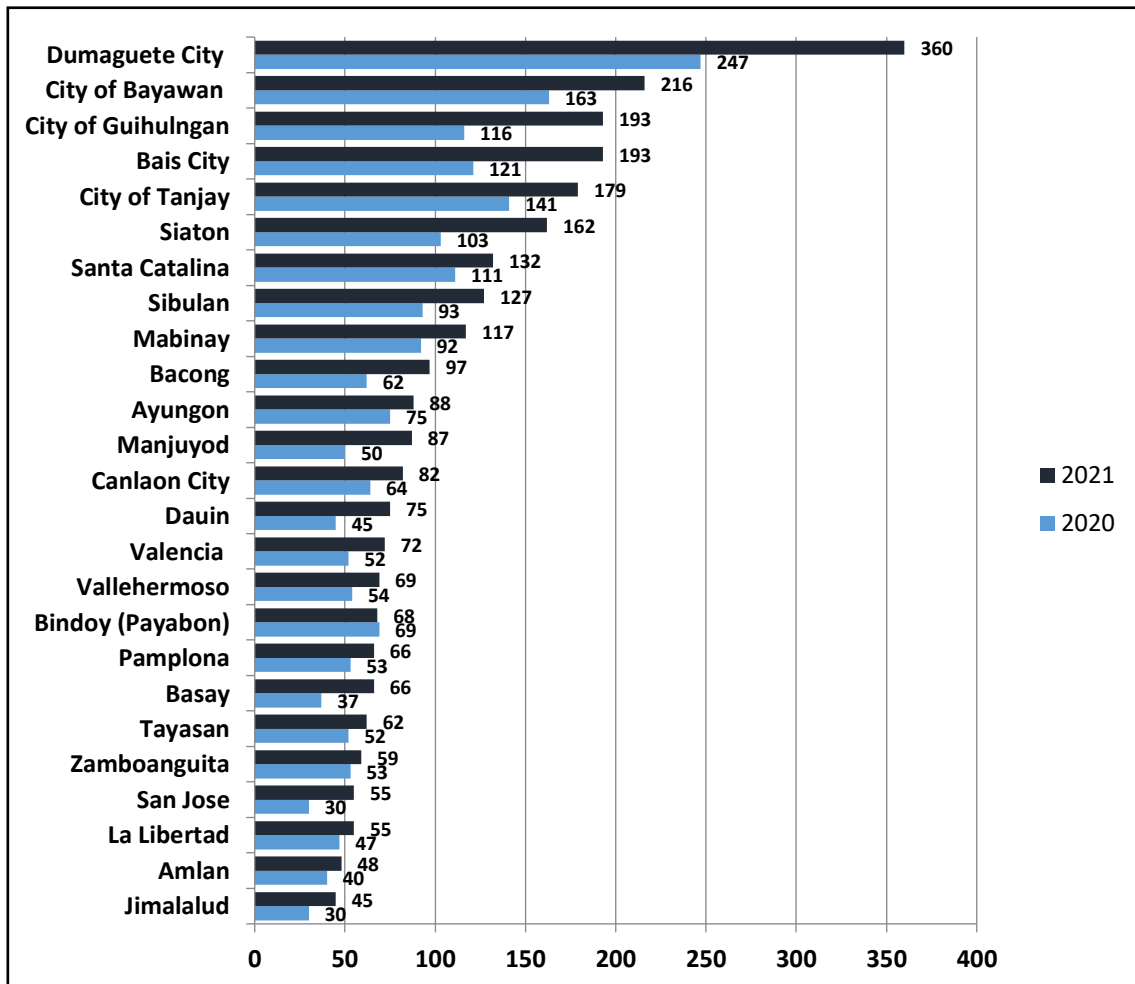
Source: Philippine Statistics Authority, Vital Statistics

Dumaguete City had the highest number of recorded deaths

The highest registration of deaths for the quarter in Negros Oriental was in the month of May with 920 registered deaths while the lowest was in the month of June with 484 registered deaths.

Dumaguete City with 360 deaths showed the highest registered deaths at 13.0 percent during the second quarter. This was followed by the City of Bayawan (216 deaths) at 7.8 percent, Bais City (193 deaths) at 7.0 percent, City of Guihulngan (193 deaths) at 7.0 percent, and City of Tanjay (179 deaths) at 6.5 percent. Death registrations from these five areas comprised around 41.1 percent of the total deaths registered in Negros Oriental during the reference period. The municipality of Jimalalud registered the fewest deaths with 45 registrations during the quarter (Figure 5).

Figure 5. Number of Registered Deaths by Usual Residence of Deceased, by Place of Occurrence: April to June 2020 and 2021.

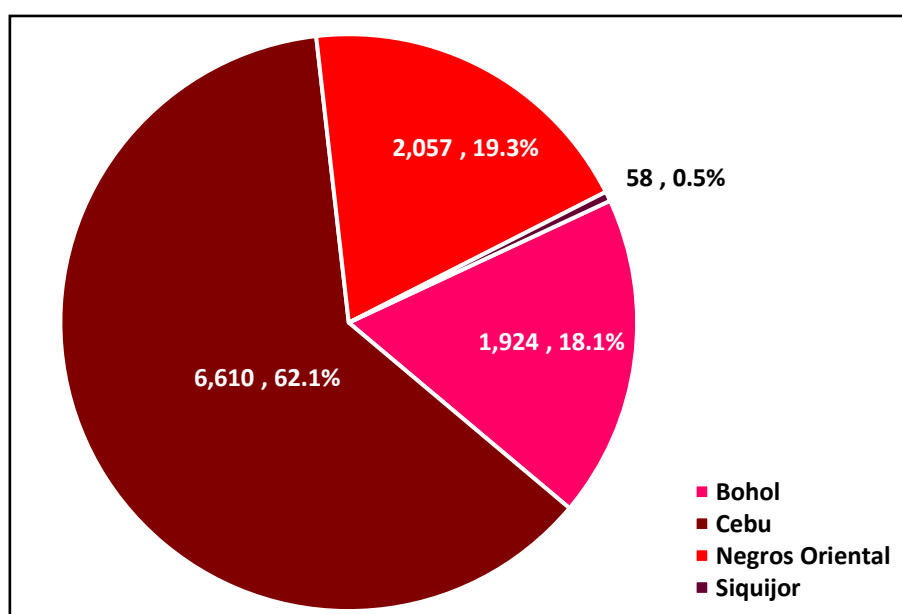


Source: Philippine Statistics Authority, Vital Statistics

Negros Oriental placed second in Region 7 in the number of registered marriages

Negros Oriental was placed second in Region 7 in the total number of registered marriages in the second quarter of 2021. There were 2,057 registered marriages in the province which was about 19.3 percent of the total marriages registered in the region during the second quarter of 2021. This translated to 23 marriages per day on the average in the province during the period (Figure 6).

Figure 6. Total Number of Registered Marriages by Place of Occurrence in Central Visayas, by Province: April to June 2021.



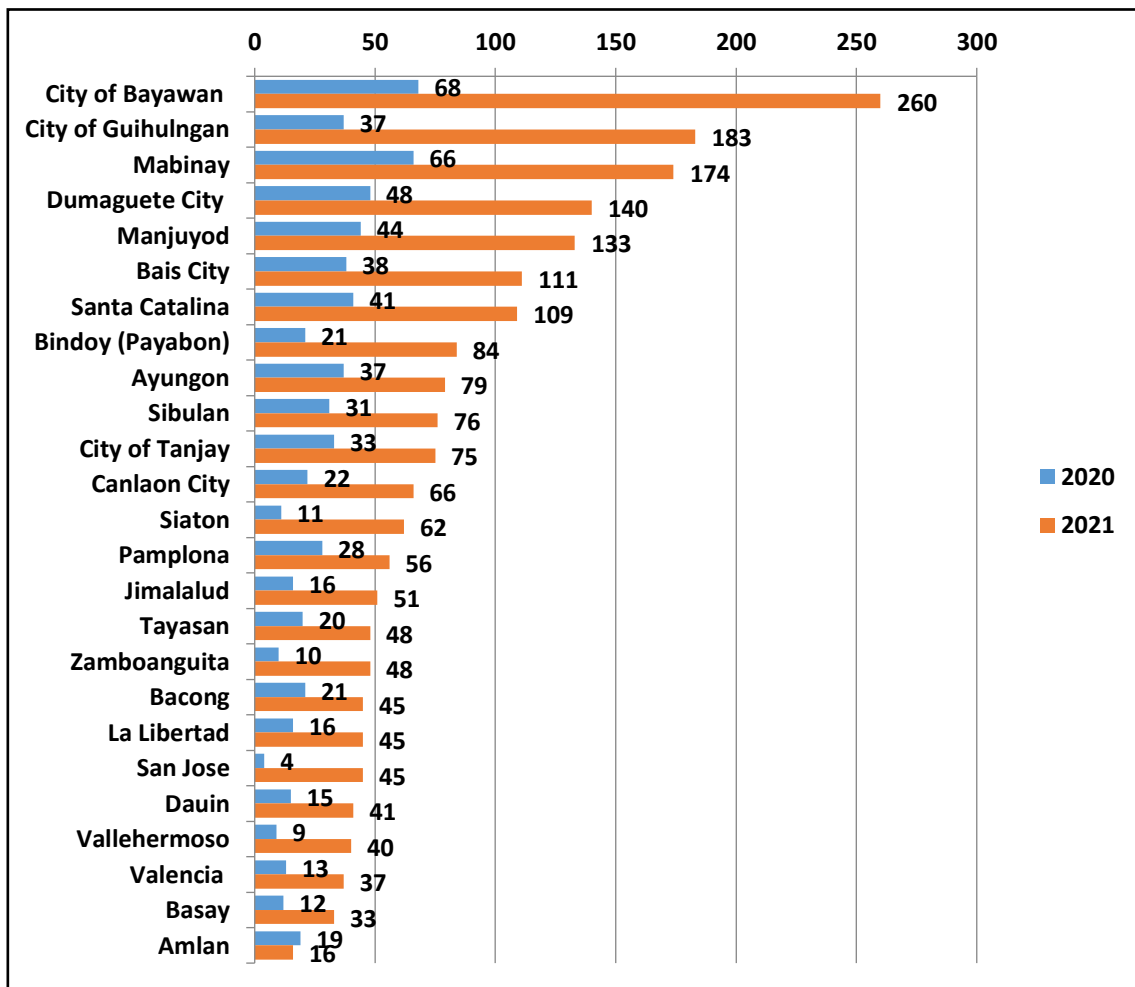
Source: Philippine Statistics Authority, Vital Statistics

City of Bayawan recorded the most registered marriages

Contrary to the popular idea for a June bride, it was however the month with the lowest occurrence of marriages during the quarter with only 484 registrations.


The City of Bayawan recorded the highest number of registered marriages (260 marriages) at 12.6 percent to the total marriages of the province in the second quarter of 2021. This was followed by City of Guihulngan (183 marriages) at 8.9 percent, Mabinay (174 marriages) at 8.5 percent, Dumaguete City (140 marriages) at 6.8 percent, and Manjuyod (133 marriages) at 6.5 percent. Marriage registrations from these five areas accounted 43.3 percent of the total marriages registered in Negros Oriental during the reference period. The least number of marriages during the period was recorded in the municipality of Amlan with only 16 registered marriages or 0.8 percent (Figure 7).

**Figure 7. Number of Registered Marriages by Place of Occurrence:
April to June 2020 and 2021.**




Source: Philippine Statistics Authority, Vital Statistics

Prepared by:


CLAN SHERRI C. FERRANDO
 Statistical Analyst

Noted by:


ARIEL T. FORTUITO
 Chief Statistical Specialist