



SPECIAL RELEASE

AGE AND SEX DISTRIBUTION IN NEGROS ORIENTAL POPULATION (2020 Census of Population and Housing)

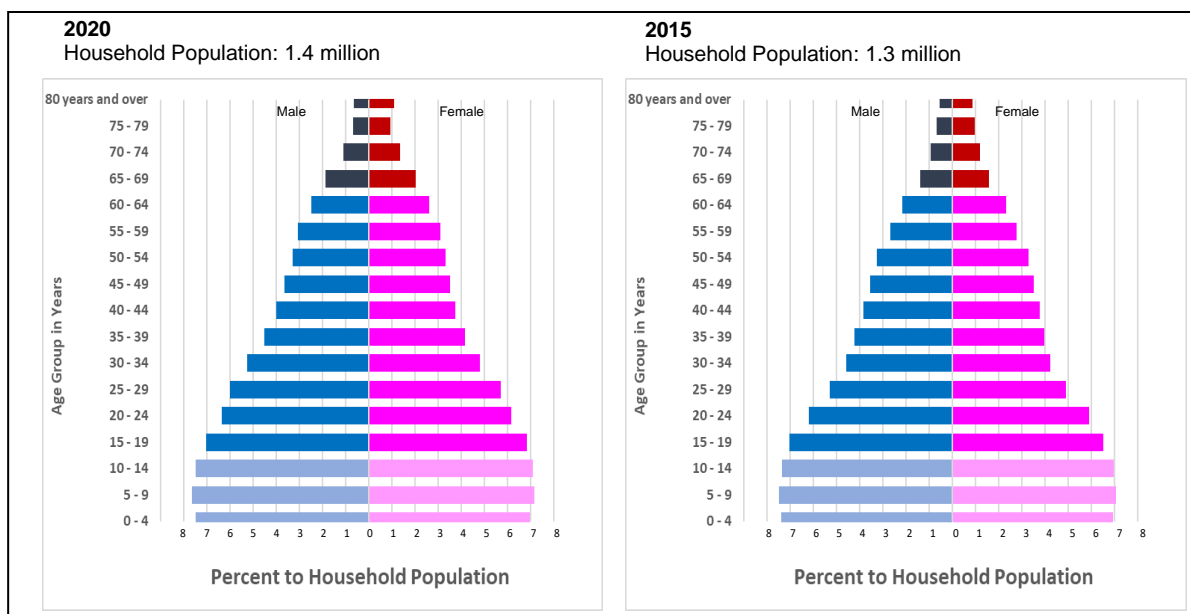
Date of Release: **30 August 2022**
Reference No. **2022-SR46-017**

Household population comprised 99.7 percent

Based on the 2020 Census of Population and Housing (2020 CPH), Negros Oriental had a total population of 1,432,990 persons. Of this total, the household population comprised 99.7 percent or 1,428,548 persons.

Of the 1.4 million household population in 2020, 726 thousand (50.9%) were males while 701 thousand (49.1%) were females. By age group, 437 thousand (30.7%) were under 15 years of age (young dependents). On the other hand, persons aged 15 to 64 years (working-age or economically-active population) totaled to 893 thousand (62.6%) while those in age groups 65 years and over (old dependents) comprised the remaining 96 thousand (6.8%). In 2015, persons aged 0 to 14 years, 15 to 64 years, and 65 years and over accounted for 32.0, 62.1, and 6.0 percent, respectively, of the household population.

Figure 1. Age-Sex Pyramid of Negros Oriental: 2020 and 2015



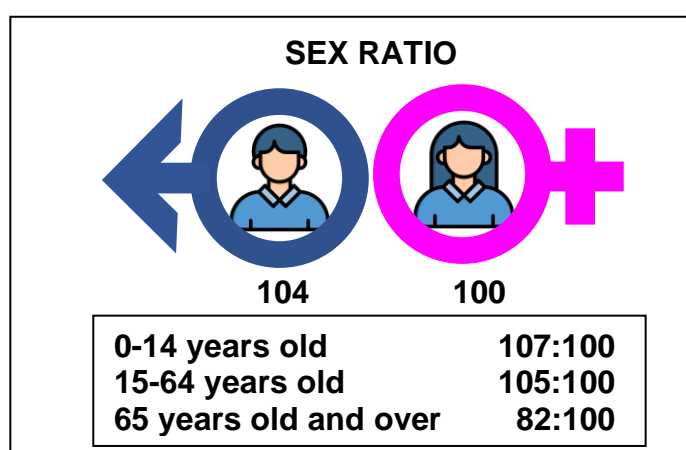
Sources: Philippine Statistics Authority, 2020 Census of Population and Housing and 2015 Census of Population

Moreover, there were more males (51.6%) than females (48.4%) among the 0 to 49 age group. Meanwhile, among the older age group (50 years and over), females (52.0%) outnumbered the males (48.0%). (Figure 1)

Sex Ratio stands at 104 males per 100 females

The sex ratio in Negros Oriental was computed at 104 in 2020. This means that there were 104 males for every 100 females. In 2020, children aged below 15 years had a sex ratio of 107 males per 100 females, while those aged 15 to 64 years had a sex ratio of 105 males per 100 females. Moreover, among those aged 65 years and over, the sex ratio was 82 males per 100 females. This depicts a longer life expectancy among females than males or a higher mortality rate among males than females in the older age groups. (Figure 2)

Figure 2. Sex Ratio by Selected Age Group: Negros Oriental, 2020



Source: Philippine Statistics Authority, 2020 Census of Population and Housing

Dependency ratio is 60 dependents per 100 persons in the working-age group

The dependency ratio of Negros Oriental was computed at 60, which indicates that every 100 working-age or economically-active population, there were about 60 dependents (49 young dependents and 11 old dependents). This is lower than the dependency ratio in 2015, which was recorded at 61 dependents per 100 working-age population (51 young dependents and 10 old dependents). (Table 1)

Table 1. Age Dependency Ratio of the Household Population by Sex: Negros Oriental, 2020, 2015

Age Dependency	Both Sexes	2020		Both Sexes	2015	
		Male	Female		Male	Female
Overall	60	59	61	61	60	62
Young	49	50	48	52	52	51
Old	11	10	12	10	8	11

Sources: Philippine Statistics Authority, 2020 Census of Population and Housing and 2015 Census of Population
 Note: Details may not add up to the total due to rounding.

More males than females in children under five years old

Children below five years old comprised 10.1 percent (144 thousand) of the household population which is slightly lower than the 10.6 percent (142 thousand) posted in 2015. The sex ratio increased at 108 males per 100 females in 2020 from the 107 males per 100 females in 2015. (Table 2)

Table 2. Number and Percent to All Ages of Household Population and Sex Ratio by Age Group: Negros Oriental, 2020 and 2015

Age Group and Year	Number			Percent to All Ages (%)			Sex Ratio
	Both Sexes	Male	Female	Both Sexes	Male	Female	
2020							
All Ages	1,428,548	726,883	701,665				
0 - 4 years	144,362	74,867	69,495	10.1	10.3	9.9	108
0 -14 years	437,898	226,380	211,518	30.7	31.1	30.1	107
5 - 24 years	556,793	285,488	271,305	39.0	39.3	38.7	105
15 - 49 years	715,939	368,580	347,359	50.1	50.7	49.5	106
15 - 64 years	893,932	456,997	436,935	62.6	62.9	62.3	105
60 - years and over	147,309	68,294	79,015	10.3	9.4	11.3	86
65 - years and over	96,718	43,506	53,212	6.8	6.0	7.6	82
2015							
All Ages	1,350,913	687,363	663,550				
0 - 4 years	142,986	74,034	68,952	10.6	10.8	10.4	107
0 -14 years	431,743	222,692	209,051	32.0	32.4	31.5	107
5 - 24 years	544,820	280,960	263,860	40.3	40.9	39.8	106
15 - 49 years	673,730	347,366	326,364	49.9	50.5	49.2	106
15 - 64 years	838,256	428,801	409,455	62.1	62.4	61.7	105
60 - years and over	125,592	57,709	67,883	9.3	8.4	10.2	85
65 - years and over	80,914	35,870	45,044	6.0	5.2	6.8	80

Sources: Philippine Statistics Authority, 2020 Census of Population and Housing and 2015 Census of Population

About two in every five household population are of school age

In 2020, the school-age population (5 to 24 years old) accounted for 556 thousand (39.0%) of the 1.4 million household population compared to the 544 thousand (40.3%) school-age population that was reported in 2015. (Table 2)

Almost half of the female population are of reproductive age

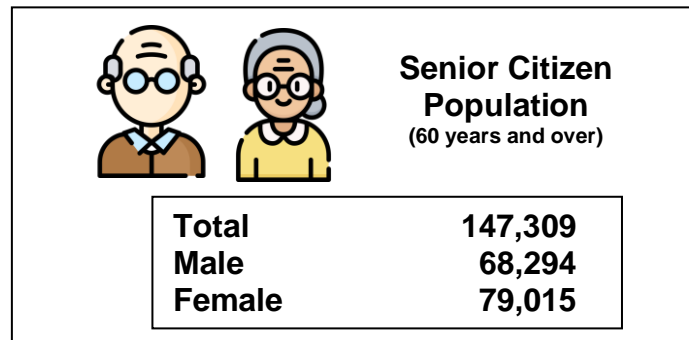
Women of reproductive age (15-49 years old) totaled to 347 thousand or 49.5 percent of the 701 thousand female household population in 2020. These figures were higher compared with the 49.2 percent (326) thousand posted in 2015. (Table 2)

Senior Citizens constitute 10.3 percent of the household population

In Negros Oriental, people aged 60 years old and over are regarded as senior citizens. They made up 10.3 percent (147 thousand) of the household population in 2020, higher than the 9.3 percent (125 thousand) recorded in 2015. There were

more females (53.6%) than males (46.4%) among the senior citizens, in 2020. The same trend was observed in 2015. (Table 2 and Figure 3)

Figure 3. Senior Citizen by Sex: Negros Oriental, 2020




Source: Philippine Statistics Authority, 2020 Census of Population and Housing

Prepared by:


CLAN SHERRIC. FERRANDO
Statistical Specialist II

Noted by:


ARIEL T. FORTUITO
Chief Statistical Specialist