



# SPECIAL RELEASE

## Summary Inflation Report Consumer Price Index (2018=100)

October 2022

Date of Release: 08 November 2022, 9:00 AM

Reference No.: 2022-SR46-027

**Table 1. Year-on-Year Inflation Rates, All Items  
In Percent  
(2018=100)**

Area	Oct-21	Sept-22	Oct-22	Year-to-date*
<b>Philippines</b>				
Headline	4.0	6.9	7.7	5.4
<b>Central Visayas</b>				
Headline	2.4	8.1	7.9	6.2
<b>Negros Oriental</b>				
Headline	5.0	6.8	6.7	6.0

*Source: Retail Price Survey of Commodities for the Generation of Consumer Price Index  
Philippine Statistics Authority*

*\* Year-on-year change of average CPI for January to October, 2022 vs. 2021*



## 1. Philippines

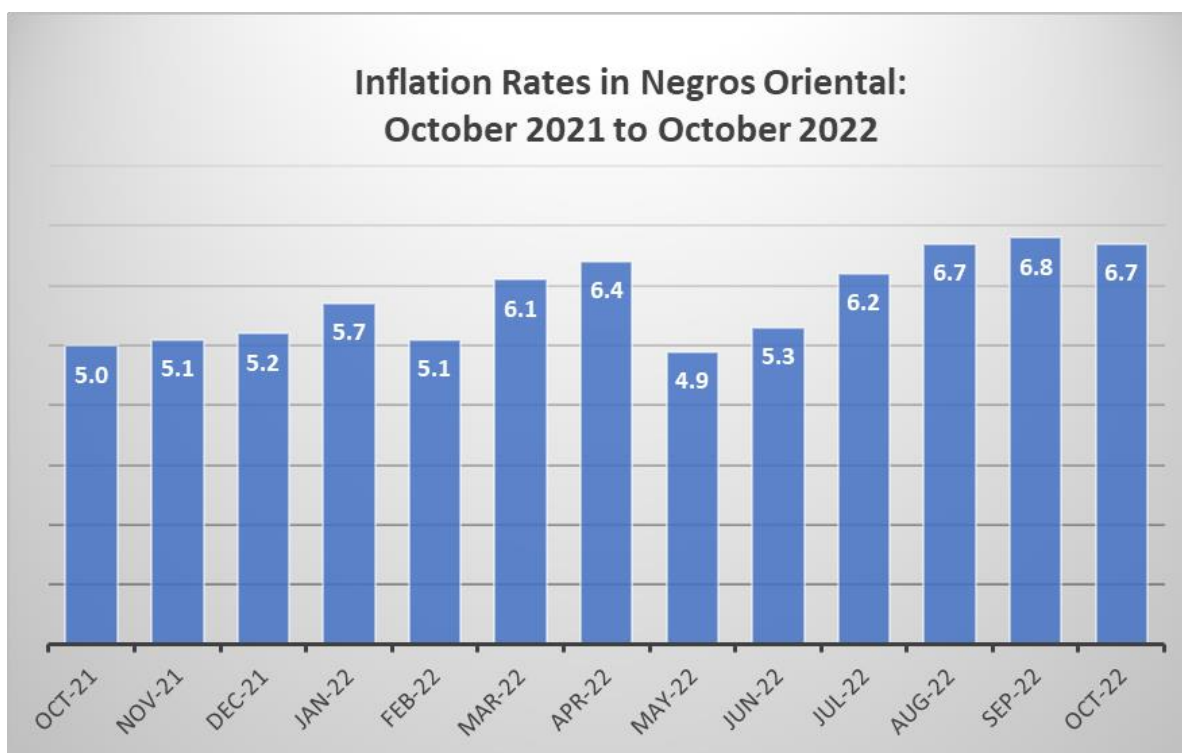
The country's inflation rate has increased from 6.9 percent in September 2022 to 7.7 percent in October 2022. In October of the previous year, inflation was lower at 4.0 percent. (Table 1)

## 2. Central Visayas Region

The inflation rate in Central Visayas has decreased to 7.9 percent in October 2022 from 8.1 percent in September 2022. In October 2021, inflation in the region was at 2.4 percent. (Table 1)

## 3. Negros Oriental

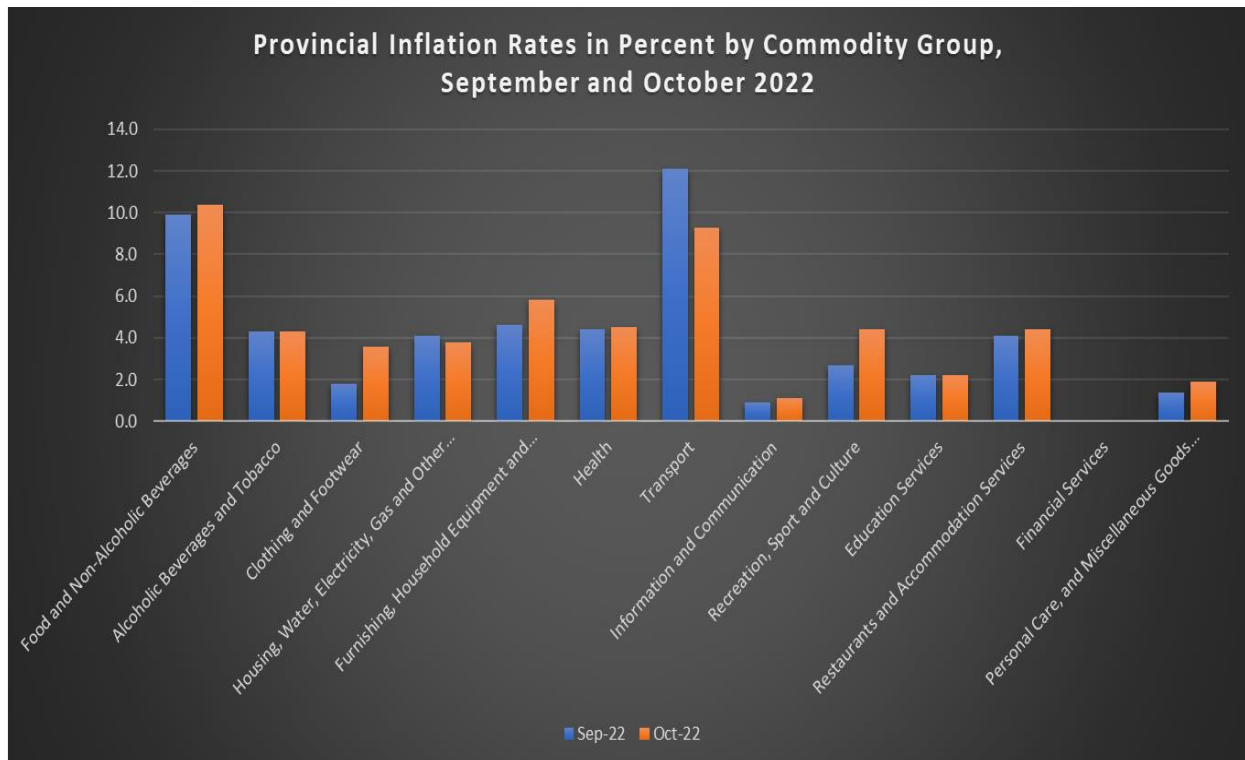
**Figure 1. Year-on-Year Inflation Rates, All Items  
In Percent  
(2018=100)**



Source: Philippine Statistics Authority, Consumer Price Index Survey

The province's inflation rate has decreased from 6.8 percent on September 2022 to 6.7 percent in October 2022. In October of the previous year, inflation was lower at 5.0 percent. (Figure 1)

**Figure 2. Provincial Inflation Rates in Percent by Commodity Group, September and October 2022 (2018=100)**



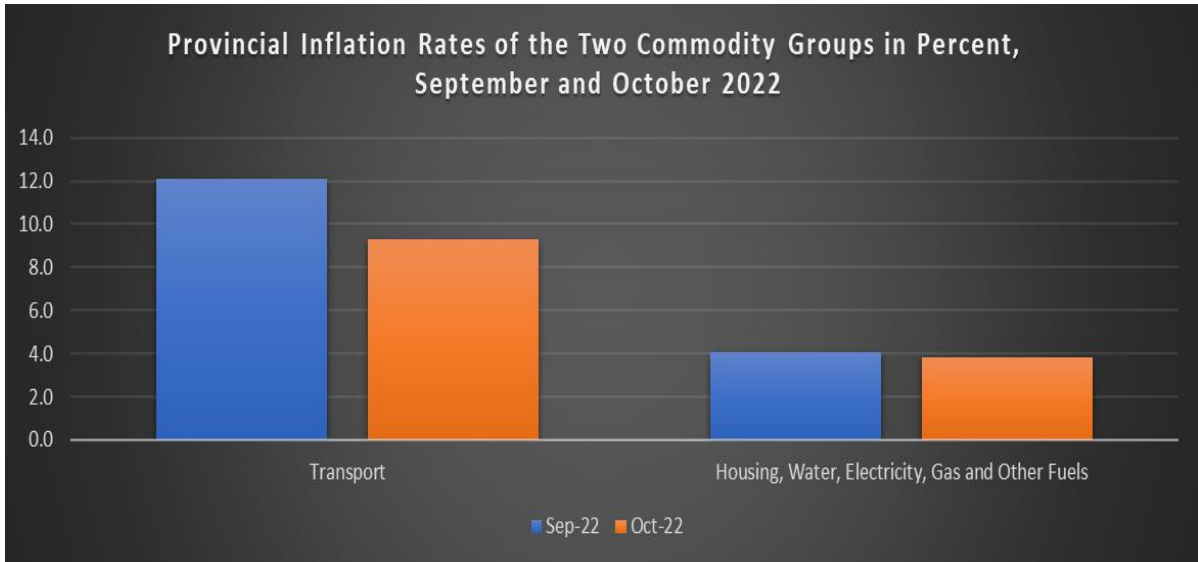
Source: Philippine Statistics Authority, Consumer Price Index Survey

The inflation rates of the following commodity groups were higher during the month of October compared to the previous month:

- a. Food and Non-Alcoholic Beverages, 10.4 percent from 9.9 percent;
- b. Furnishings, Household Equipment, and Routine Household Maintenance, 5.8 percent from 4.6 percent;
- c. Health, 4.5 percent from 4.4 percent;
- d. Recreation, Sport and Culture, 4.4 percent from 2.7 percent;
- e. Restaurants and Accommodation Services, 4.4 percent from 4.1 percent;
- f. Clothing and Footwear, 3.6 percent from 1.8 percent;
- g. Personal Care, and Miscellaneous Goods and Services, 1.9 percent from 1.4 percent; and
- h. Information and Communication, 1.1 percent from 0.9 percent.



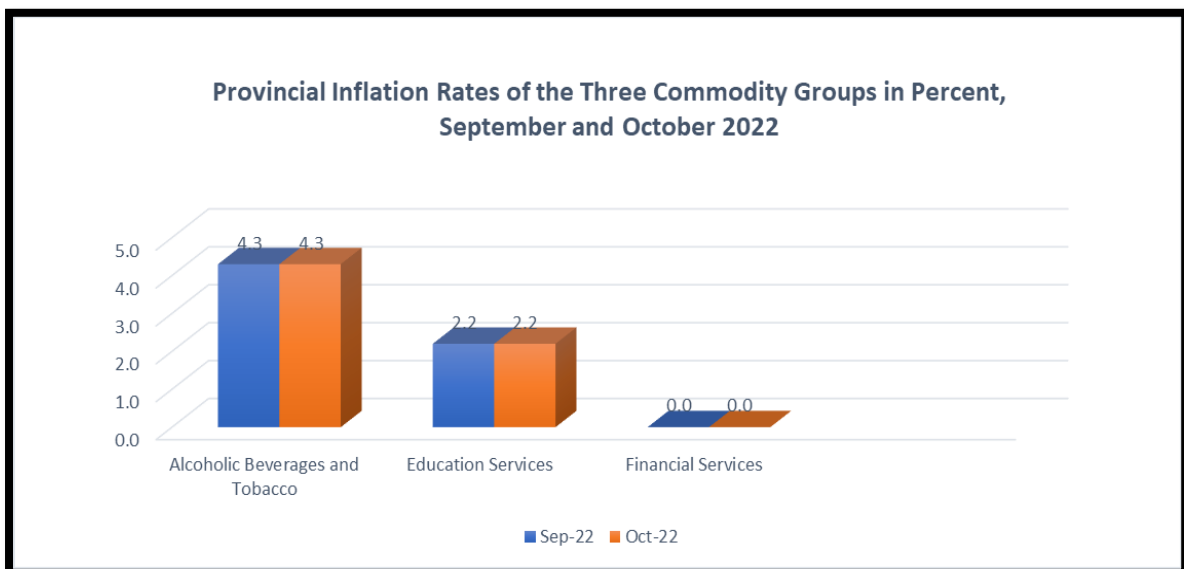
**Figure 3. Provincial Inflation Rates of the Two Commodity Groups in Percent, September and October 2022 (2018=100)**



Source: Philippine Statistics Authority, Consumer Price Index Survey

On the contrary, inflation rate was lower for Housing, Water, Electricity, Gas and Other Fuels at 3.8 percent from 4.1 percent and Transport at 9.3 percent from 12.1 percent. (Figure 3)

**Figure 4. Provincial Inflation Rates of the Three Commodity Groups in Percent, September and October 2022 (2018=100)**



Source: Philippine Statistics Authority, Consumer Price Index Survey



REPUBLIC OF THE PHILIPPINES  
**PHILIPPINE STATISTICS AUTHORITY**  
NEGROS ORIENTAL

Three commodity groups retained their previous month's inflation rates and these were: Alcoholic Beverages and Tobacco at 4.3 percent; Education Services at 2.2 percent; and Financial Services at 0.0 percent. (Figure 4)

**Prepared by:**

**ELMER T. BARING**  
Statistical Analyst

**Approved by:**

**ARIEL T. FORTUITO**  
Chief Statistical Specialist