



SPECIAL RELEASE

Summary Inflation Report Consumer Price Index (2018=100)

November 2022

Date of Release: 09 December 2022, 9:00 AM

Reference No.: 2022-SR46-030

**Table 1. Year-on-Year Inflation Rates, All Items
In Percent
(2018=100)**

Area	Nov-21	Oct-22	Nov-22	Year-to-date*
Philippines				
Headline	3.7	7.7	8.0	6.1
Central Visayas				
Headline	2.6	7.9	8.3	6.4
Negros Oriental				
Headline	5.1	6.7	7.7	5.6

*Source: Retail Price Survey of Commodities for the Generation of Consumer Price Index
Philippine Statistics Authority*

** Year-on-year change of average CPI for January to November, 2022 vs. 2021*



1. Philippines

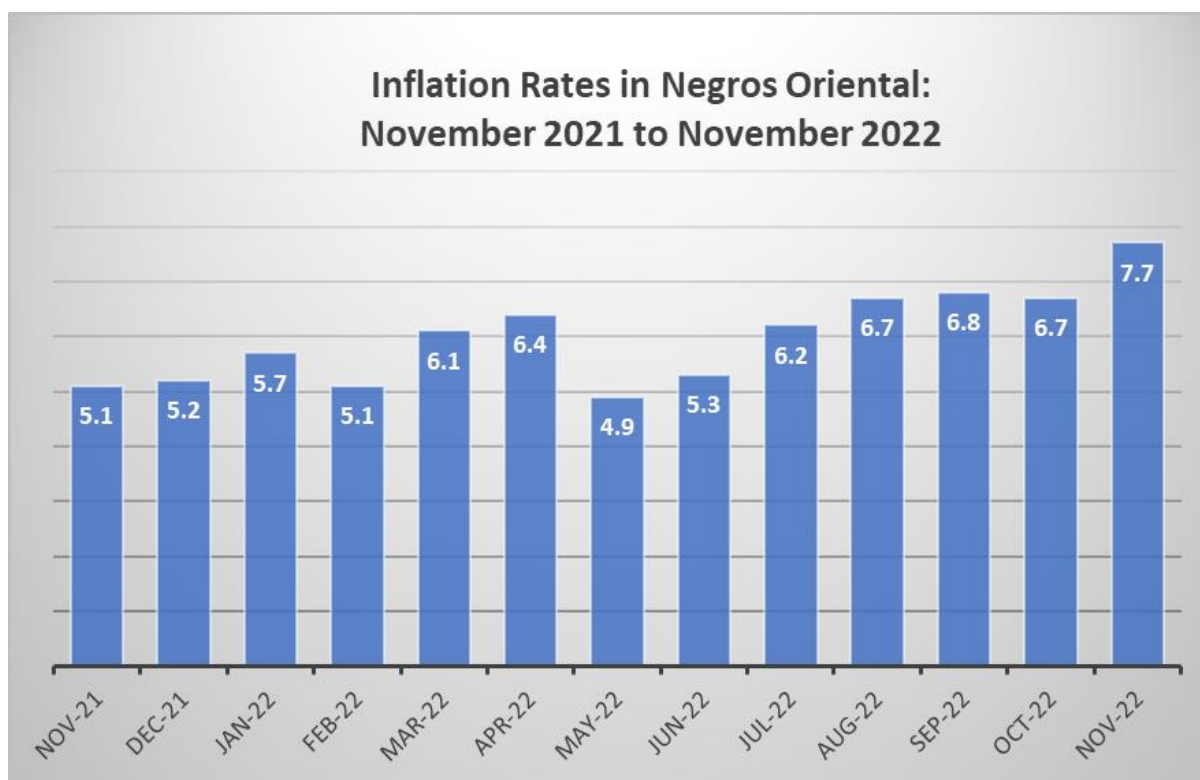
The country's inflation rate has increased from 7.7 percent in October 2022 to 8.0 percent in November 2022. In November of the previous year, inflation was lower at 3.7 percent. (Table 1)

2. Central Visayas Region

The inflation rate in Central Visayas has increased to 8.3 percent in November 2022 from 7.9 percent in October 2022. In November 2021, inflation in the region was at 2.6 percent. (Table 1)

3. Negros Oriental

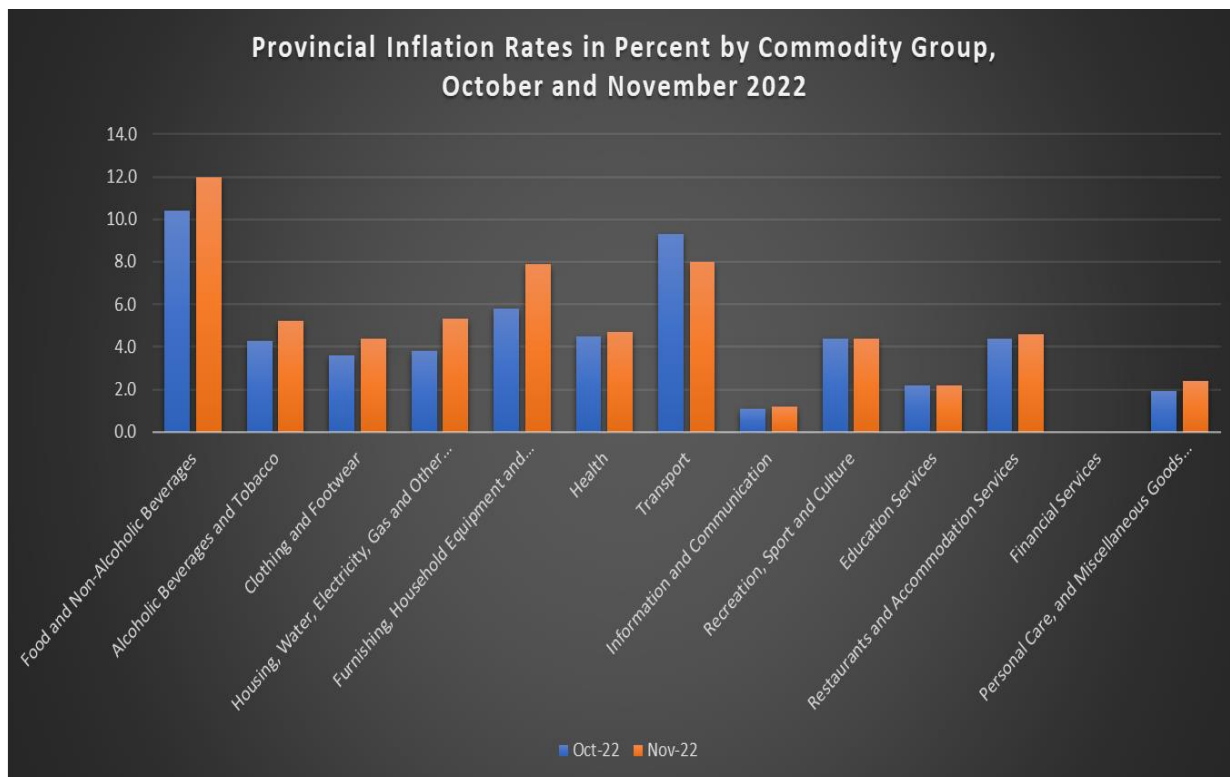
**Figure 1. Year-on-Year Inflation Rates, All Items
In Percent
(2018=100)**



Source: Philippine Statistics Authority, Consumer Price Index Survey

The province's inflation rate has increased from 6.7 percent on October 2022 to 7.7 percent in November 2022. In November of the previous year, inflation was lower at 5.1 percent. (Figure 1)

Figure 2. Provincial Inflation Rates in Percent by Commodity Group, October and November 2022 (2018=100)



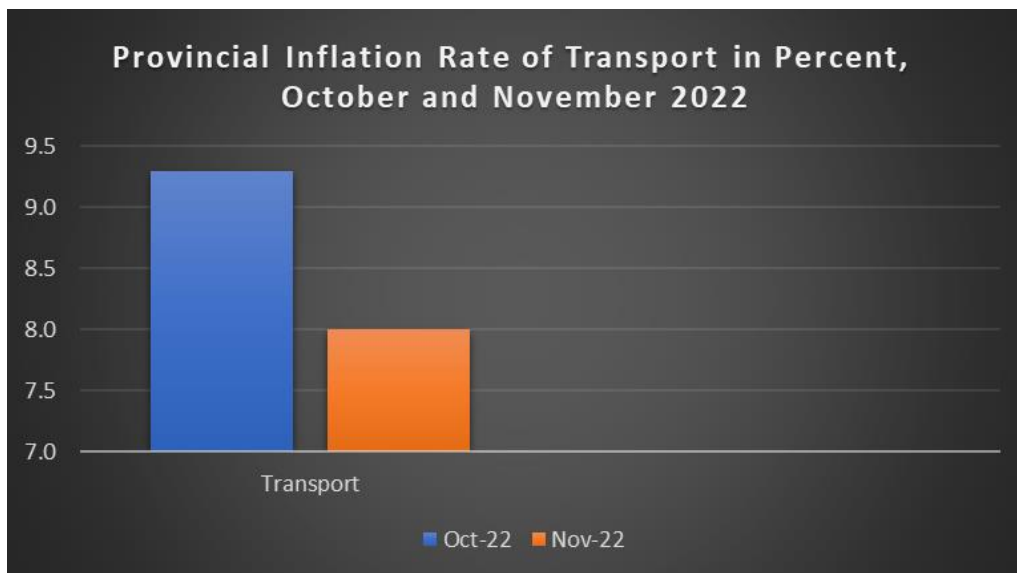
Source: Philippine Statistics Authority, Consumer Price Index Survey

The inflation rates of the following commodity groups were higher during the month of November compared to the previous month:

- a. Food and Non-Alcoholic Beverages, 12.0 percent from 10.4 percent;
- b. Furnishings, Household Equipment, and Routine Household Maintenance, 7.9 percent from 5.8 percent;
- c. Housing, Water, Electricity, Gas and Other Fuels, 5.3 percent from 3.8 percent;
- d. Alcoholic Beverages and Tobacco, 5.2 percent from 4.3 percent;
- e. Health, 4.7 percent from 4.5 percent;
- f. Restaurants and Accommodation Services, 4.6 percent from 4.4 percent;
- g. Clothing and Footwear, 4.4 percent from 3.6 percent;
- h. Personal Care, and Miscellaneous Goods and Services, 2.4 percent from 1.9 percent; and
- i. Information and communication, 1.2 percent from 1.1 percent.



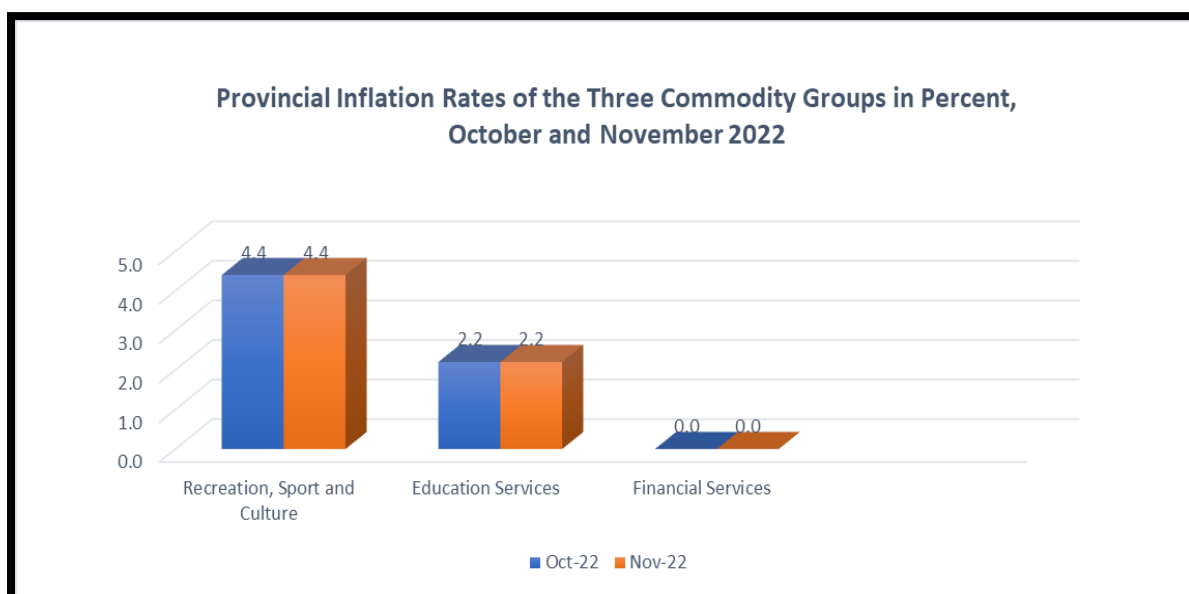
Figure 3. Provincial Inflation Rate of Transport in Percent, October and November 2022 (2018=100)



Source: Philippine Statistics Authority, Consumer Price Index Survey

On the contrary, inflation rate was lower for Transport at 8.0 percent from 9.3 percent. (Figure 3)

Figure 4. Provincial Inflation Rates of the Three Commodity Groups in Percent, October and November 2022 (2018=100)



Source: Philippine Statistics Authority, Consumer Price Index Survey



REPUBLIC OF THE PHILIPPINES
PHILIPPINE STATISTICS AUTHORITY
NEGROS ORIENTAL

Three commodity groups retained their previous month's inflation rates and these were: Recreation, Sport and Culture at 4.4 percent; Education Services at 2.2 percent; and Financial Services at 0.0 percent. (Figure 4)

Prepared by:

ELMER T. BARING
Statistical Analyst

Approved by:

ARIEL T. FORTUITO
Chief Statistical Specialist