



Date of Release: 13 MAY 2022
Reference Number: 2022 - SRGI - OIO

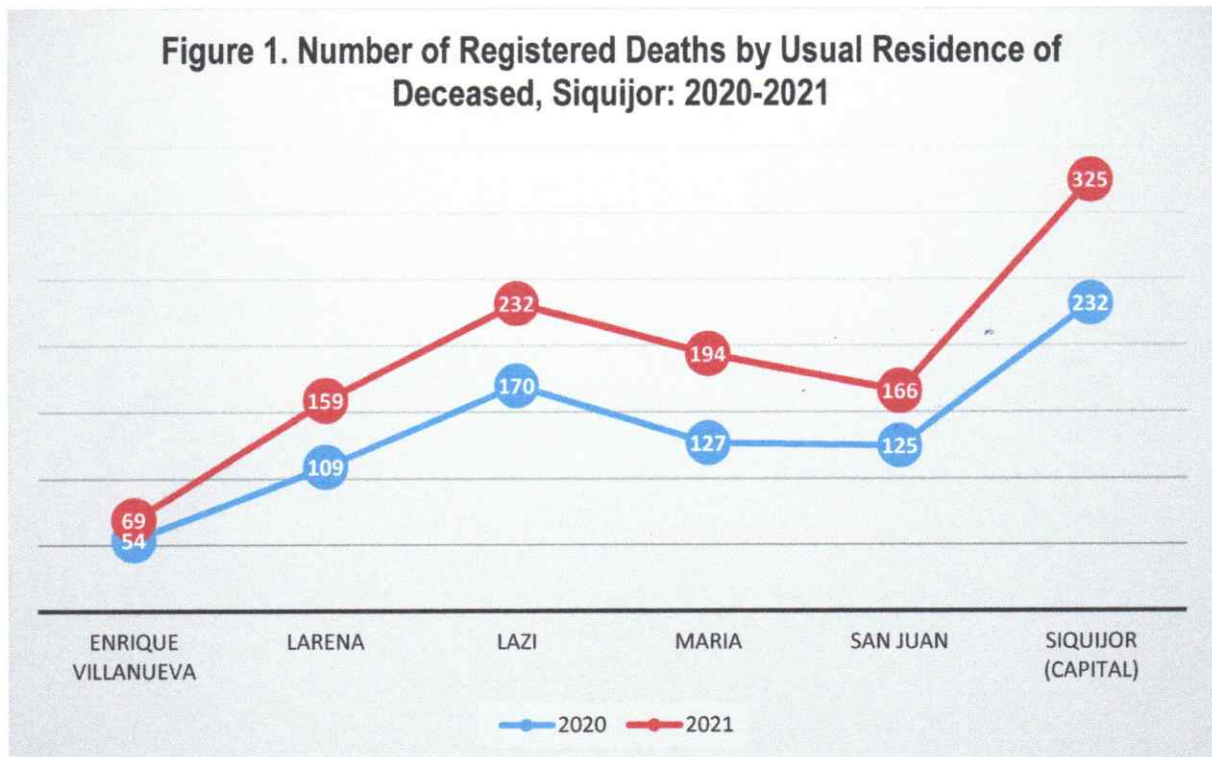
SPECIAL RELEASE

DEATH STATISTICS IN SIQUIJOR: 2020-2021

Recorded deaths between the years 2020-2021 rose in number

The year 2021 recorded 1,145 death occurrences, which is 328 deaths higher than the year 2020. COVID-19 pandemic that hit early 2020's contributed to the number of recorded deaths although this was not the immediate cause of death but a life threatening concern that may lead to death.

Between the two-year period of each municipality, death occurrences rose in number. Siquijor (capital) is notable for its consistent number of death incidents compared with the rest of the municipalities. It shared 28.4 percent of the total number of deaths both in 2020 and in 2021. Municipality of Lazi followed this with 170 or 20.8 percent in 2020 and 232 deaths or 20.3 percent in 2021.



Both the municipalities of Lazi and Siquijor where the Provincial and Medicare Community Hospitals are located contributed to its specific number of deaths.



September and October 2021 recorded numerous number of deaths

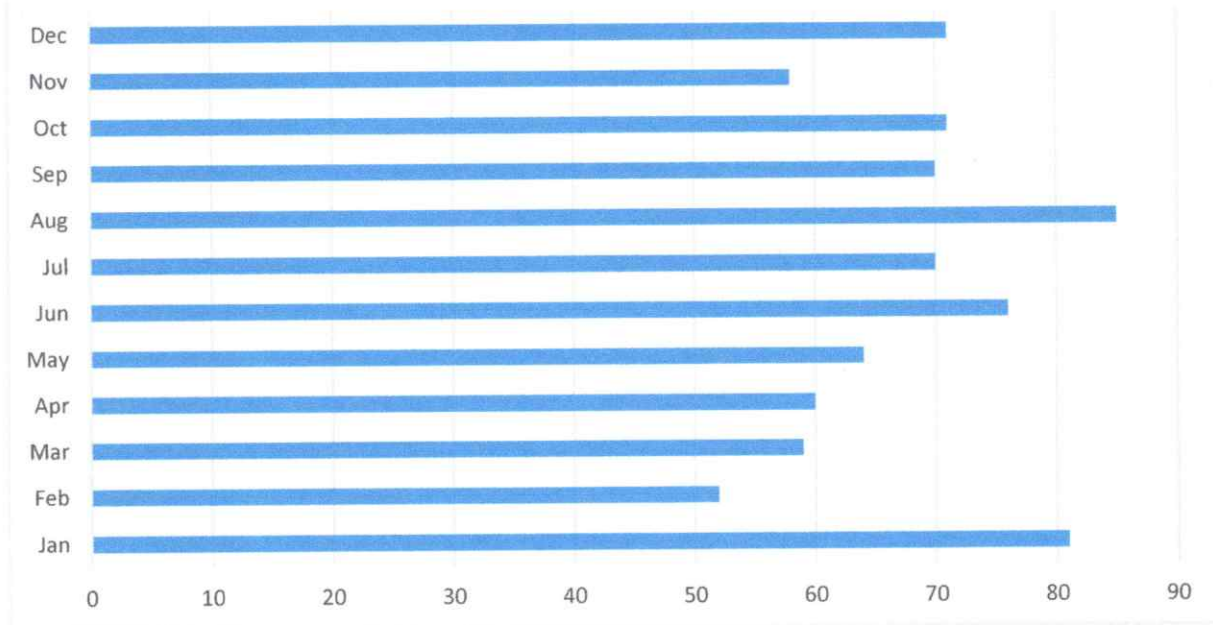
COVID-19 omicron variant hit the province of Siquijor in the months of September and October 2021 that posed a huge number and tripled its digit. It recorded deaths at 165 in September and 283 in October.



On the average, the month of October recorded nine (9) deaths daily while September has five (5) deaths daily. It is also recognizable that comes the months of November until December, number of deaths just mellowed down.

Meanwhile in 2020, all throughout the year Siquijor recorded a consistently double-digit number of deaths. The month of August recorded the highest number at 85 deaths or 10.4 percent of the total number of deaths registered and followed by 81 or 9.9 percent in the month of January (Figure 3).

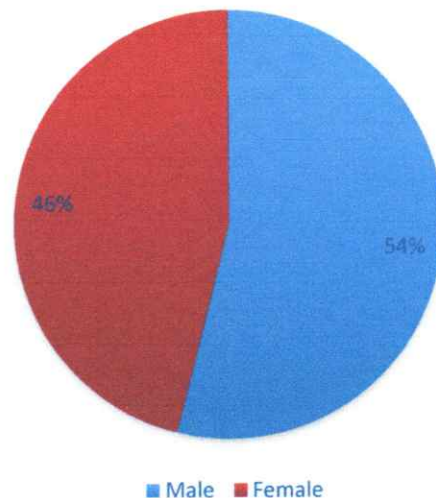
Figure 3. Number of Registered Deaths by Month, Siquijor:
2020



More male deaths in 2020

Out of 817 deaths recorded in Siquijor in 2020, 54 percent were males while 46 percent were females. The said figure reflects that there is a longer life expectancy among females than males. This followed the national death pattern where there were more male deaths than female deaths.

Figure 4. Number of Registered Deaths by Sex,
Siquijor: 2020

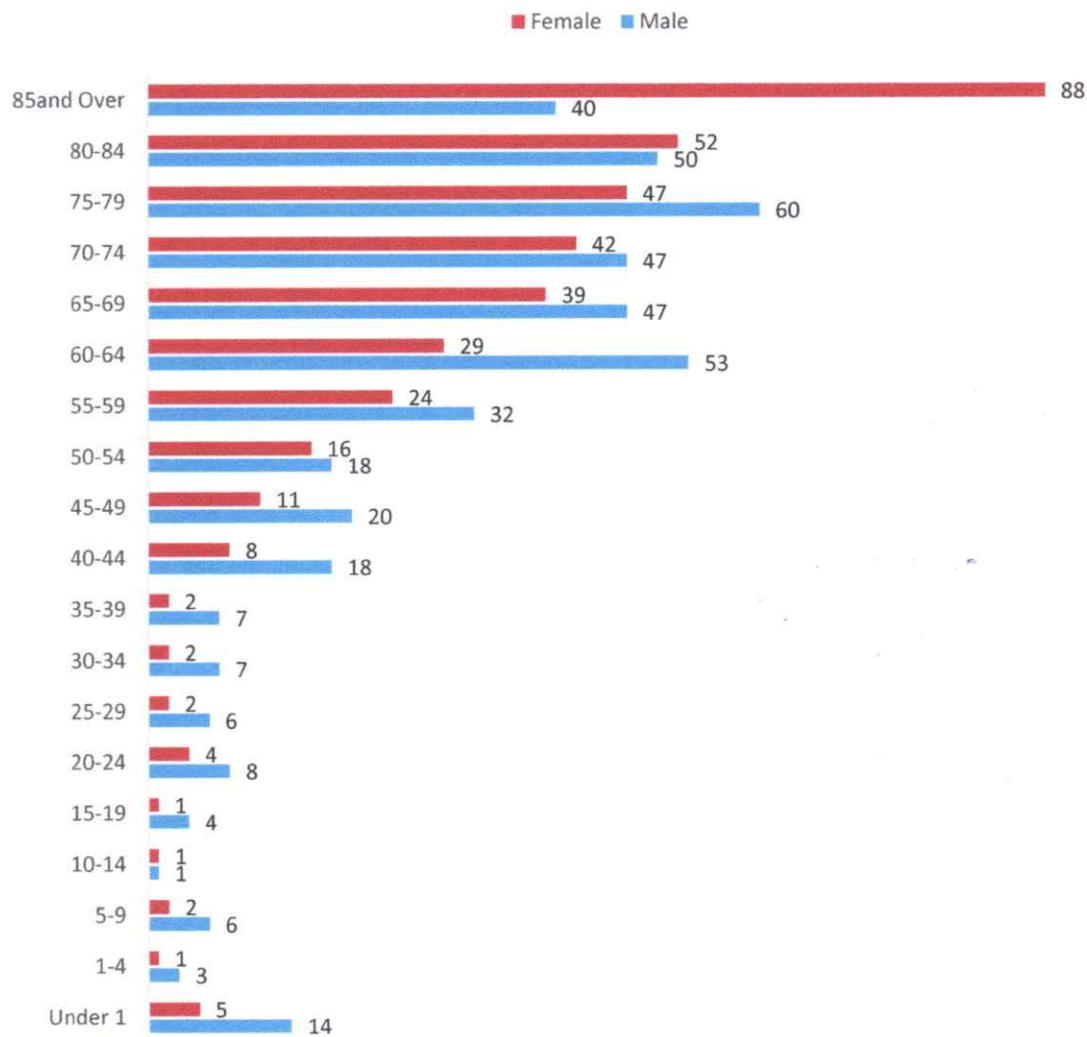




Causes of death changed over time due to the kind of lifestyles Siquijodnons have adopted over time. There were more males expired between the ages of 75-79 at 60 or 7.3 percent. Age group 60-64 years old comes after with 53 deaths or 6.5 percent. While female deaths represent a considerable number between the ages of 85 years old and over pegged at 10.8 percent or 88 female deaths followed by the age group 80-84 years old with 52 deaths. This also conforms globally that women outlived men in terms of longevity.

On the contrary, there were 14 male infant deaths recorded which comprised 1.7 percent of the total number of deaths. This may need an attention to address the concern.

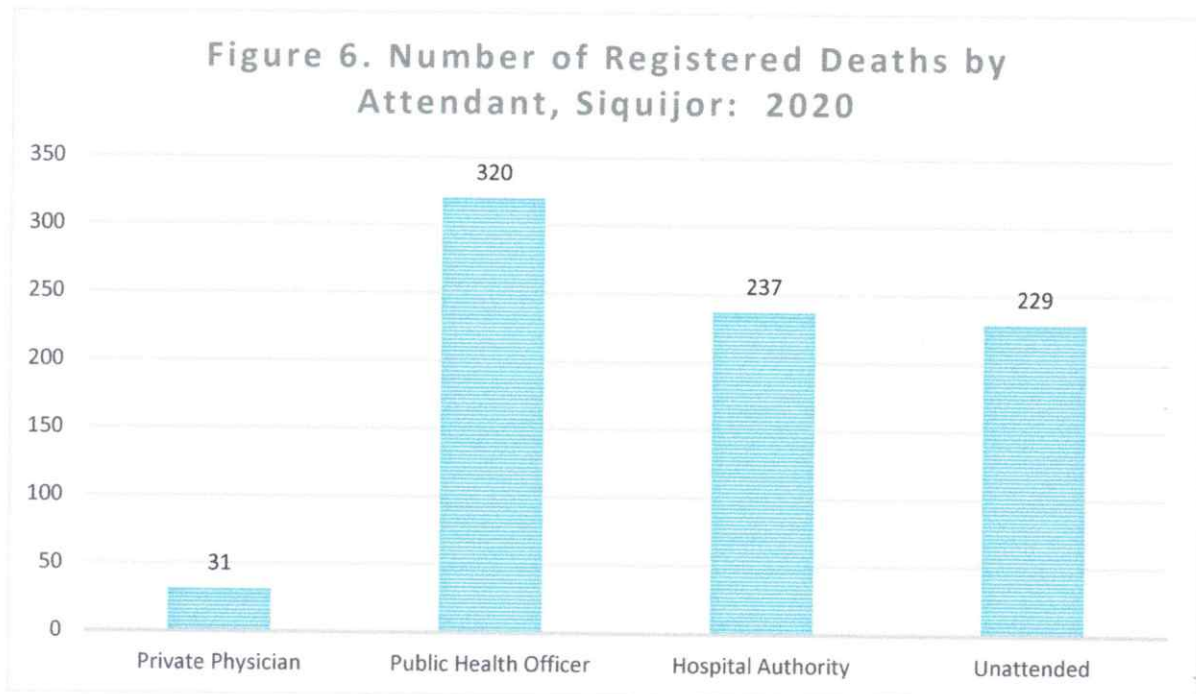
Figure 5. Sex and Age Distribution of Deaths in Siquijor, 2020





Deaths in 2020 were mostly attended by public medical health officers

The recorded deaths were attended mostly by public medical health officers, thus constitutes 68.2 percent or 557 deaths out of 817 deaths. This would translates that Siquijodnons seek for public medical attention than availing of private medical facilities. A percentage of 28.0 percent or 229 deaths was also notable because the number represented the unattended deaths or merely deaths happening at home.




Explanatory Notes:

Data on deaths presented here were obtained from the statistical records in the Philippine Statistics Authority official website (www.psa.gov.ph) released on March 2022. The statistical data available on the said portal are based from the Certificates of Death (Municipal Form No 103) that were registered at the Office of the Municipal Civil Registrars all throughout the province of Siquijor and forwarded to the Philippine Statistics Authority.

Prepared by:


RIZALYN TEODORA G. POSTRADO
Registration Officer II

Approved for Release:


AURELIA M. CANDA
Chief Statistical Specialist

JCM