



Date of Reference: **25 July 2022**
Reference Number: **2022-SR61-020**


SPECIAL RELEASE

SIQUIJOR DOMESTIC TRADE STATISTICS: 1ST QUARTER 2022

Siquijor Port registers a higher number of Passengers for the 1st Quarter of 2022

In the 1st Quarter of 2022, a total of 58,314 passengers were registered to have departed in the ports of Siquijor. The Figure 1 exhibits that only two ports in the Province of Siquijor were in active operation. The Mun. of Siquijor port showed the higher contributor at 63 percent or 37,081 number of passengers while Port of Mun. of Larena with 21,733 or 37 percent of the total number of passengers.

Figure 1. Passenger Distribution by Seaport,
Province of Siquijor
1st Quarter of 2022



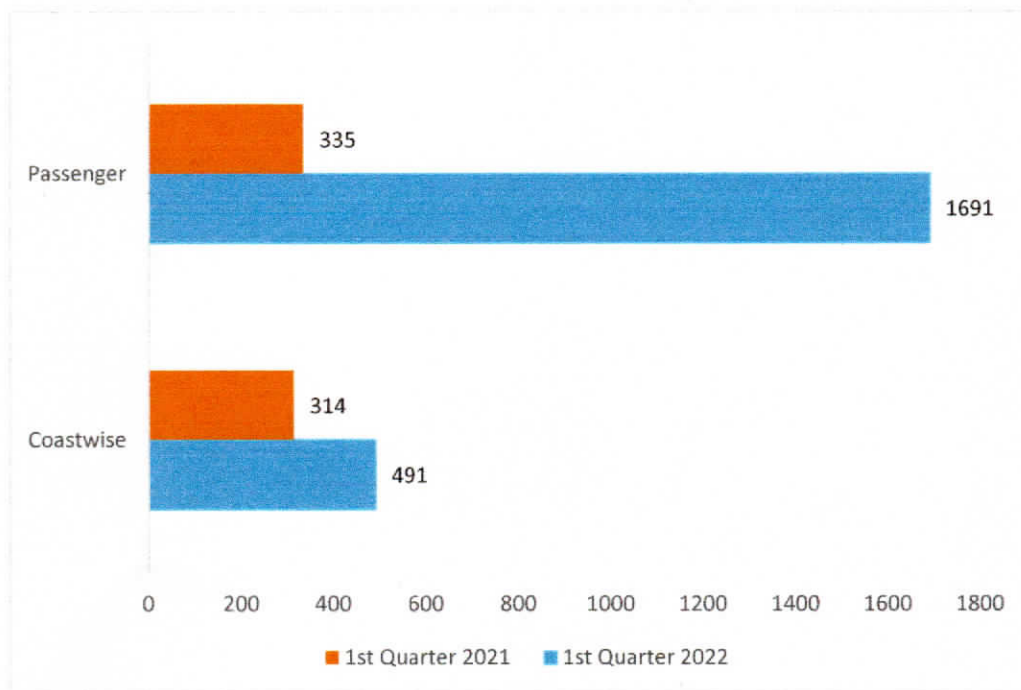
Source: PSA Siquijor, Provincial Data DOMSTAT

Coastal manifests for the 1st Quarter of 2022

For the 1st quarter of 2022 the Province of Siquijor, has a total of 2,182 coastal manifest collected from the two Ports of Siquijor Province, an increase of 236.20 percent compared to the year 2021 1st quarter with 649 coastal manifests.

The collected and processed coastwise manifests for the 1st quarter of the year 2022 increased by 56.37 percent from 491 compared to 314 manifests of the same quarter of 2021. Likewise, an increase of 404.78 percent was recorded from a total of 1,691 collected and processed passenger manifest of the 1st quarter of 2022 compared to 335 same quarter last year 2021.

Figure 2. Collected and Processed Passengers and Coastwise documents for the 1st quarter of 2022



Source: PSA Siquijor, Provincial Data DOMSTAT.

Number of Passengers increase by 1056 percent for the 1st Quarter 2022

The Province of Siquijor transported a total of 58,314 passengers via water for the 1st quarter of 2022, increased of 53,265 passengers or 1055.65 percent compared to the same quarter of 2021 with 5,049 total numbers of recorded passengers. (Figure 3)

The month of January in the 1st quarter of 2022 registered the increased number of passengers with 11,447 or an 869.26 percent increased from the same month of 2021 with 1,181 passengers. Likewise, February 2022 surge by 1269.75 percent with 16,848 to 1,230 passengers recorded in 2021 of the same months. On the other hand, March 2022 intensify at 1039.24 percent or 30,019 passengers compared to March 2021 with 2,635 number of passengers.

Figure 3. Number of Passengers departed at Siquijor Seaports, 1st Quarter of 2021 and 2022

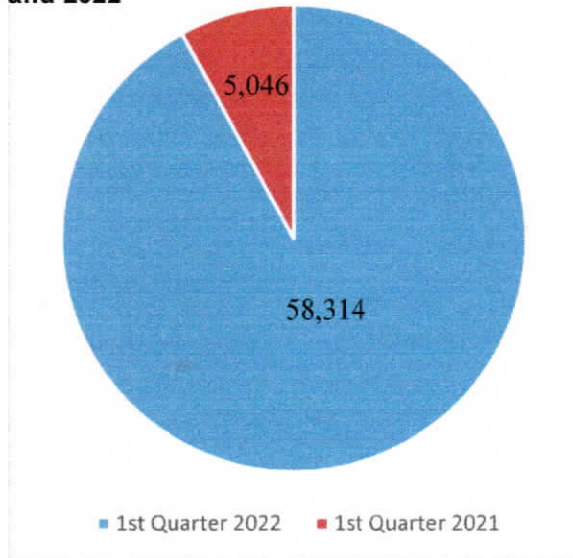


Table 1. Number of Passengers departed at Siquijor Ports for the 1st quarter of the year 2021 and 2021

MONTH	1 st Quarter 2021	1 st Quarter 2022	Percentage Change
January	1,181	11,447	869.26%
February	1,230	16,848	1269.75%
March	2,635	30,019	1039.24%
Total Quarter 1	5,046	58,314	

Source: PSA Siquijor, Provincial Data DOMSTAT

Quantity and Value of Transported Commodities increase by 40 and 80 percent respectively

In the 1st quarter of 2022, the province of Siquijor posted an increased by 39.86 percent for various commodities traded through coastwise or a total of 13,179.008 metric tons compared to the last year's 1st quarter with 9,423.244 metric tons. (Figure 4)

The value of transported commodities also increased by 80.49 percent from 3,645,311 in thousand pesos in the 1st quarter of 2022 compared to 2,019,665 in thousand pesos recorded in the 1st quarter level of 2021. (Figure 5)

Figure 4. Quantity of Transported Commodities

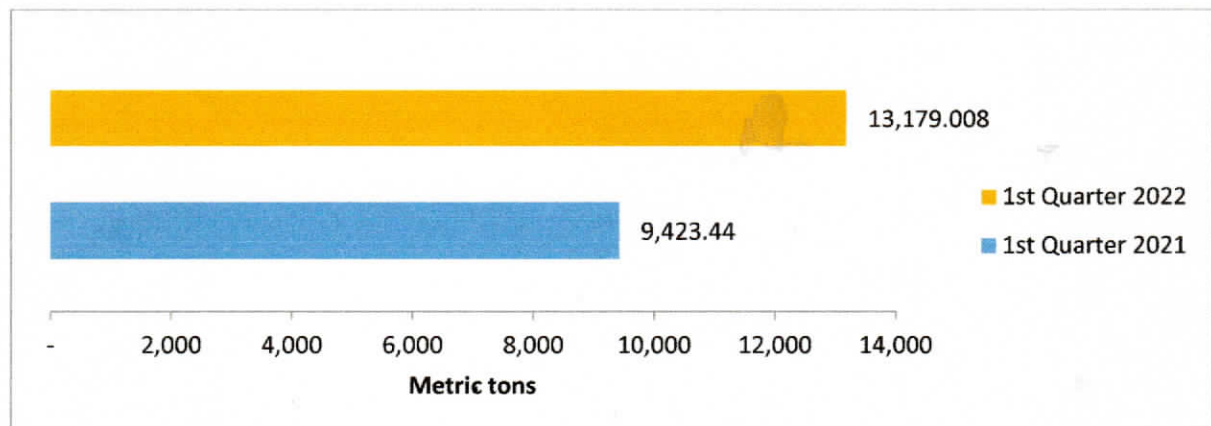
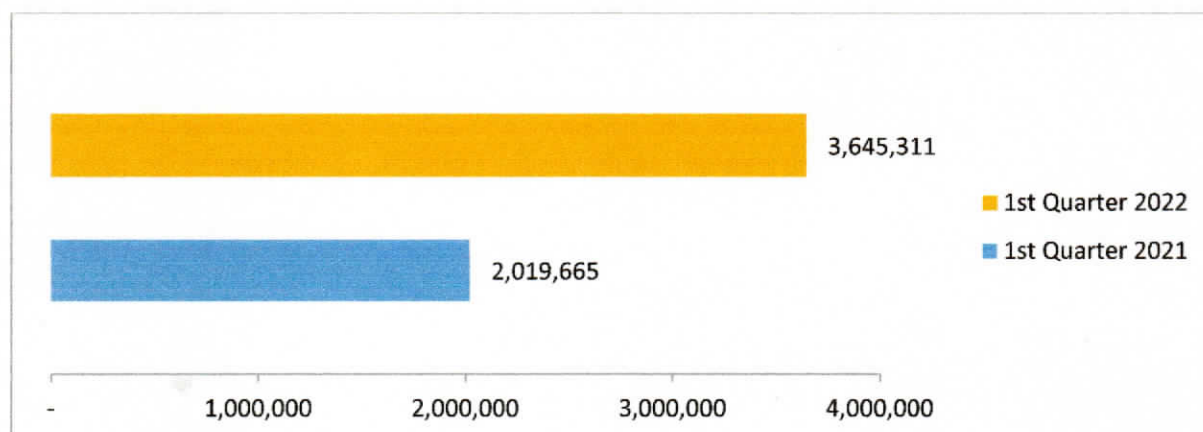


Figure 5. Value of Transported Commodities



Source: PSA Siquijor, Provincial Data DOMSTAT

The coastwise commodity data was based on the collected documents from the two (2) Ports with cargoes transactions.

EXPLANATORY NOTES

Commodity flow or domestic trade statistics is a compilation of data on commodities carried through air, rail and water transport system of the country.

There are three divisions of domestic trade statistics, identified as: Air Statistics, Rail Trade Statistics and Coastwise Trade and Passenger Statistics.

The Philippine Statistics Authority, Siquijor Provincial Office collected the Coastal Trade and Passenger Statistics because it is only the division of the domestic trade statistics that is available in the Island Province of Siquijor.

Passenger trade and coastwise statistics refers to the flow of passenger and commodities these were transported from one port to another with in the country through the water transport system.

The basic principle of this special release was the collected and processed data came from the two active ports of Siquijor Province namely Siquijor and Larena seaport. The deadline of submission of data files to the Central Office on or before the 30th day of the reference month.

GLOSSARY OF TERMS

Domestic commodity flow refers to the flow of goods and/or commodities through air, water and rail transport system in the country.

Outflow refers to the total value of goods and/or commodities coming out into a specified region/province.

Inflow refers to the value of goods and/or commodities coming into a specified region/province.

Port/Station of Origin refers to the port or station where the cargoes originally came from.

Port/Station of Destination refers to the port or station where the cargoes are destined for.

Freight refers to charges on cargoes paid for the transportation of goods and/or commodities for one port or station to another.

Value refers to the peso equivalent of a particular commodity.

Quantity or Weight refers to the total amount or volume of a particular commodity.

LIMITATION OF DOMESTIC TRADE STATISTICS

Domestic trade statistics contained in this report pertains to the flow of goods through seaports and airports in the country, whether for government or private use or for commercial purposes. Domestic trade through land is excluded because of the absence of an approach to capture data in the archipelagic island of the country. Since, 2007 rail transport statistics are excluded due to the rehabilitation and upgrading of the Philippine National Railway (PNR). Airway bills, on the other hand are collected only from domestic airlines which accounted for transaction that pass through all domestic airports in the country.

Commodities and/or goods that are excluded in the compilation of data are the following:

- a. Fish and other marine products landed directly from the sea;
- b. Fishing ports;
- c. Goods transported by vessels of the Philippine Navy;
- d. Logistics goods intended for the vessel and the crew;
- e. Cadaver; and
- f. Vessels not carrying any cargo/passenger, wherein the vessel master indicates "NIL CARGO/PASSENGER" in the coasting manifest or passenger documents.

Prepared by:


JAY B. CABARON
Assistant Statistician

Approved for release:


AURELIA M. CANDA
Chief Statistical Specialist


JCM/JBCA/RTGP