



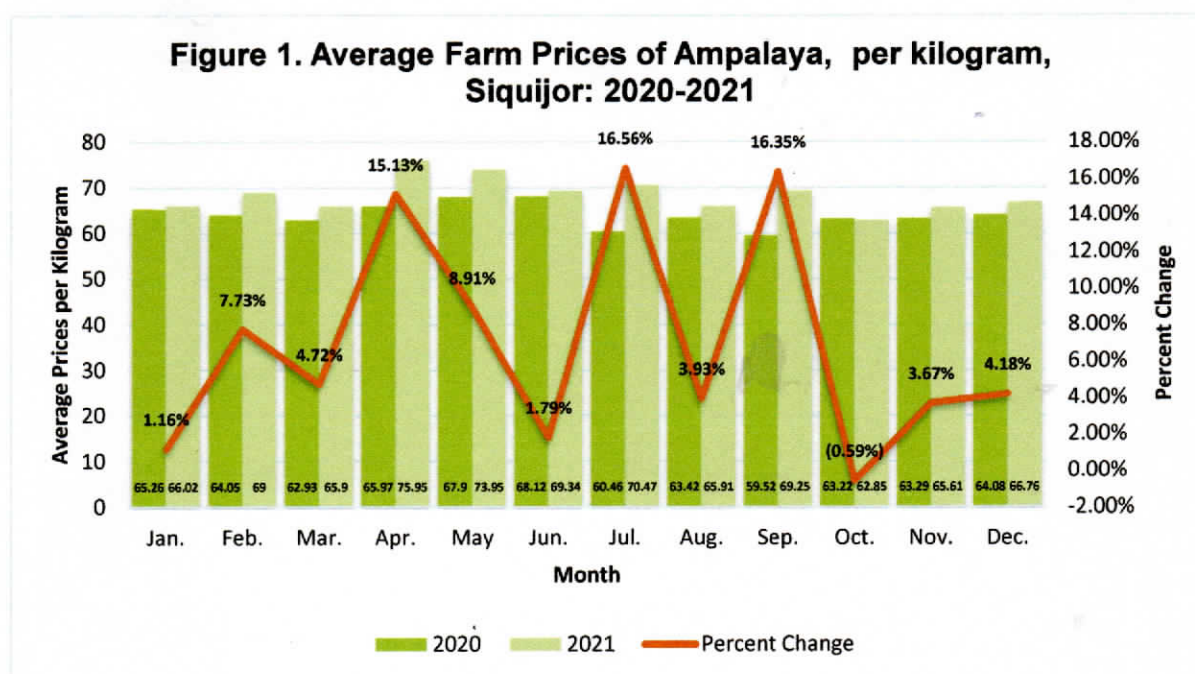
# SPECIAL RELEASE

## FARM PRICES STATISTICS ON SELECTED CROP COMMODITIES, 2020 - 2021

Date of Release: 24 August 2022  
 Reference Number: 2022-SR61-023

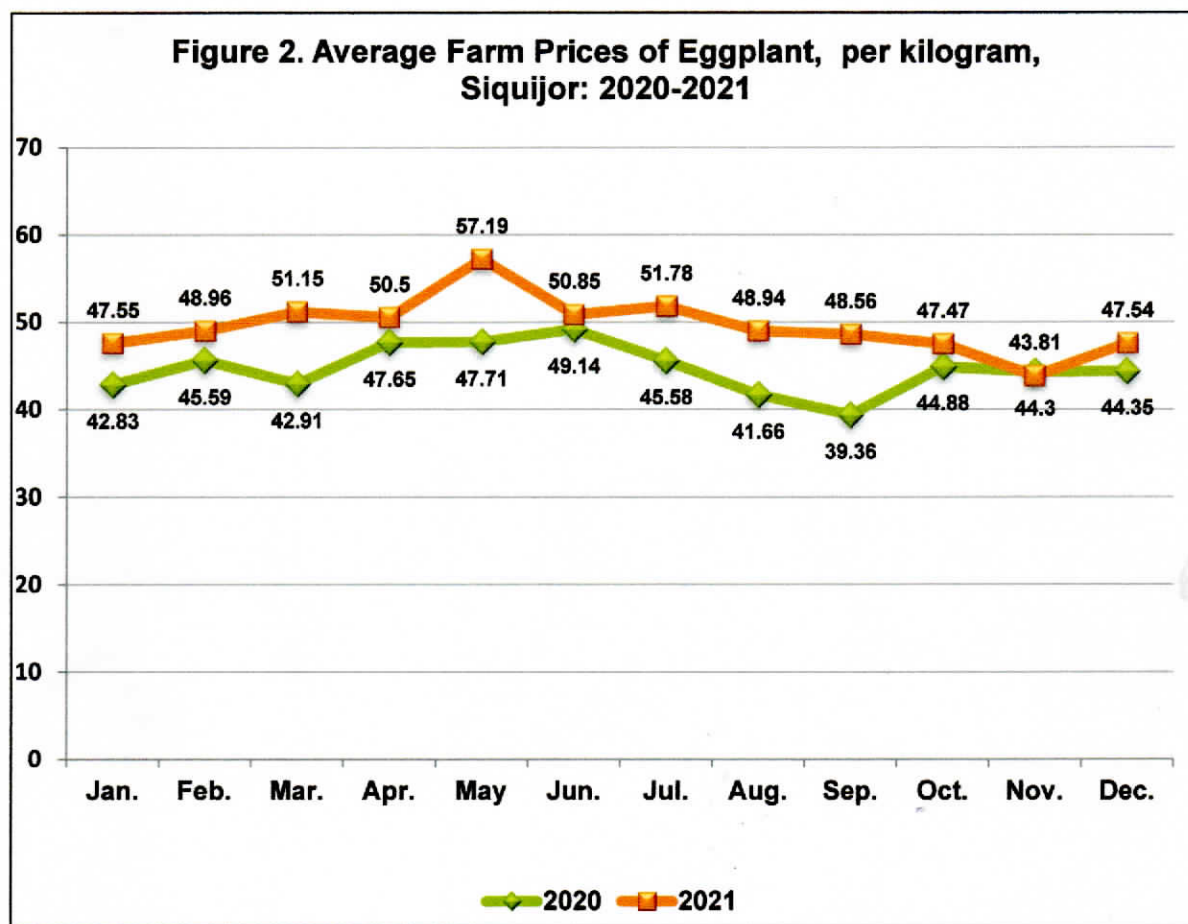
### Average Farm Prices of Ampalaya

The average farmgate prices of ampalaya from January to December in 2021 mostly increased compared to its record in 2020. Big price increases were noted in April, July and September with significant price increments of 15.13 percent, 16.56 percent and 16.35 percent, respectively. The highest price in 2020 was noted in June with its price posted at PhP68.12 per kilogram. The lowest was in September with a reported average farmgate price of PhP59.52 per kilogram. In 2021, the highest price was in April with an average price of PhP75.95 per kilogram. The lowest price was in October with an average price report of PhP62.85 per kilogram.



## Average Farm Prices of Eggplant

The lowest farmgate price of eggplant in 2020 was reported in September. Its price was posted at PhP39.36 per kilogram. The highest farmgate price was noted in November with a price record of PhP49.14 per kilogram. The lowest average price in 2021 was noted in November. It posted a record of PhP43.81 per kilogram. The highest price was recorded in May with its price report of PhP57.19 per kilogram. This month also registered the highest increase by PhP9.48 from its record of PhP47.71 per kilogram in 2020. Meanwhile, its price in November slid down from PhP44.30 per kilogram in 2020 to PhP43.81 per kilogram in 2021.



## Average Farm Prices of Okra

The reported average farmgate prices of okra showed that in 2020, October had the lowest price of PhP39.08 per kilogram, while June had the highest price of PhP45.63 per kilogram. In 2021, the lowest price was PhP36.22 per kilogram and was noted in November. The highest price was registered in January with a price of PhP44.56 per kilogram. Its prices in May, June, August, September, October, November and December in 2021 was down by 4.91 percent, 2.83 percent, 13.67 percent, 6.06 percent, 5.68 percent, 14.17 percent and 14.14 percent, respectively compared to its record in 2020. On the contrary, its prices in January, February, March, April and July went up by 12.81 percent, 0.17 percent, 6.44 percent, 1.82 percent and 7.87 percent, respectively comparing again to its record in 2020.

**Figure 3. Average Farm Prices of Okra, per kilogram, Siquijor: 2020-2021**

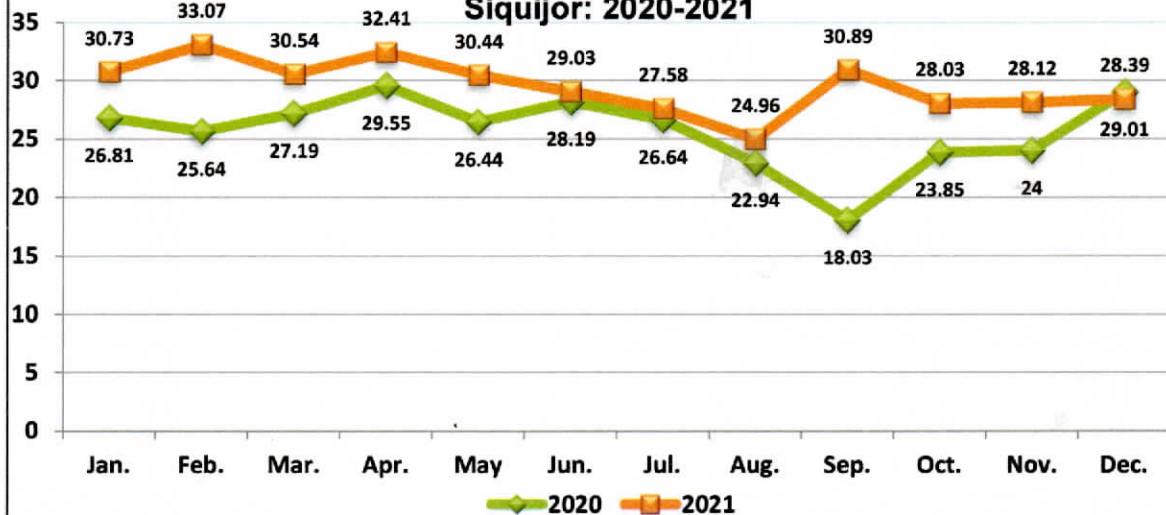


### Average Farm Prices of Squash

The average farmgate price of squash increased from January to November in 2021 compared to its same months' record in 2020. The highest increment was registered in September with a price difference of PhP12.86 or from PhP18.03 per kilogram in 2020 to PhP30.89 per kilogram in 2021. The lowest increment was registered in June with a price difference of PhP0.84 or from PhP28.19 per kilogram in 2020 to PhP29.03 per kilogram in 2021. In 2020, the lowest price was reported in September at PhP18.03 per kilogram, while the highest was in April at PhP29.55 per kilogram. In 2021, the lowest price was noted in August at PhP24.96 per kilogram, while the highest was in February at PhP33.07 per kilogram.

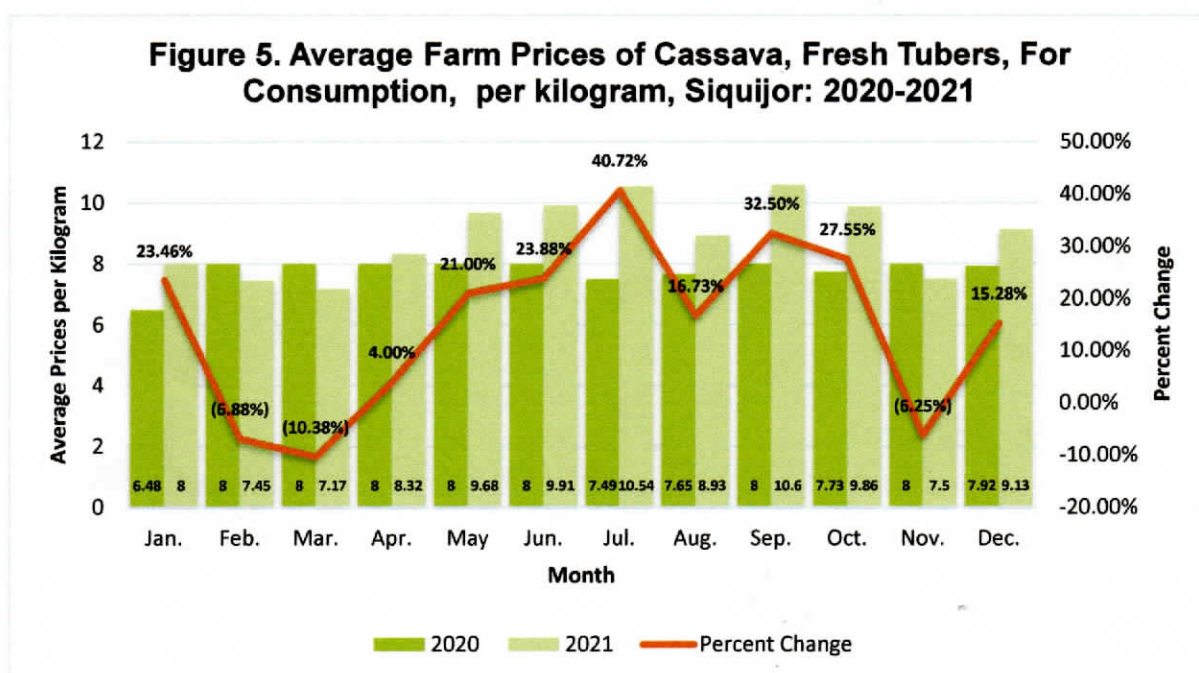
However, its price decreased in December from PhP29.01 per kilogram in 2020 to PhP28.39 per kilogram in 2021.

**Figure 4. Average Farm Prices of Squash, per kilogram, Siquijor: 2020-2021**



## Average Farm Prices of Cassava, Fresh Tubers, For Consumption

The average farmgate prices of cassava increased in January, April, May, June, July, August, September, October and December 2021 compared to its same months' average farmgate prices in 2020. However, it decreased in the months of February, March and November 2021 compared to the same months in 2020. January in 2020 posted the lowest price at PhP6.48 per kilogram, while February, March, April, May, June, September and November posted the highest prices at the same level of PhP8.00 per kilogram. The lowest price in 2021 was registered in November at PhP7.50 per kilogram, while the highest price was registered in September at PhP10.60 per kilogram. Comparing the price movements between 2020 and 2021, the lowest price difference was recorded in April. Its price in 2020 was at PhP8.00 per kilogram and went up to PhP8.32 per kilogram in 2021 which gained a price increment of only PhP0.32. The highest price movement was listed in July. Its price in 2020 was at PhP7.49 per kilogram and it moved up to PhP10.54 per kilogram in 2021. This resulted to a price increment of PhP3.05 or a 40.72 percent price increase.



## Average Farm Prices of String Beans

Farmgate prices of string beans played between PhP45.25 to PhP57.82 in 2020. In September, its price was recorded at PhP45.25, the lowest price of the year. The highest price was listed at PhP57.82 in the month of December and noted as the highest price of the year. In 2021, its price played between PhP50.33 to PhP61.55. The lowest price was reported in November at PhP50.33 per kilogram, while the highest price was reported in February at PhP61.55 per kilogram. The lowest price movement between 2020 and 2021 was noted in October with a price decrement of PhP0.18 or from PhP51.31 in 2020 to PhP51.13 in 2021. The highest price movement was observed in May with a price increment of PhP9.09 or from PhP46.79 in 2020 to PhP55.88 in 2021.

**Figure 6. Average Farm Prices of String Beans, per kilogram, Siquijor: 2020-2021**



**Average Farm Prices of Banana, Latundan, Green**

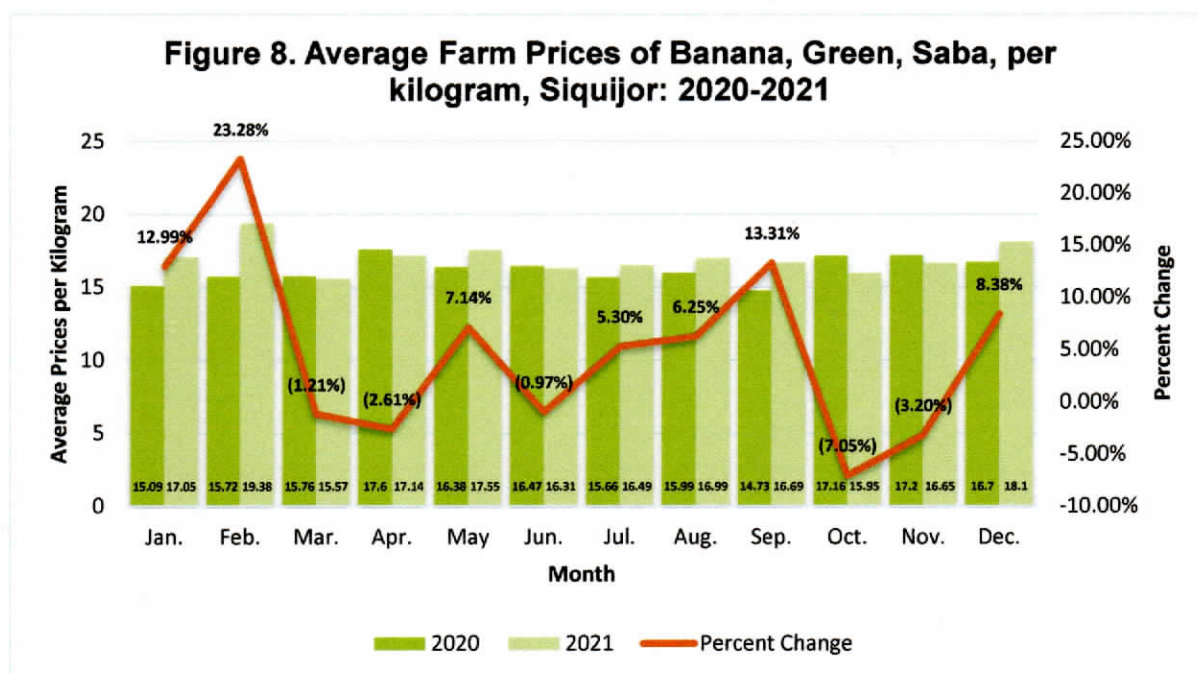
Comparing the average farm prices of banana, latundan, green between 2020 and 2021, it moved up in January to September and in December 2021. The highest increment was in March with a price difference of PhP4.54. Its average price in 2020 was only at PhP23.90 per kilogram, but in 2021 it moved up to PhP28.44 per kilogram. On the contrary, prices slid down in the months of October and November 2021. Its price in October marked the highest decrement with a price difference of PhP1.43. In 2020, its average price was PhP26.53 per kilogram and it went down to PhP25.10 per kilogram in 2021.

**Figure 7. Average Farm Prices of Banana, Green, Latundan, per kilogram, Siquijor: 2020-2021**



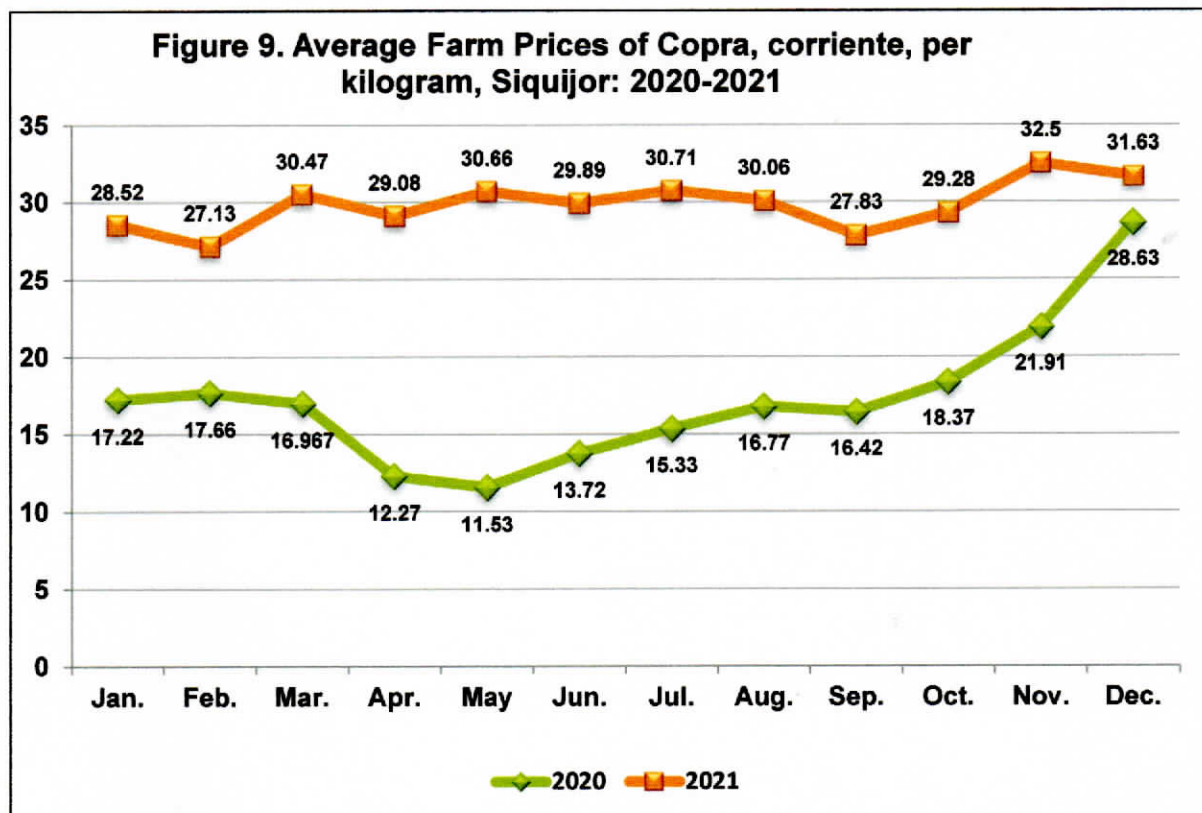
## Average Farm Prices of Banana, Saba, Green

Different movements on average farmgate prices of banana, green, saba were observed, from 2020 and 2021. In the months of January, February, May, July, August, September and December its prices moved up from PhP15.09 to PhP17.05, from PhP15.72 to PhP19.38, from PhP16.38 to PhP17.55, from PhP15.66 to PhP16.49, from PhP15.99 to PhP16.99, from PhP14.73 to PhP16.69 and from PhP16.70 to PhP18.10 per kilogram, respectively. However, in the months of March, April, June, October and November its prices moved down from PhP15.76 to PhP15.57, from PhP17.60 to PhP17.14, from PhP16.47 to PhP16.31, from PhP17.16 to PhP15.95 and from PhP17.20 to PhP16.65 per kilogram, respectively.



## Average Farm Prices of Copra, Corriente

Farmgate prices of copra, corriente all increased from January to December in 2021 compared to January to December in 2020. Its prices in 2020 ranged from PhP11.53 to PhP28.63 per kilogram, while it ranged from PhP27.13 to PhP32.50 per kilogram in 2021. The lowest price increase was reported in December with a price of PhP28.63 per kilogram in 2020 and moved up to PhP31.63 per kilogram in 2021 which registered a price increment of PhP3.00. However, the highest price increase was observed in May with a price of PhP11.53 per kilogram in 2020 and it increased to PhP30.66 per kilogram in 2021. It resulted to a price improvement by 165.92 percent or a price increment of as high as PhP19.13.



### TECHNICAL NOTES

The information on Farm Prices Statistics on Selected Crop Commodities was derived from the Farm Prices Survey. These prices are determined at the farmgate transactions and are also known as “Producer Prices”. “Farmgate Prices” or “Producer Prices” are prices received by farmers for the sale of their produce, at the first point of sale, net of freight cost. These prices depend on the place of sale which may be within the production site, at the wholesale market or other areas. At each point of sale, every respondent will be asked the volume sold and freight cost in marketing their product. If a farmer marketed several times during the reference period, the latest quantity sold and prices obtained are reported. Collection of data is done monthly, during the last 10 days of the month. The reference period is days 1 to 30 of the reporting month.

Commodities monitored by province are pre-determined based on four (4) criteria, namely:

1. major produce of the province in terms of volume of production
2. priority crop of the province
3. national commodity and the province is one of the major producers
4. determined as Producers’ Price Index (PPI) of the agricultural commodities

5. highlighted commodity of the province as input to valuation of Provincial Product Account (PPA)

The general purpose of the Farm Prices Survey (FPS) is to gather reliable price information at the farm level. The specific objectives are:

- 1) to generate estimates on farmgate prices of major agricultural commodities;
- 2) to develop sets of price indices and to measure the purchasing power of growers of selected agricultural products;
- 3) to analyze the seasonal trends and variations in agricultural prices;
- 4) to serve as input for forecasting future supply, demand and prices of agricultural commodities;
- 5) to assist policy makers in the formulation, implementation and administration of economic programs; and
- 6) to guide farmers/raisers in their decision making relative to their agricultural activities geared towards improvement of their profitability.

**NOTE:**

Not all Farm Prices commodities monitored in the province have data series due to on and off trading.

Prepared by:

  
**ERIC L. BALIOS**  
Statistical Specialist II

Approved for release:

  
**AURELIA M. CANDIA**  
Chief Statistical Specialist

  
JBCA/JCM/RTGP