



Republic of the Philippines

Philippine Statistics Authority

SIQUIJOR

SPECIAL RELEASE

Date of Reference: 23 SEPTEMBER 2022

Reference Number: 2022-SR61-028

Highlights of the Population of the Municipality of Maria in Siquijor Province, 2020 Census of Population and Housing (2020 CPH)

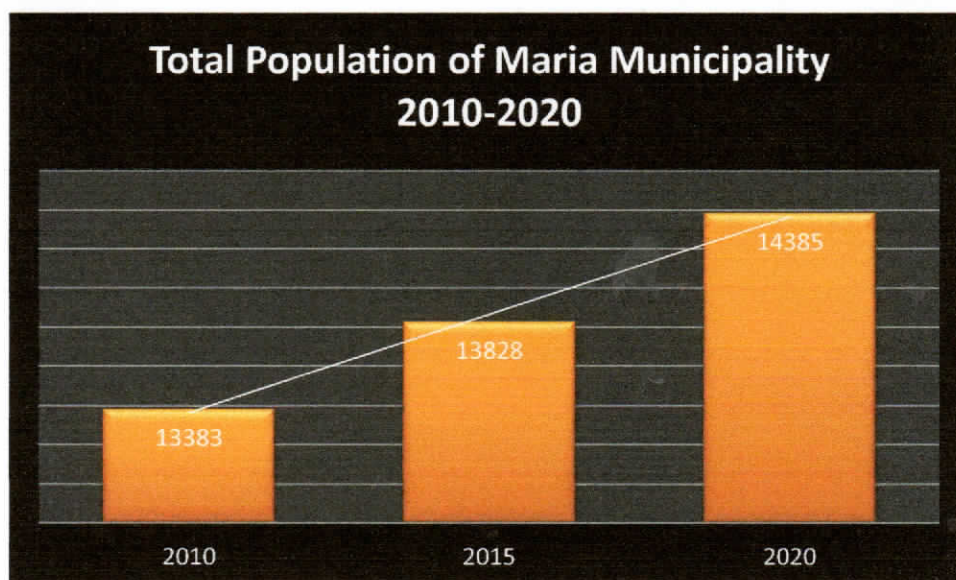
As of 01 May 2020, the population of the municipality of Maria, including Filipinos in Philippine embassies, consulates and missions abroad is 14,385 persons based on the 2020 Census of Population and Housing (2020 CPH).

The population for 2020 has increased by 557 persons from the population of 13,828 in 2015. It is also more than 1,002 persons compared with the population of 13,383 in the 2010 Census of Population and Housing. (Table 1)

Table 1. Total Population of the Municipality of Maria Based on Various Censuses

Census Year	Census Reference Date	Total Population
2020	May 1, 2020	14,385
2015	August 1, 2015	13,828
2010	May 1, 2010	13,383

Source: Philippine Statistics Authority



3/F Siquijor Business and Convention Center, Poblacion, Siquijor 6225

• Mobile Phone Number: (+63) 9319130423 • Telephone Number: (035) 542-5239 / (035) 542-5371
www.psa.gov.ph • email psa07.siquijor@gmail.com

From 2015 to 2020, the population of the municipality of Maria has increased by 0.83% annually. While from 2010-2015, the population growth rate (PGR) was 0.62%. (Table 2)

Table 2. Annual Population Growth Rate of the Municipality of Maria

Intercensal Period	Annual Population Growth Rate (%)
2015 to 2020	0.83
2010 to 2015	0.62

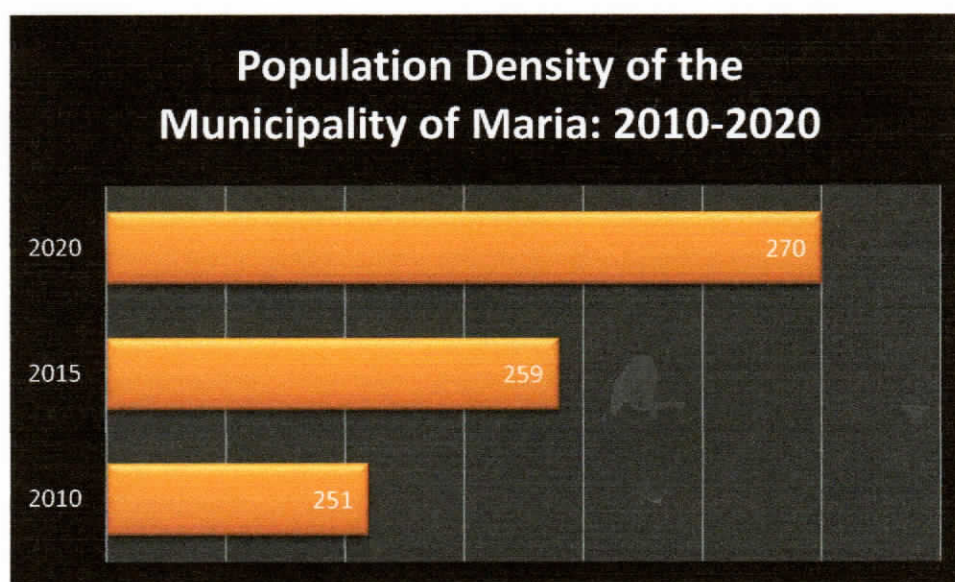
Source: Philippine Statistics Authority

With a total land area of approximately 53.37 square kilometers, the population density of the municipality of Maria in 2020 was posted at 270 persons per square kilometer. This represents an increase of 11 persons per square kilometer from the population density of 259 persons per square kilometer in 2015. In 2010, there were 251 persons residing in every square kilometer of land. (Table 3)

Table 3. The Municipality of Maria Population Density Based on Various Censuses

Census Year	Area (in Square Km)	Population Density (Persons Per Sq. Km.)
2010	53.37	251
2015	53.37	259
2020	53.37	270

Source: Philippine Statistics Authority



The municipality of Maria ranked 5th among the six municipalities in Siquijor province with 14,385 persons. It is composed of 22 barangays.

Out of the 22 barangays in this municipality, Barangay Liloan was the most populous in 2020 with 1,459 persons followed by Barangays Poblacion Norte and Nabutay at 1,153 persons and 1,000 persons respectively. Table 4.

Table 4. Five Most Populous Barangays in Maria: 2020

Rank	Barangay	Total Population
1	Liloan	1,459
2	Poblacion Norte	1,153
3	Nabutay	1,000
4	Bogo	851
5	Minalulan	843

Source: Philippine Statistics Authority

In 2020, Barangay Pisong B was the least populous barangay with 248 persons, followed by Barangays Pisong A and Cabal-asan with 366 persons and 389 persons respectively. Table 5.

Table 4. Five Least Populous Barangays in Maria: 2020

Rank	Barangay	Total Population
1	Pisong B	248
2	Pisong A	366
3	Cabal-asan	389
4	Cantugbas	412
5	Sawang	444

Source: Philippine Statistics Authority

Technical Notes

The 2020 Census of Population and Housing (CPH) was undertaken by the Philippine Statistics Authority in September 2020 as mandated by Republic Act No. 10625, otherwise known as the **Philippine Statistical Act of 2013**. It was the 15th census of population and 7th census of housing that was undertaken since the first census in 1903. The 2020 CPH was designed primarily to take an inventory of the total population and housing units all over the Philippines and collect information about the demographic, social, economic and cultural characteristics and facilities of the housing units. The reference period for the 2020 CPH was 01 May 2020 (12:01 a.m.). The enumeration was delayed and conducted in September 2020 due to the pandemic problem caused by Covid-19.

Definition of Terms

Census of Population and Housing refers to the complete process of collecting, compiling, evaluating, analyzing, publishing and disseminating data about the population and housing units in the country.

Total Population is composed of household population plus the institutional population.


Population Growth Rate is an annual average rate of change of population size during a specified period.

Population Density is a measurement of the number of people in an area. It is calculated by dividing the number of persons by the area and is usually shown as the number of persons per square kilometer.

Prepared by:


JILL BERNADETTE C. ABING
Statistical Specialist II

Approved for release:


AURELIA M. CANDIA
Chief Statistical Specialist


JCM/RTGP