



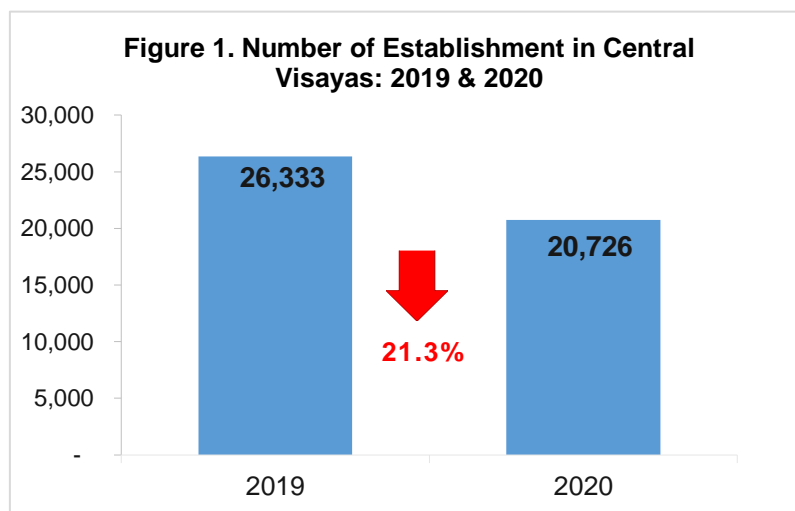
SPECIAL RELEASE

2020 Annual Survey of Philippine Business and Industry in Central Visayas

Date of Release: 13 January 2023
Reference No.: 2023-SR07-004

There are 20, 726 establishment in the formal sector of the economy in Central Visayas

In Central Visayas, there were a total of 20,726 establishments in the formal sector of the economy in 2020. This number is lower by -21.3 percent than the 26,333 estimated number of establishments in 2019. (Figure 1)



Source: Philippine Statistics Authority

Central Visayas exhibited the same characteristics at the national level with the Services sector posting the highest number of establishments at 18,041 or 87.0 percent of the total establishments in 2020. Industry sector ranked second with 2,499 establishments or 12.1 percent of the total. On the other hand, Agriculture sector recorded the least number of establishments of 186 or 0.9 percent of the total. (Figure 2)

Top three (3) Highest Sectors in Central Visayas

Among the sectors, Wholesale and Retail Trade; Repair of Motor Vehicles and Motorcycles led in terms of number of establishments with 7,261 or 35.0 percent share



Management System
ISO 9001:2015
www.tuv.com
ID 9108640991

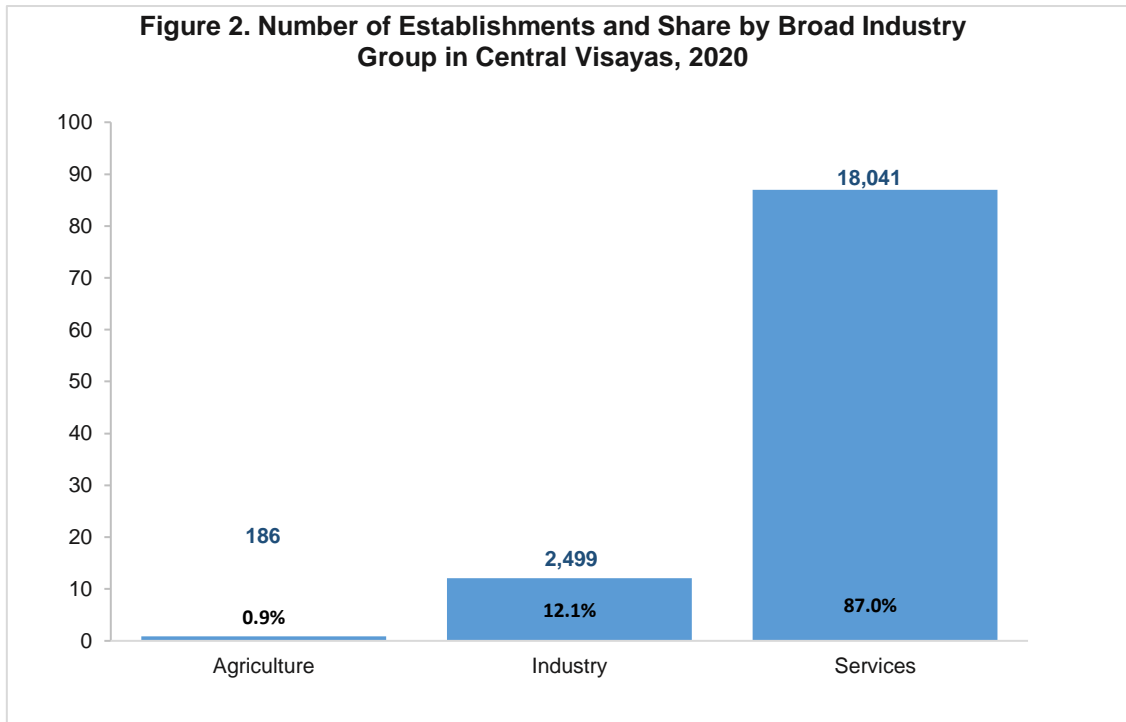


2nd Floor Gaisano Capital South Bldg., Colon St., Cebu City, Cebu
Telefax: (032) 412-6794, Telephone: (032) 256-0592
Website: rss007.psa.gov.ph, email: psa07.rss0@gmail.com

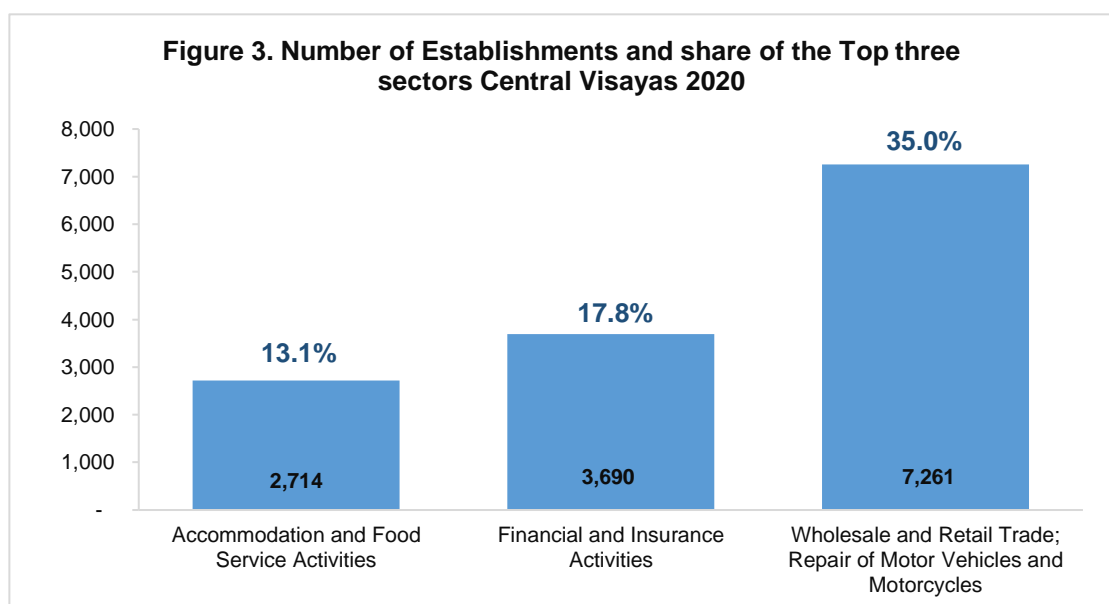


SPECIAL RELEASE

to the total. Financial and Insurance Activities placed second with 3,690 establishments or 17.8 percent. Accommodation and Food Service Activities ranked third with 2,714 establishments or 13.1 percent of the total. (Figure 3)



Source: Philippine Statistics Authority



Management System
ISO 9001:2015
www.tuv.com
ID 9108640991



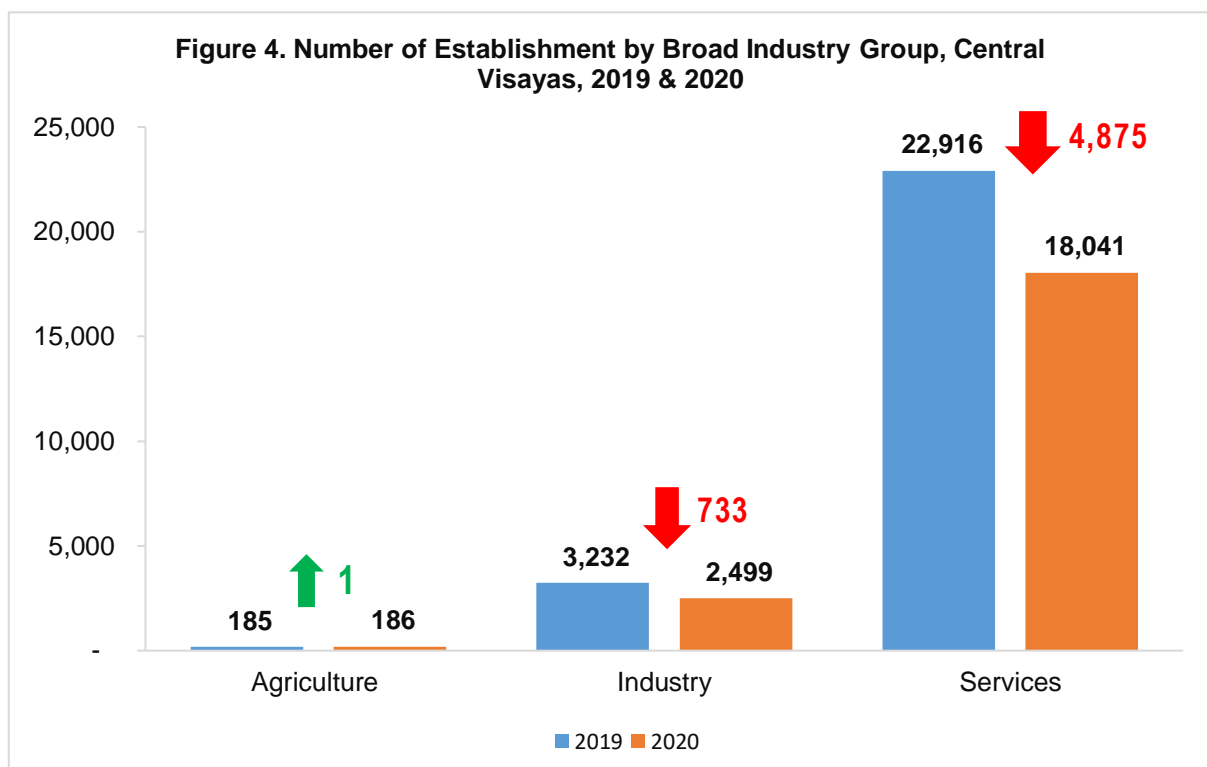
2nd Floor Gaisano Capital South Bldg., Colon St., Cebu City, Cebu
Telefax: (032) 412-6794, Telephone: (032) 256-0592
Website: rss007.psa.gov.ph, email: psa07.rss0@gmail.com



SPECIAL RELEASE

Source: Philippine Statistics Authority

In terms of level, the recorded number of establishments for Services sector was estimated at 18,041 in 2020. This was lower by 4,875 than the 22,916 establishments in 2019. Industry sectors recorded a total of 2,499 establishments in 2020 from 3,232 establishments in 2019, translating to a decrease of 733 establishments. Meanwhile, the number of establishments for Agriculture sector increased to 186. This was higher by 1 establishment than the 185 establishments in 2019. (Figure 4)



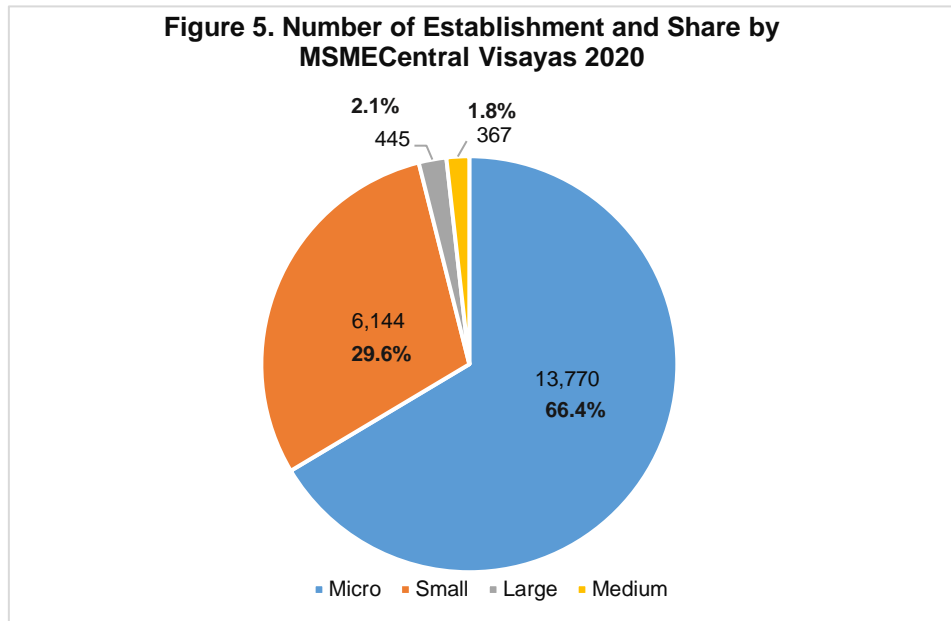
Source: Philippine Statistics Authority

Total number of establishments in 2020 by MSME in Central Visayas

Micro establishments accounted for the highest share with 13,770 establishments or 66.4 percent to total. Followed by small establishments with a share of 29.6 percent or 6,144 establishments. Large establishments came next with 445 establishments or 2.1 percent share. Medium establishments, on the other hand, reported the least with 367 establishments or 1.8 percent. (Figure 5)



SPECIAL RELEASE



Source: Philippine Statistics Authority

Total number of Employment in Central Visayas in 2020

Total employment in Central Visayas dipped to 578,925 in 2020 from 720,276 estimated total employment in 2019, a decrease of 19.6 percent. Of the total workers in Central Visayas, 98.9 percent were paid employees, and 1.1 percent were working owners and unpaid workers. (Table 1)

Services sectors remain as the top employment hub in the region, having absorbed 66.2 percent of total employment in 2020. The Industry and Agriculture sectors accounted for 32.2 percent and 1.6 percent, respectively, of the 578,925 workers in 2020. (Table 1)

Wholesale and Retail Trade; Repair of Motor Vehicles and Motorcycles was the highest contributor to the decline in the total employment in 2020 with a decrease of 44,492 from 142,103 employees in 2019. This was followed by Accommodation and Food Service Activities, projecting a decrease of 29,941 from 63,041 employees in 2019. Financial and Insurance activities also contributed to the decline of 26,112 from the 47,861 employees in 2019. (Table 1)



REPUBLIC OF THE PHILIPPINES

PHILIPPINE STATISTICS AUTHORITY
REGIONAL STATISTICAL SERVICES OFFICE VII

SPECIAL RELEASE

Table 1. Total Number of Employment, Paid Employees and Percent Share to the Total by Sector, Central Visayas, 2019 & 2020

Industry Description	Employment as of 15 November					
	Total			Paid Employees		
	2019 ASPBI	2020 ASPBI	Share (%)	2019 ASPBI	2020 ASPBI	Share (%)
Economy-wide	720,276	578,925	9.4	713,314	572,647	9.4
Agriculture, Forestry and Fishing	9,768	9,427	1.6	9,660	8,857	1.5
Industry	189,580	186,382	32.2	189,040	185,092	32.3
Services	520,928	383,116	66.2	514,614	378,698	66.1
Agriculture, Forestry and Fishing	9,768	9,427	1.6	9,660	8,857	1.5
Mining and Quarrying	4,590	2,125	0.4	4,584	2,125	0.4
Manufacturing	154,614	149,016	25.7	154,196	147,811	25.8
Electricity, Gas, Steam and Air Conditioning Supply	4,555	4,182	0.7	4,549	4,182	0.7
Water Supply; Sewerage, Waste Management and Remediation Activities	3,992	3,722	0.6	3,915	3,687	0.6
Construction	21,829	27,337	4.7	21,796	27,287	4.8
Wholesale and Retail Trade; Repair of Motor Vehicles and Motorcycles	142,103	97,611	16.9	139,134	96,134	16.8
Transportation and Storage	23,681	22,623	3.9	23,556	22,480	3.9
Accommodation and Food Service Activities	63,041	33,100	5.7	61,372	31,589	5.5
Information and Communication	15,790	13,237	2.3	15,718	13,215	2.3

Table 1 Continued

Financial and Insurance Activities	47,861	21,749	3.8	47,558	21,738	3.8
------------------------------------	--------	--------	-----	--------	--------	-----



Management System
ISO 9001:2015
www.tuv.com
ID: 9108640991



2nd Floor Gaisano Capital South Bldg., Colon St., Cebu City, Cebu
Telefax: (032) 412-6794, Telephone: (032) 256-0592
Website: rss007.psa.gov.ph, email: psa07.rss0@gmail.com




REPUBLIC OF THE PHILIPPINES
PHILIPPINE STATISTICS AUTHORITY
REGIONAL STATISTICAL SERVICES OFFICE VII

SPECIAL RELEASE

Real Estate Activities	7,259	7,053	1.2	7,101	6,885	1.2
Professional, Scientific and Technical Activities	11,043	7,697	1.3	11,018	7,633	1.3
Administrative and Support Service Activities	140,393	123,490	21.3	140,302	123,407	21.6
Education	39,346	29,896	5.2	39,012	29,293	5.1
Human Health and Social Work Activities	16,607	16,982	2.9	16,389	16,857	2.9
Arts, Entertainment, and Recreation	6,528	4,300	0.7	6,249	4,273	0.7
Other Service Activities	7,276	5,378	0.9	7,205	5,194	0.9

Source: Philippine Statistics Authority

Prepared by:


MARY CLARE C. CORONADO
Information Officer I

Approved by:


ARIEL E. FLORENDO
Regional Director


LPA/CDN/JDA



2nd Floor Gaisano Capital South Bldg., Colon St., Cebu City, Cebu
Telefax: (032) 412-6794, Telephone: (032) 256-0592
Website: rss007.psa.gov.ph, email: psa07.rss0@gmail.com