



SPECIAL RELEASE

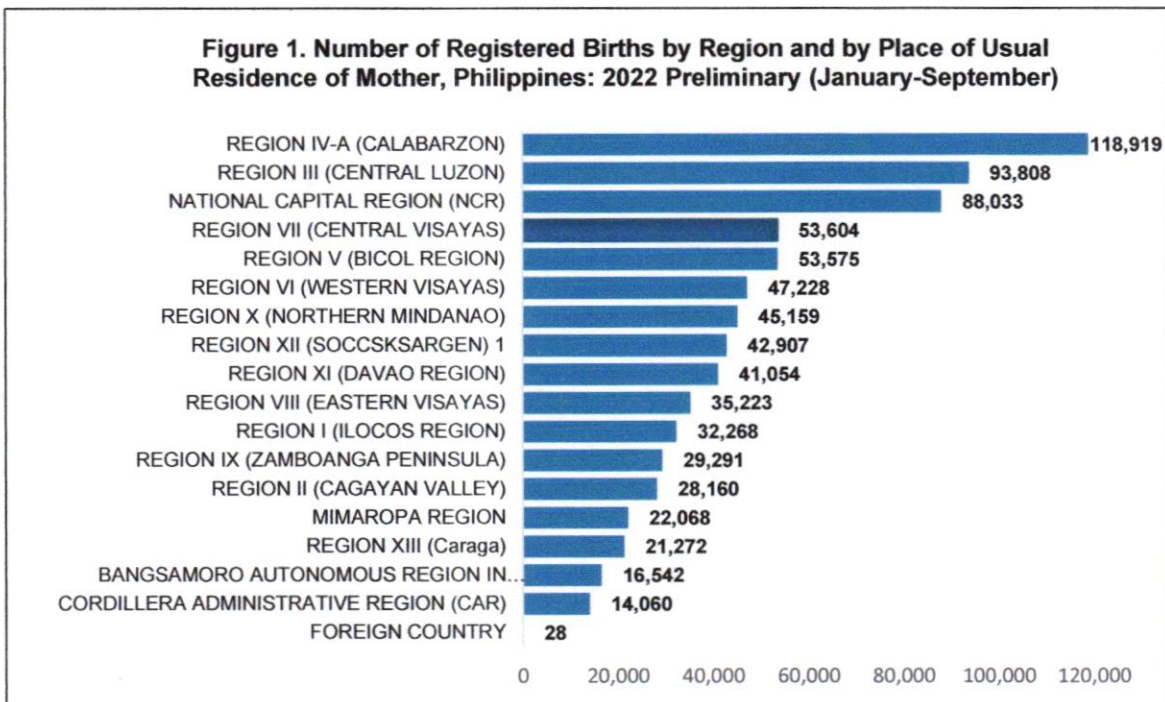
Birth Statistics in Central Visayas, 2022 Preliminary

Date of Release: 15 March 2023


Reference No. 2023-SR07-015

Central Visayas ranked fourth in the registered births

At national level, a total of 783,199 registered births were reported from January to September 2022. Central Visayas contributed to 53,604 registered births or 6.8 percent of the birth occurrences in the country. The region ranked fourth in terms of highest number of births recorded. (See Figure 1).



* Includes babies born in the Philippines whose mother's usual residence is in a foreign country.

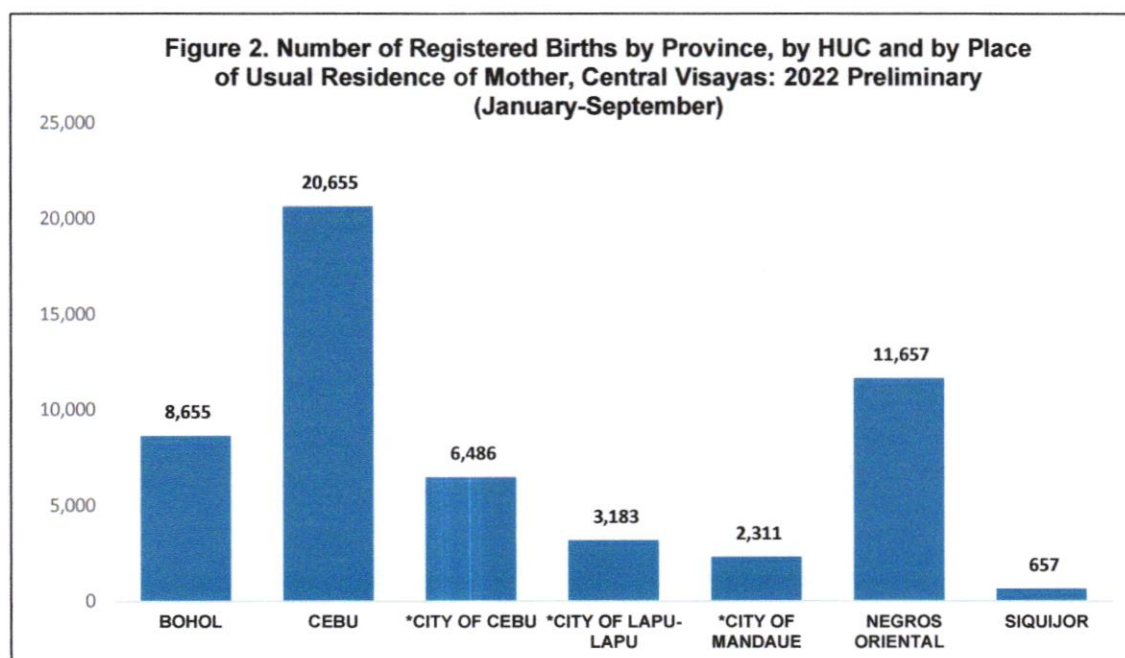





SPECIAL RELEASE

More than 50 thousand registered births from January to September 2022

Cebu Province recorded the highest number of registered births with 20,655 or 38.5 percent of the total birth occurrence in Central Visayas. Next was Negros Oriental with 11,657 or 21.8 percent, followed by Bohol with 8,655 or 16.2 percent. Meanwhile, Siquijor had the lowest number of registered births with 657 or 1.2 percent only. For highly urbanized cities, Cebu City had the highest number of registered births with 6,486 or 12.1 percent. Lapu-Lapu City was second with 3,183 or 5.9 percent while Mandaue City had 2,311 or 4.3 percent. Moreover, the combined share of these cities contributed 22.3 percent of the total registered births in the region. (See Figure 2)



* Highly Urbanized Cities (HUC) are excluded in the number of registered births in Cebu province

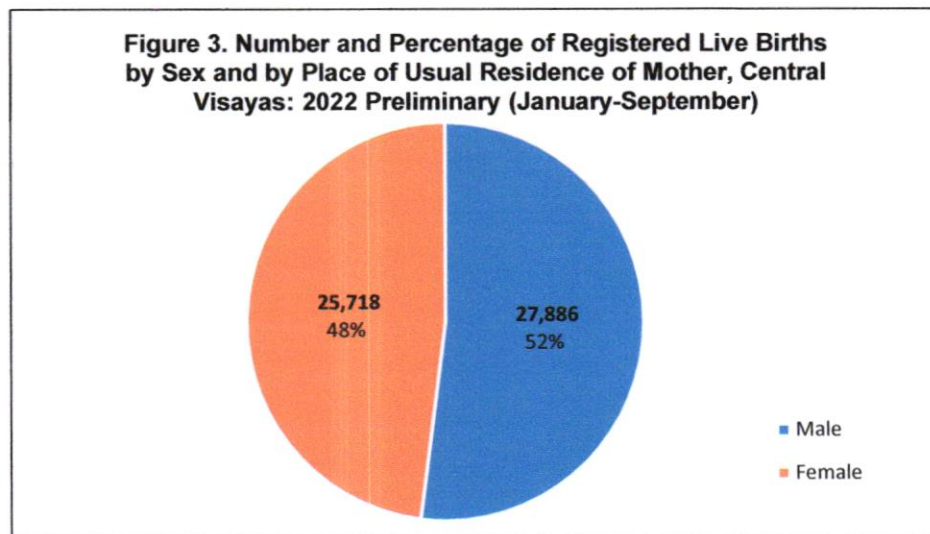


Gaisano Capital South Bldg., Colon St., Cebu City
Cellphone: 09173140145/09209785700 *Telefax: (032) 412-6794
Website: rso07.psa.gov.ph * email address: rso07@psa.gov.ph

SPECIAL RELEASE

Males outnumbered females in terms of registered births

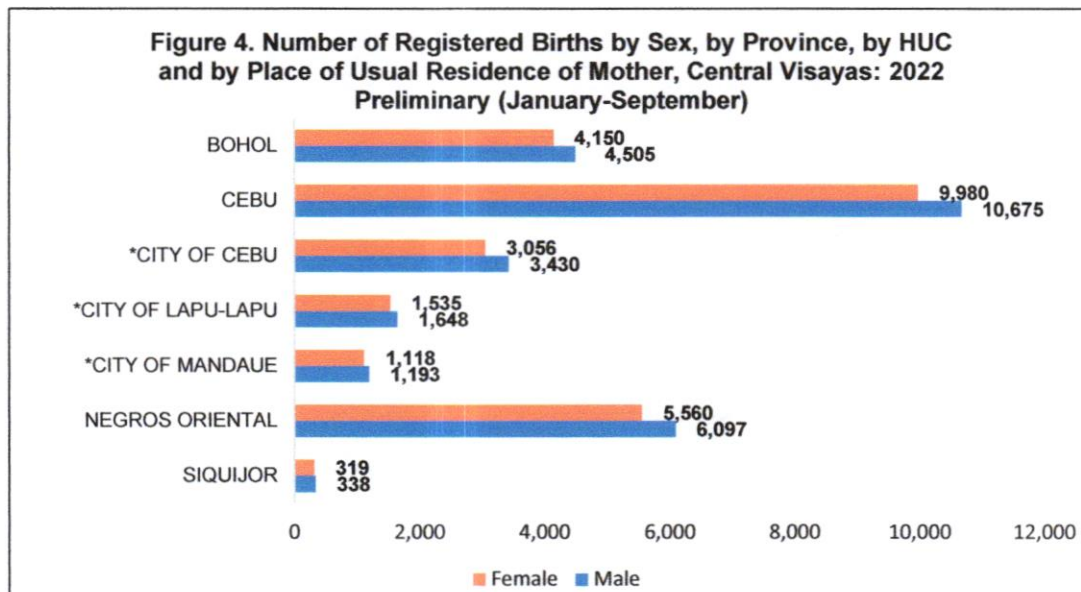
In Central Visayas, there were more male registered births with 27,886 or 52 percent, higher compared to female births with 25,718 or 48 percent of the total registered births. (See Figure 3.)



Registered births by sex across the provinces

Across the provinces of Central Visayas, Cebu had the highest registered male births with a total of 10,765 or 51.7 percent compared to female with 9,980 or 48.3 percent of registered births in the province. Meanwhile, Siquijor had the lowest registered male births with a total of 338 or 51.5 percent compared to female with only 319 or 48.5 registered births. Furthermore, for highly urbanized cities, Cebu City had the highest registered male births with a total 3,430 or 52.9 percent compared to female with 3,056 or 47.1 percent registered births while Mandaue City had the lowest registered male births with a total of 1,193 or 51.6 percent compared to female registered births with 1,118 or 48.4 percent. (See Figure 4.)

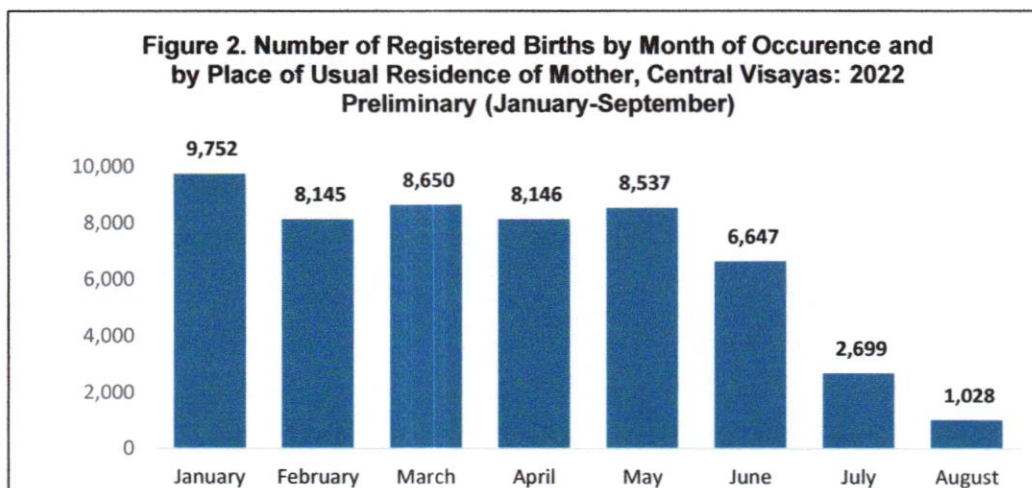
SPECIAL RELEASE



* Highly Urbanized Cities (HUC) are excluded in the number of registered births in Cebu province.

Most number of births occurred in January

The month of January recorded the most numbered births with 9,752 or 18.2 percent of the total registered births. It was followed by the months of March with 8,650 or 16.1 percent and May with 8,537 or 15.9 percent. Meanwhile, the month of August had the least number with 1,028 or 1.9 percent of the total registered births in the region. (See Figure 5)





SPECIAL RELEASE

Table 1. Number of Registered Births by Regions and by Place of Usual Residence of Mother, Philippines 2022 Preliminary (January-September)

REGION	Number of Births	Percent Share	Rank
PHILIPPINES	783,199	100	N/A
NATIONAL CAPITAL REGION	88,033	11.24	3 rd
CORDILLERA ADMINISTRATIVE REGION	14,060	1.80	17 th
REGION I (ILOCOS REGION)	32,268	4.12	11 th
REGION II (CAGAYAN VALLEY)	28,160	3.60	13 th
REGION III (CENTRAL LUZON)	93,808	11.98	2 nd
REGION IV-A (CALABARZON)	118,919	15.18	1 st
MIMAROPA REGION	22,068	2.82	14 th
REGION V (BICOL REGION)	53,575	6.84	5 th
REGION VI (WESTERN VISAYAS)	47,228	6.03	6 th
REGION VII (CENTRAL VISAYAS)	53,604	6.84	4 th
REGION VIII (EASTERN VISAYAS)	35,223	4.50	10 th
REGION IX (ZAMBOANGA PENINSULA)	29,291	3.74	12 th
REGION X (NORTHERN MINDANAO)	45,159	5.77	7 th
REGION XI (DAVAO REGION)	41,054	5.24	9 th
REGION XII (SOCCSKSARGEN)	42,907	5.48	8 th
REGION XIII (CARAGA)	21,272	2.72	15 th
BARMM	16,542	2.11	16 th
*FOREIGN COUNTRY	28	0.004	18 th

* Includes babies born in the Philippines whose mother's usual residence is in a foreign country.

Table 2. Number of Registered Births by Month of Occurrence, By Province, By HUC and by Place of Usual Residence of Mother, Central Visayas: 2022 Preliminary (January-September)

Month of Occurrence	PHILIPPINES	REGION VII (CENTRAL VISAYAS)	Bohol	Cebu	Negros Oriental	Siquijor	*City of Cebu	*City of Lapu-Lapu	*City of Mandaue
2022	783,199	53,604	8,655	20,655	11,657	657	6,486	3,183	2,311
January	117,780	9,752	1,447	4,098	1,730	102	1,214	692	469
February	96,624	8,145	1,155	3,440	1,421	101	1,069	546	413
March	104,188	8,650	1,300	3,611	1,580	84	1,158	531	386
April	100,086	8,146	1,234	3,333	1,516	75	1,119	491	378
May	103,368	8,537	1,210	3,647	1,514	71	1,163	548	384
June	103,730	6,647	1,251	2,503	1,413	69	756	374	281
July	98,310	2,699	1,057	17	1,527	91	6	1	-
August	58,637	1,028	1	6	956	64	1	-	-
September	476	-	-	-	-	-	-	-	-
October	-	-	-	-	-	-	-	-	-
November	-	-	-	-	-	-	-	-	-
December	-	-	-	-	-	-	-	-	-

* Highly Urbanized Cities (HUC) are excluded in the number of registered births in Cebu province



Gaisano Capital South Bldg., Colon St., Cebu City
 Cellphone: 09173140145/09209785700 *Telefax: (032) 412-6794
 Website: rso07.psa.gov.ph * email address: rso07@psa.gov.ph



SPECIAL RELEASE

Table 3. Number of Registered Births By Province, By HUC, By Sex and by Place of Usual Residence of Mother, Central Visayas: 2022 Preliminary (January-September)

REGION	Both Sexes	Male	Percent Share	Female	Percent Share
TOTAL	783,199	408,487	52.16	374,712	47.84
REGION VII (CENTRAL VISAYAS)	53,604	27,886	52	25,718	48
BOHOL	8,655	4,505	52.05	4,150	47.95
CEBU	20,655	10,675	51.68	9,980	48.32
*CITY OF CEBU	6,486	3,430	52.88	3,056	47.12
*CITY OF LAPU-LAPU	3,183	1,648	51.78	1,535	48.22
*CITY OF MANDAUE	2,311	1,193	51.62	1,118	48.38
NEGROS ORIENTAL	11,657	6,097	52.30	5,560	47.70
SIQUIJOR	657	338	51.45	319	48.55

* Highly Urbanized Cities (HUCs) are excluded in the number of registered births in Cebu province

Technical Notes:


Vital statistics » are derived from information obtained at the time when the occurrences of vital events and their characteristics are inscribed in a civil register. Vital acts and events are the births, deaths, fetal deaths, marriages, and all such events that have something to do with an individual's entrance and departure from life together with the changes in civil status that may occur to a person during his lifetime.

Birth » refers to the complete expulsion or extraction from its mother of a product of conception, irrespective of the duration of pregnancy, which, after such separation, breaths or shows evidence of life.

Place of Usual Residence » refers to the place where the person habitually or permanently resides.

Explanatory Note:

The data on the number of births presented in this regular monthly release were obtained from the vital events registered, either timely or belatedly, at the appropriate Office of the City/Municipal Civil Registrar throughout the country and subsequently submitted for encoding to the Office of the Civil Registrar General through the Provincial Statistical Offices (PSOs) of the Philippine Statistics Authority (PSA). The information presented includes provisional vital events that occurred from January to September 2022 based on data files received by the PSA - Civil Registration Service (CRS) from the PSOs and has undergone initial processing as of 31 October 2022. Thus, the figures presented herein are still preliminary and may differ from the final count. (1) The vital events of Filipinos abroad are not yet included in this release, but Filipinos whose usual residence is abroad and foreign nationals with vital events occurring in the country during the reference period were included in this report.





SPECIAL RELEASE

Prepared by:

ERALYN CANEN
Administrative Aide VI (COSW)

Reviewed by:

EVELYN L. PATRIARCA
Statistical Specialist II

EDWINA M. CARRIAGA
Chief Administrative Officer

Approved by:

ARIEL E. FLORENDO
Regional Director



Gaisano Capital South Bldg., Colon St., Cebu City
Cellphone: 09173140145/09209785700 *Telefax: (032) 412-6794
Website: rso07.psa.gov.ph * email address: rso07@psa.gov.ph