



SPECIAL RELEASE

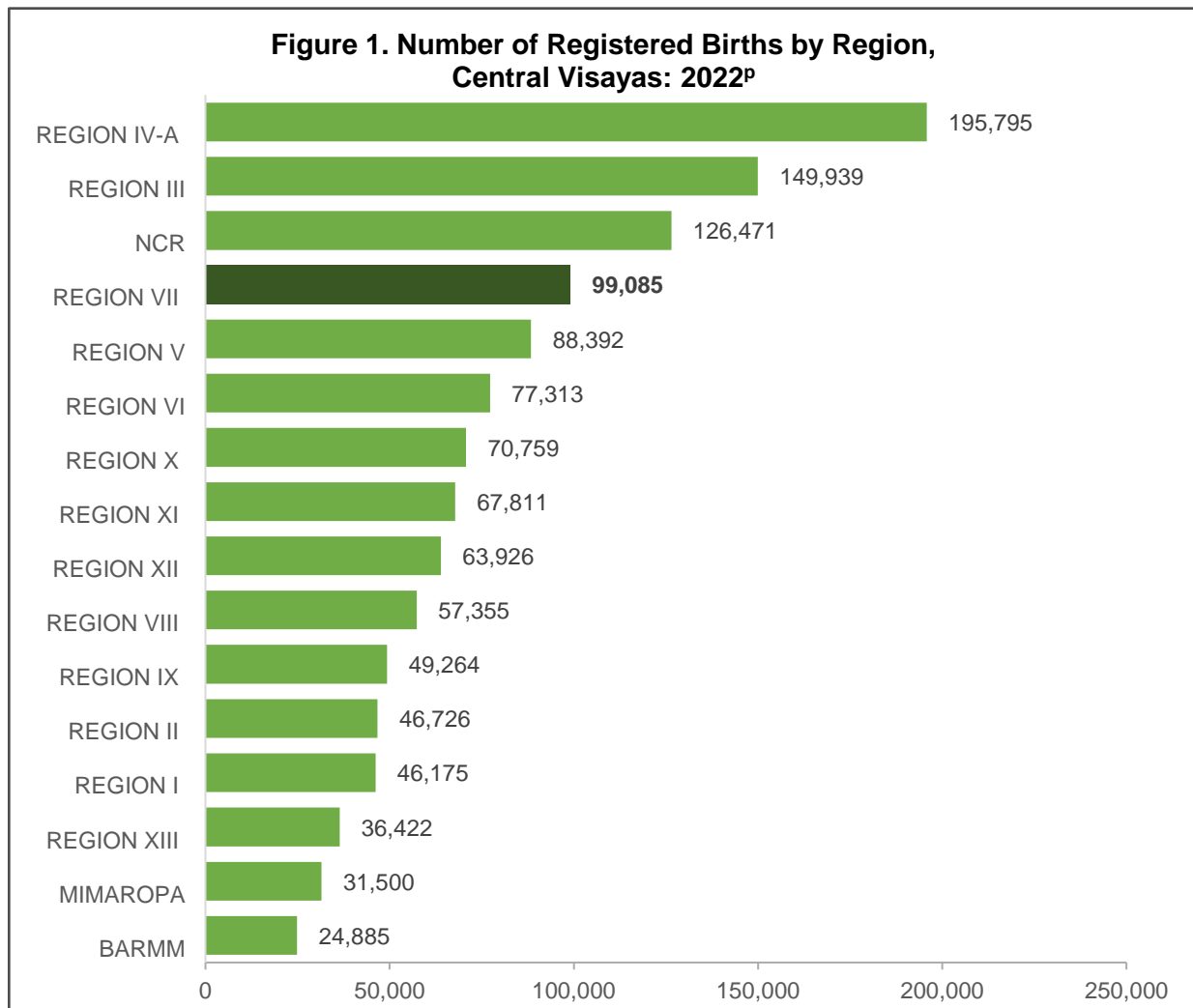
Birth Statistics in Central Visayas, 2022 Preliminary Result

Date of Release: 31 August 2023

Reference No.: 2023-SR07-024

Registered Birth by Region

In Central Visayas, there were 99,085 registered births which contributed to 12.6 percent of the birth occurrences in the country. Furthermore, the total birth registration for the entire Philippines is 1.2 Million which Central Visayas or Region VII ranked fourth in terms of the highest number.



Note: ^P – preliminary

Source: Philippine Statistics Authority, Civil Registration Service, Vital Statistics Division

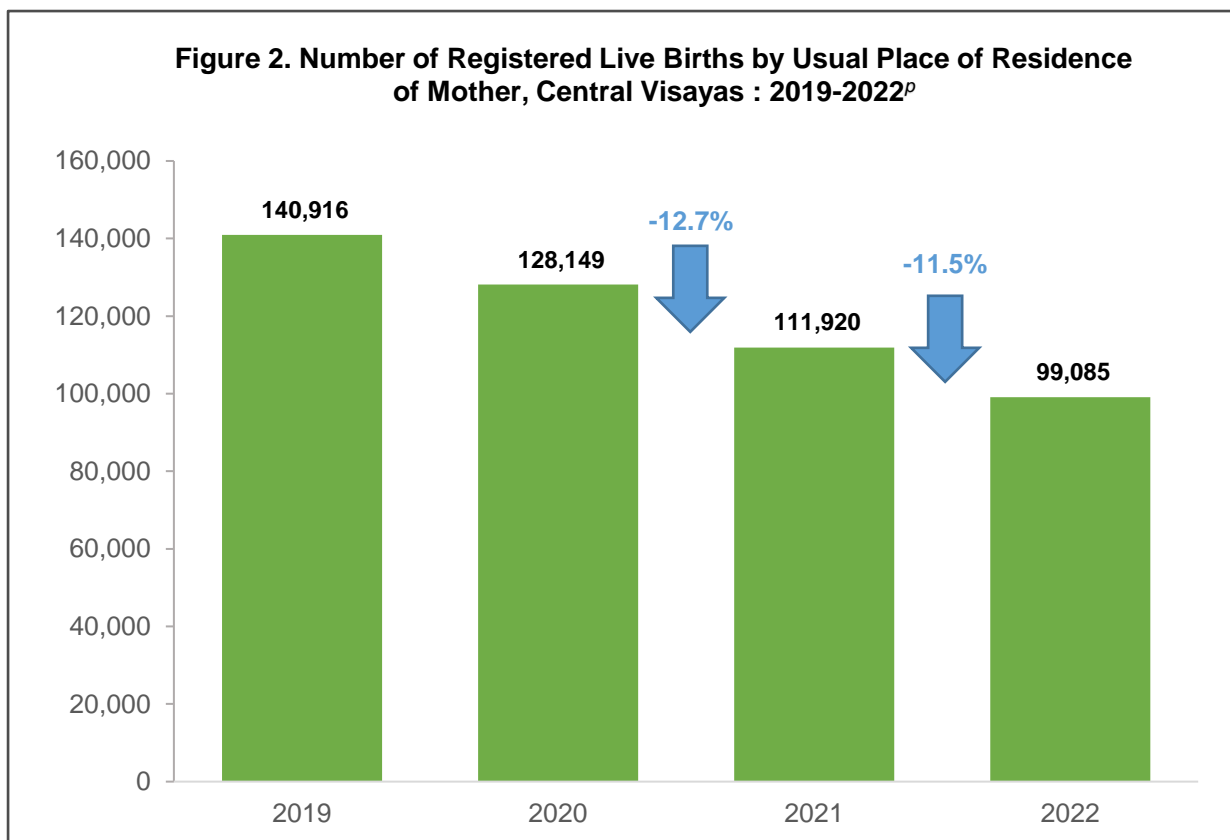




SPECIAL RELEASE

Registered Birth by Usual Place of Residence of Mother in Central Visayas

Comparing the number of registered births by usual place of residence of the mother, Central Visayas exhibited a decreasing trend in the total number of registered live birth in Central Visayas from 2019-2022. It can be noticed that between 2020-2021, it recorded -12.7 percent change and between 2021-2022 percent change is -11.5 percent.



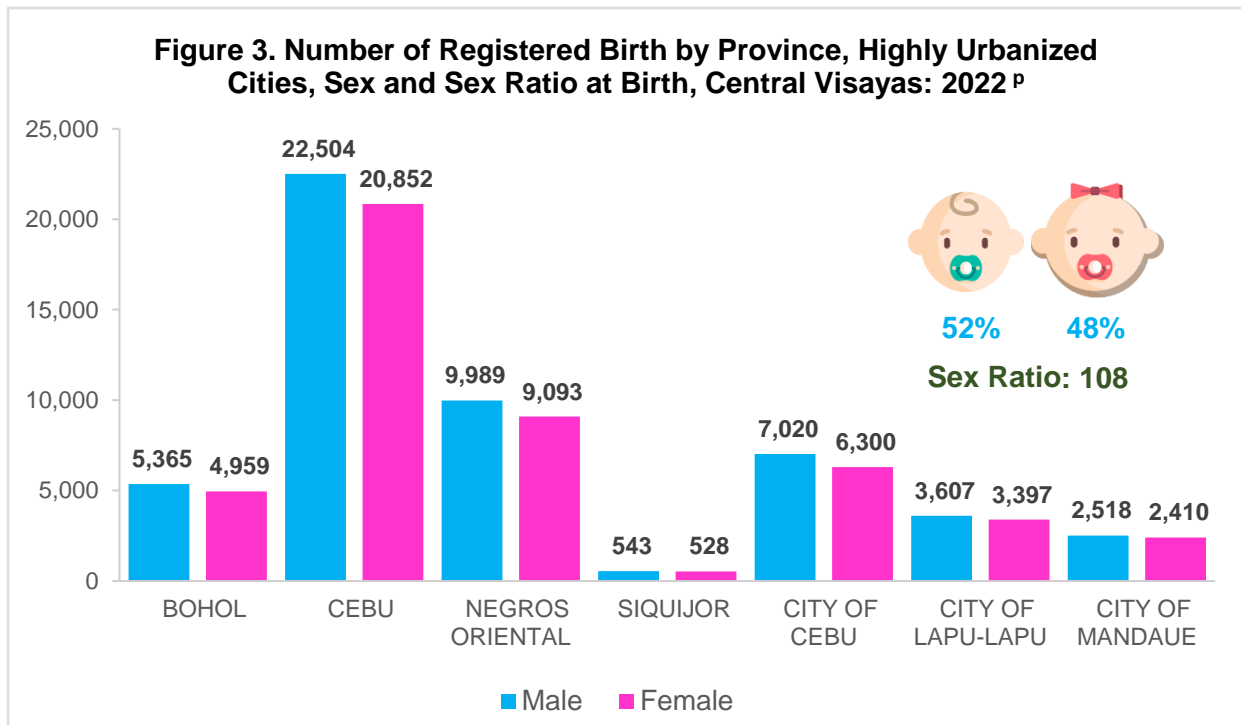
Registered Births by Province, Highly Urbanized Cities, Sex and Sex Ratio in Central Visayas

In Central Visayas of 2022, male out-numbered female with a total of registered birth of 51,546 or 52 percent of males and 47,539 or 48 percent females. Of the Provinces and HUCs, Cebu recorded the highest number of registered male and female births with 22,504 and 20,852 respectively. Furthermore, the lowest number of registered male and female births reported was from Siquijor 543 and 528 respectively.

Source: Philippine Statistics Authority, Civil Registration Service, Vital Statistics Division

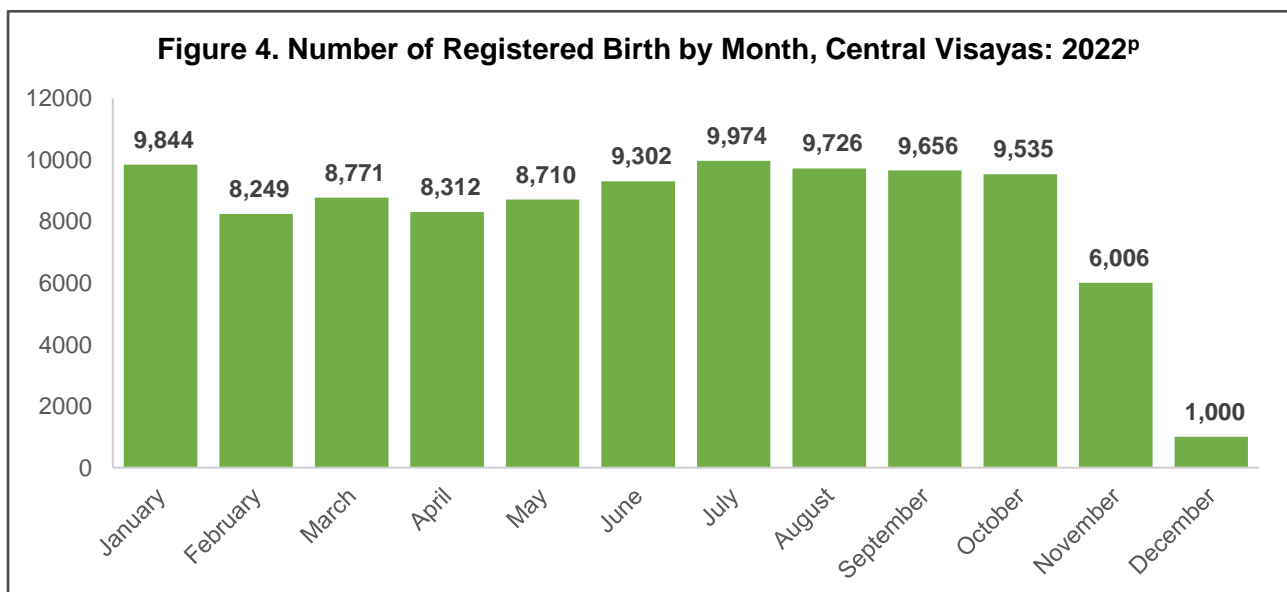


SPECIAL RELEASE



Registered Births by Month in Central Visayas

For the registered Live Births per Month of Occurrence, in Central Visayas, the month of July recorded the greatest number of birth occurrence with 9,974 while the lowest number recorded is observed in December with 1,000 registered Live Births.



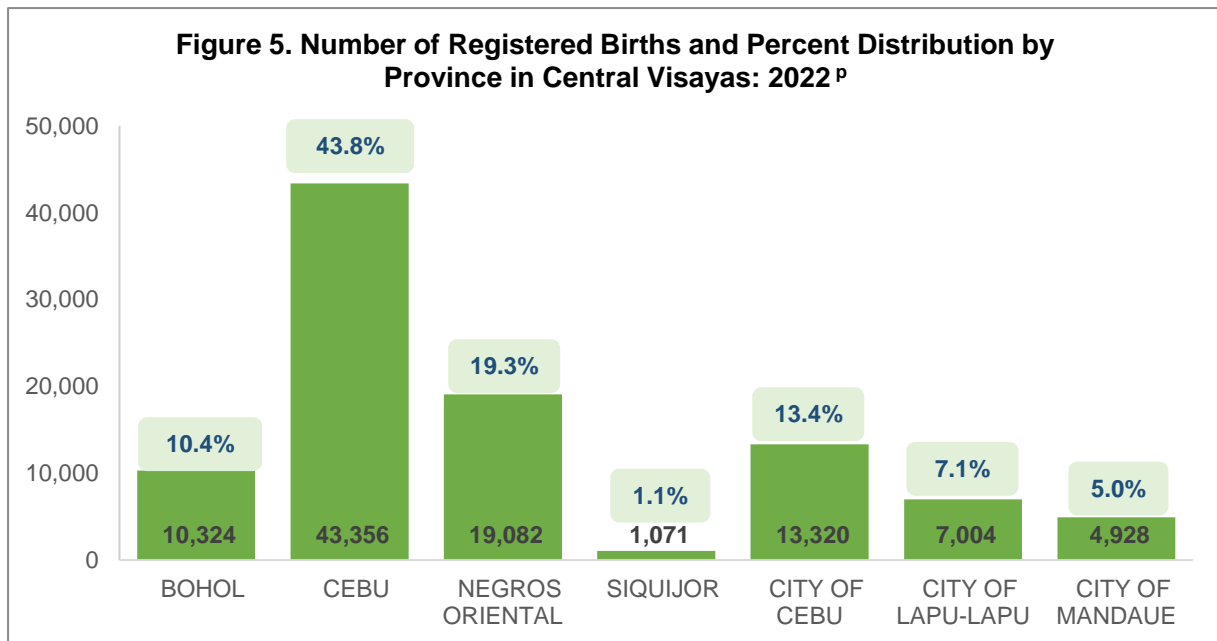
Source: Philippine Statistics Authority, Civil Registration Service, Vital Statistics Division



SPECIAL RELEASE

Registered Births and Percent Distribution in Central Visayas

Across Central Visayas, Cebu contributed the highest number with 43,356 or 43.8 percent followed by Negros Oriental with 19,082 or 19.3 percent, Bohol with 10,324 or 10.4 percent and Siquijor with 1,071 or 1.1 percent. On the other hand, for Highly Urbanized Cities, City of Cebu reported the highest number of registered births with 13,320 or 13.4 percent, followed by City of Lapu-Lapu with 7,004 or 7.1 percent and lastly City of Mandaue with 4,928 or 5.0 percent.



Note: Details may not add up to totals due to rounding

Table A. Number of Registered Births by Region, Province and Highly Urbanized Cities in Central Visayas, 2022 Preliminary Result

Region/Province	Number of Registered Deaths
Philippines	1,253,425
Central Visayas	99,085
Bohol	10,324
Cebu	43,356
Negros Oriental	19,082
Siquijor	1,071
City of Cebu	13,320
City of Lapu-Lapu	7,004
City of Mandaue	4,928

Source: Philippine Statistics Authority, Civil Registration Service, Vital Statistics Division





SPECIAL RELEASE

Table B. Number of Registered Births by Sex in Central Visayas, 2022 Preliminary Result

Region/Province	Number of Registered Deaths by Sex		
	Both Sexes	Male	Female
Central Visayas	99,085	51,546	47,539
Bohol	10,324	5,365	4,959
Cebu	43,356	22,504	20,852
Negros Oriental	19,082	9,989	9,093
Siquijor	1,071	543	528
City of Cebu	13,320	7,020	6,300
City of Lapu-Lapu	7,004	3,607	3,397
City of Mandaue	4,928	2,518	2,410

Table C. Number of Registered Births by Month with Daily Average in Central Visayas, 2022 Preliminary Result

Month of Occurrence	Number of Registered Births
January	9,844
February	8,249
March	8,771
April	8,312
May	8,710
June	9,302
July	9,974
August	9,726
September	9,656
October	9,535
November	6,006
December	1,000
Total	99,085

Source: Philippine Statistics Authority, Civil Registration Service, Vital Statistics Division





SPECIAL RELEASE

Technical Notes:

Vital Statistics » are derived from information obtained at the time when the occurrences of vital events and their characteristics are inscribed in a civil register. Vital acts and events are the births, deaths, fetal deaths, marriages, and all such events that have something to do with an individual's entrance and departure from life together with the changes in civil status that may occur to a person during his lifetime.

Live Birth » is the complete expulsion or extraction from its mother of a product of conception, irrespective of the duration of pregnancy, which, after such separation, breathes or shows any other evidence of life.

Month of Occurrence » refers to the month where the vital event took.

Prepared by:


HARGIE L. MARIANO
Administrative Aide VI

Reviewed by:


EVELYN L. PATRIARCA
Statistical Specialist II

Approved by:


ARIEL E. FLORENDO
Regional Director

Source: Philippine Statistics Authority, Civil Registration Service, Vital Statistics Division

