



# SPECIAL RELEASE

## Birth Statistics in Central Visayas, 2023 (Provisional as of 31 August 2024)

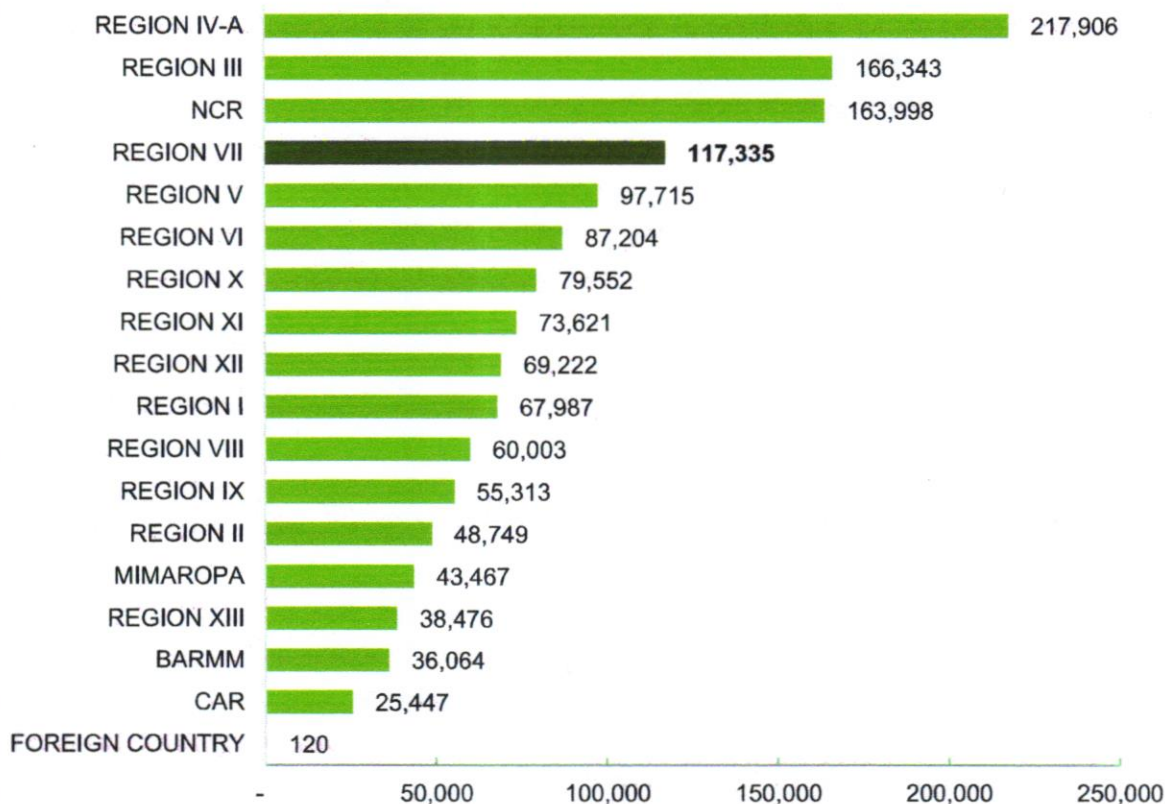
**Date of Release:** 27 December 2024

**Reference No.:** 2024-SR07-038

### *Central Visayas registered more than one hundred thousand births*

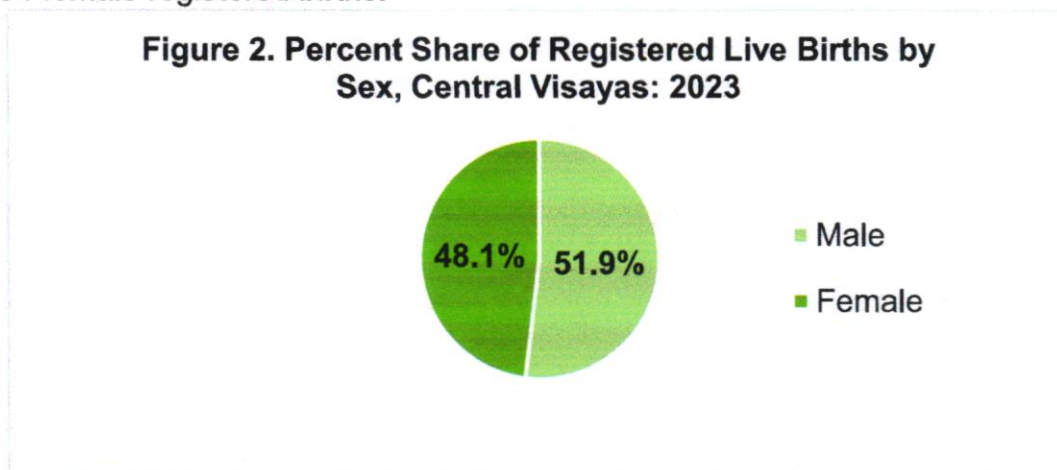
For the year 2023, registered births by place of occurrence in Region VII reached to 117,335 which contributed to 8.10 percent to the total 1,448,522 registered births in the Philippines. Central Visayas ranked fourth in all regions with highest number of reported births in the country, next to the National Capital Region (NCR) with 163,998 and followed by Region V (Bicol Region) with 97,715.

**Figure 1. Number of Registered Live Births by Region of Place of Occurrence, Philippines: 2023**



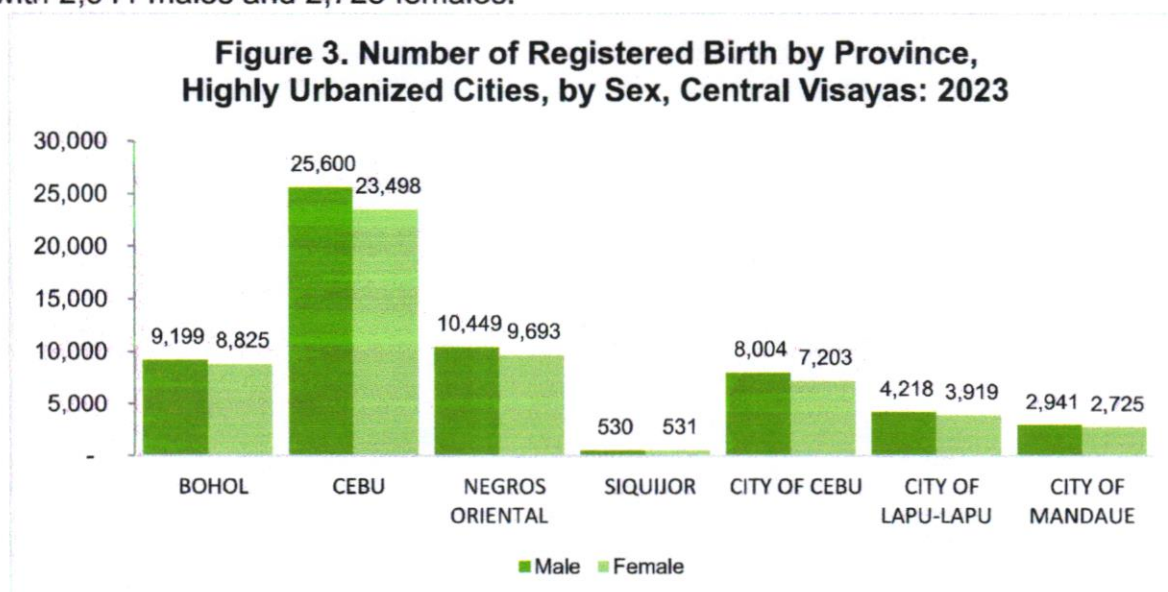
**More male births than female births registered in Central Visayas**

In Central Visayas, for the year 2023, registered male births are higher than female births. With 60,941 registered male births contributing 51.9 percent makes it higher by 3.8 percentage points to the registered female births contributing 48.1 percent or 56,394 female registered births.



**Registered births by sex in the provinces**

Among the provinces in Region VII, Cebu Province had the highest number of both male and female registered births with 25,600 males and 23,498 females, followed by Negros Oriental with 10,449 males and 9,693 females. Siquijor reported the lowest number of births with less than 600 births for both sexes. Moreover, the three highly urbanized cities (HUCs) also had more registered males than females. Cebu City had the highest registered birth of both sexes with 8,004 males and 7,203 females, followed by Lapu-Lapu City with 4,218 males and 3,919 females, and Mandaue City with 2,941 males and 2,725 females.

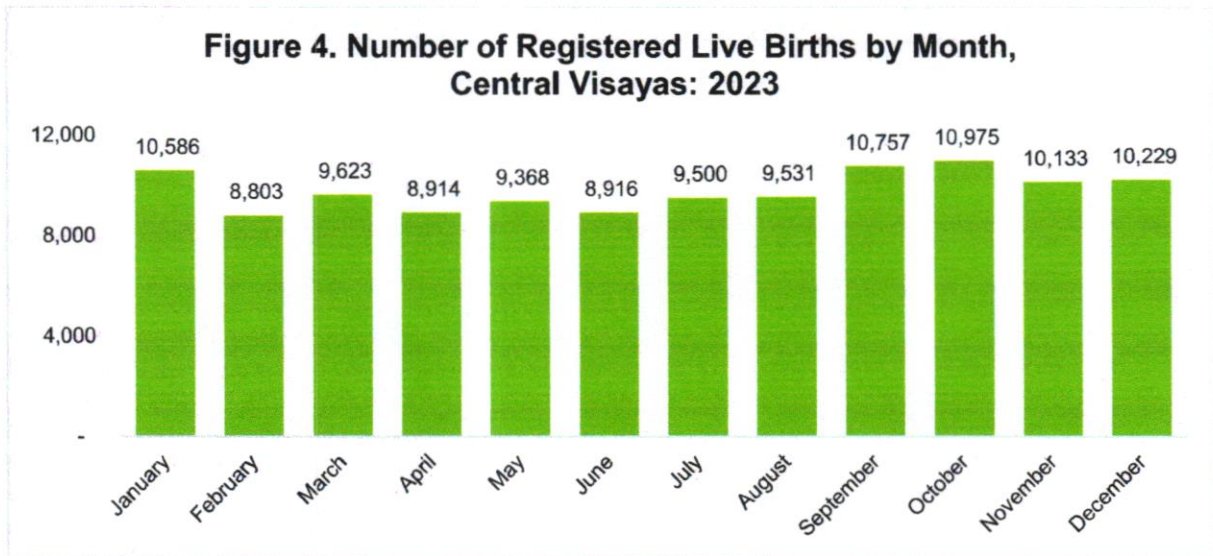


\*Cebu excluding City of Cebu, City of Lapu-Lapu and City of Mandaue



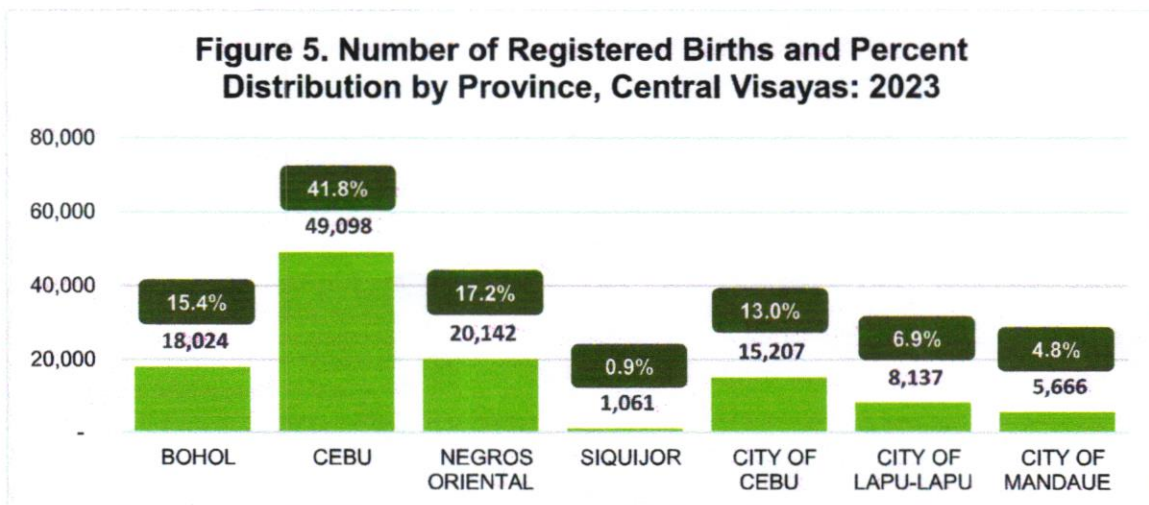
**October marked the highest number of registered births in 2023**

Registered births reported its highest record in 2023 in the month of October with 10,975 births, followed by September with 10,757 births, and January with 10,586 births. February obtained the lowest number of registered births of the same year with 8,803 registered births.



**Cebu Province leads Central Visayas births with 41.8 percent**

Among the provinces in Central Visayas, Cebu Province accounted for the most registered births in 2023 with 49,098 or 41.8 percent, followed by Negros Oriental with 20,142 or 17.2 percent and Bohol with 18,024 or 15.4 percent. Siquijor registered the least number at 1,061 or 0.9 percent. For highly urbanized cities (HUCs), Cebu City had the highest number of births at 15,207 or 13.0 percent. Lapu-Lapu City and Mandaue City followed with 8,137 or 6.9 percent and 5,666 or 4.8 percent registered births, respectively.



\*Cebu excluding City of Cebu, City of Lapu-Lapu and City of Mandaue



**Table A. Number of Registered Births by Sex in Central Visayas, 2023**

Region/Province	Number of Registered Births by Sex		
	Both Sexes	Male	Female
Central Visayas	117,335	60,941	56,394
Bohol	18,024	9,199	8,825
Cebu	49,098	25,600	23,498
Negros Oriental	20,142	10,449	9,693
Siquijor	1,061	530	531
City of Cebu	15,207	8,004	7,203
City of Lapu-Lapu	8,137	4,218	3,919
City of Mandaue	5,666	2,941	2,725

**Table B. Number of Registered Live Births by Month and Place of Occurrence, Central Visayas: 2023**

Month	Region, Province and City/Municipality							
	Central Visayas	Bohol	Cebu	Negros Oriental	Siquijor	City of Cebu	City of Lapu-Lapu	City of Mandaue
January	10,586	1,668	4,410	1,920	92	1,300	724	472
February	8,803	1,442	3,607	1,610	79	1,118	537	410
March	9,623	1,520	3,872	1,842	88	1,196	673	432
April	8,914	1,355	3,688	1,559	74	1,161	615	462
May	9,368	1,418	3,828	1,602	99	1,283	647	491
June	8,916	1,275	3,749	1,594	90	1,200	619	389
July	9,500	1,472	3,999	1,587	83	1,223	625	511
August	9,531	1,454	4,039	1,569	97	1,238	672	462
September	10,757	1,658	4,556	1,722	95	1,390	784	552
October	10,975	1,663	4,612	1,800	99	1,437	795	569
November	10,133	1,568	4,328	1,599	78	1,375	711	474
December	10,229	1,531	4,410	1,738	87	1,286	735	442
Total	117,335	18,024	49,098	20,142	1,061	15,207	8,137	5,666

\*Cebu excluding City of Cebu, City of Lapu-Lapu and City of Mandaue




**Explanatory Notes:**

The data on the number of births presented in this regular monthly release were obtained from the vital events registered, either timely or belatedly, at the appropriate Office of the City/Municipal Civil Registrar throughout the country and subsequently submitted for encoding to the Office of the Civil Registrar General through the Provincial Statistical Offices (PSOs) of the Philippine Statistics Authority (PSA). The information presented includes vital events that occurred from January to December 2023 based on data files received by the PSA - Civil Registration Service (CRS) from the PSOs and has undergone initial processing as of 31 August 2024. Thus, the figures presented herein are still provisional and may differ from the final count. <sup>(1)</sup> The vital events of Filipinos abroad are not yet included in this release, but Filipinos whose usual residence is abroad and foreign nationals with vital events occurring in the country during the reference period were included in this report.

**NOTES:**

<sup>(1)</sup> Figures are results of actual registrations without any adjustment of under-registration. Civil Registration is a continuous process. Hence, there is a need to establish certain cut-off period.

Prepared by:

  
**JOHNDEL CHRISTOFER A. DUNTING**  
Registration Officer III

Approved by:

  
**ARIEL E. FLORENDO**  
Regional Director

  
EMC/HBJ/ELP

