



SPECIAL RELEASE

Birth Statistics in Central Visayas, 2022

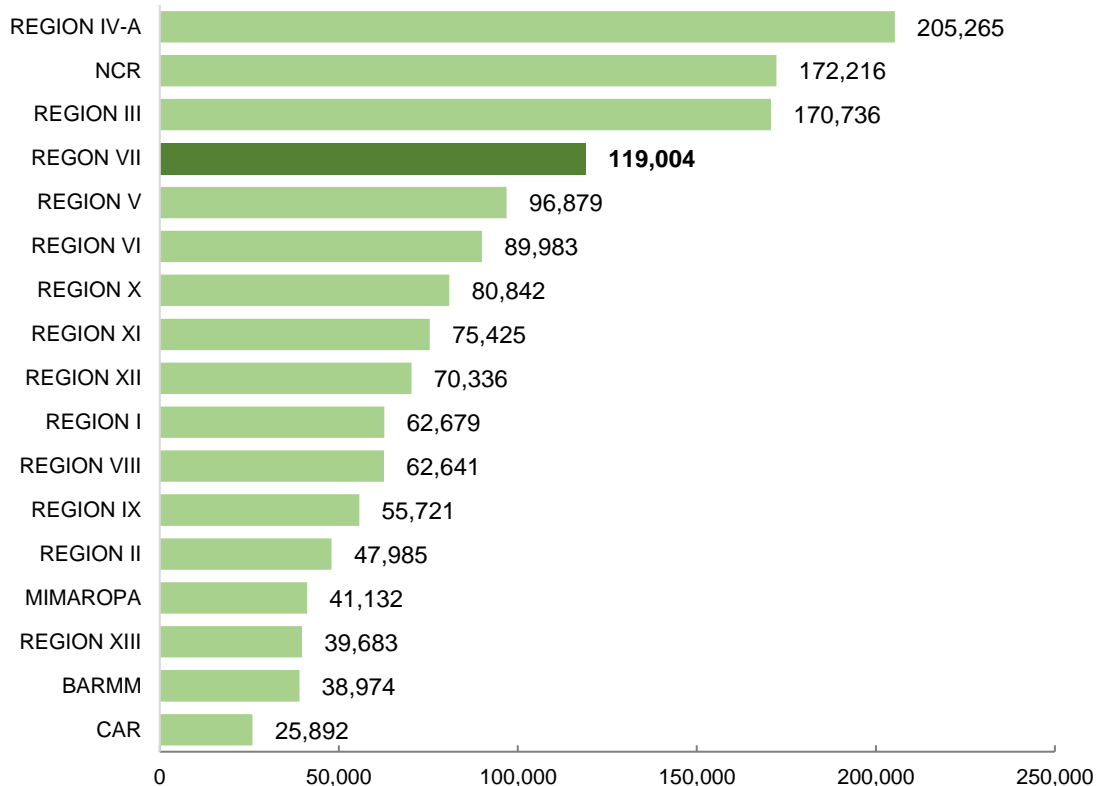
Date of Release: 30 April 2024

Reference No.: 2024-SR07-015

Central Visayas registered more than one hundred thousand births

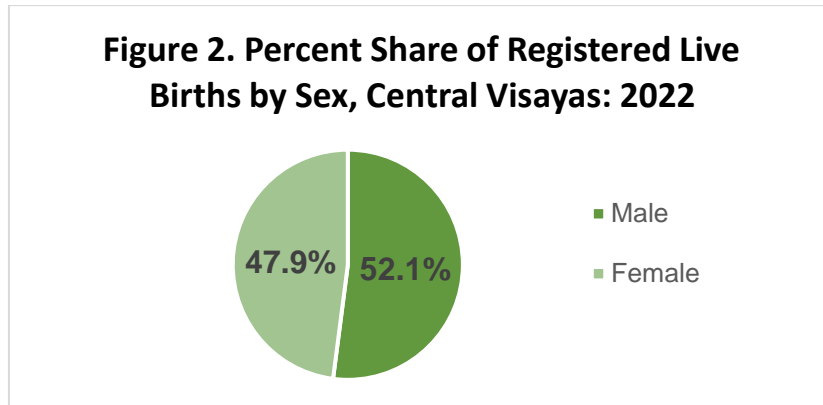
For the year 2022, registered births by place of occurrence in Region VII reached to 119,004 which contributed to 8.18 percent to the total 1,455,393 registered births in the Philippines. Central Visayas ranked fourth in all regions with highest number of reported births in the country, next to Region III (Central Luzon) with 170,736 and followed by Region V (Bicol Region) with 96,879.

Figure 1. Number of Registered Live Births by Region of Place of Occurrence, Philippines: 2022



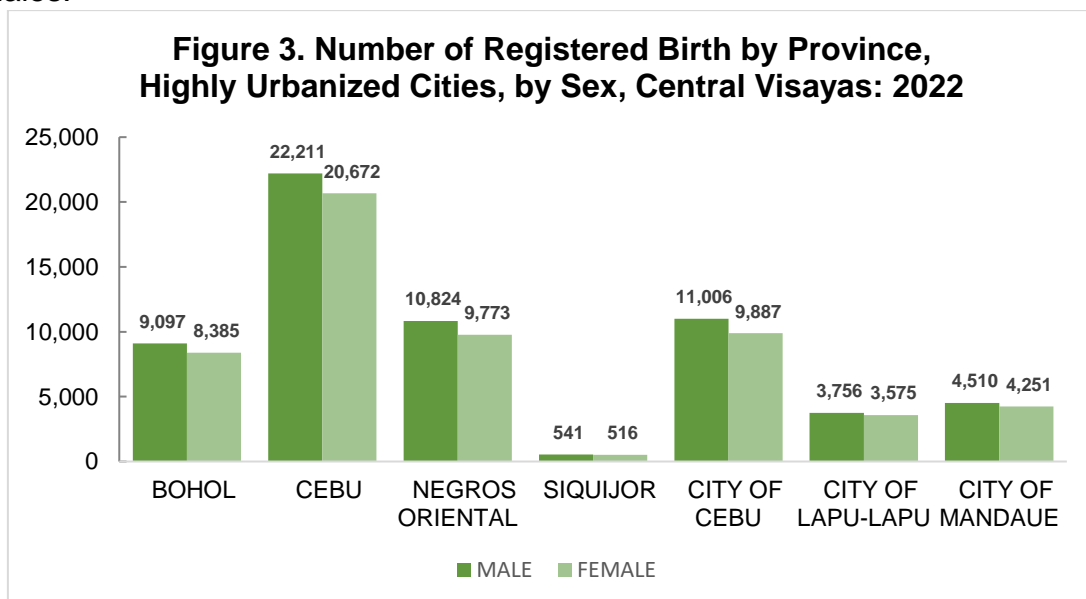
More male births than female births registered in Central Visayas

In Central Visayas, for the year 2022, registered male births are higher than female births. With 61,945 registered male births contributing 52.1 percent makes it higher by 4.2 percentage points to the registered female births contributing 47.9 percent or 57,059 female registered births.



Registered births by Sex in the provinces

Of the province in Region VII, Cebu Province had the highest number of both male and female registered births with 22,211 males and 20,672 females, followed by Negros Oriental with 10,824 males and 9,773 females. Siquijor reported the lowest number of births with less than 600 births for both sexes. Moreover, The three HUCs also had more registered males than females. Cebu City had the highest registered birth of both sexes with 11,006 males and 9,887 females, followed by Mandaue City with 4,510 males and 4,251 females, and Lapu-Lapu City with 3,756 males and 3,575 females.

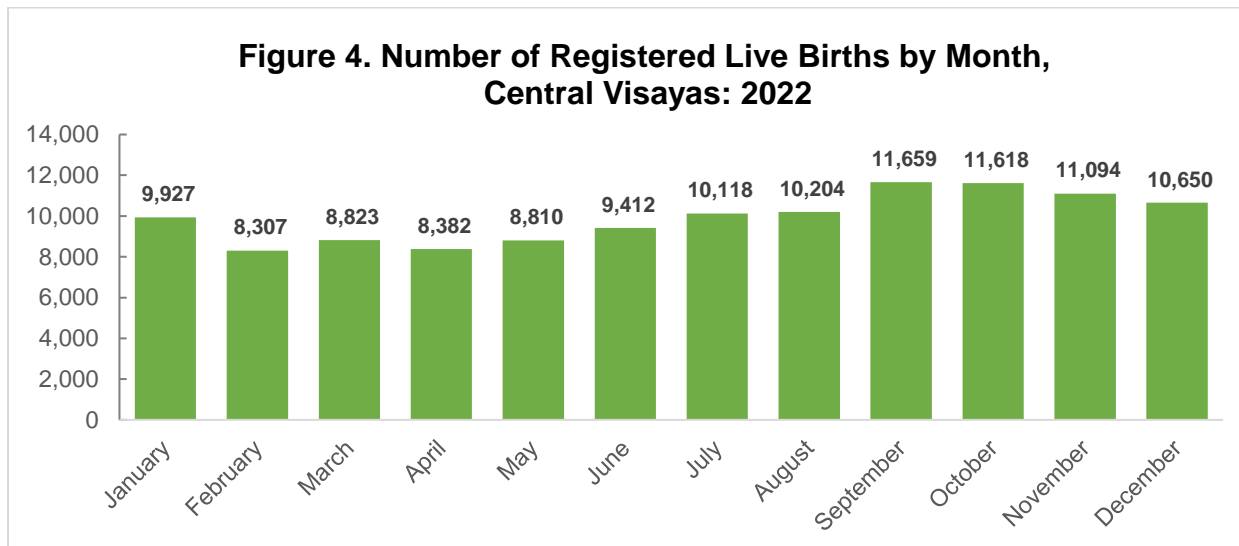


*Cebu excluding City of Cebu, City of Lapu-Lapu and City of Mandaue



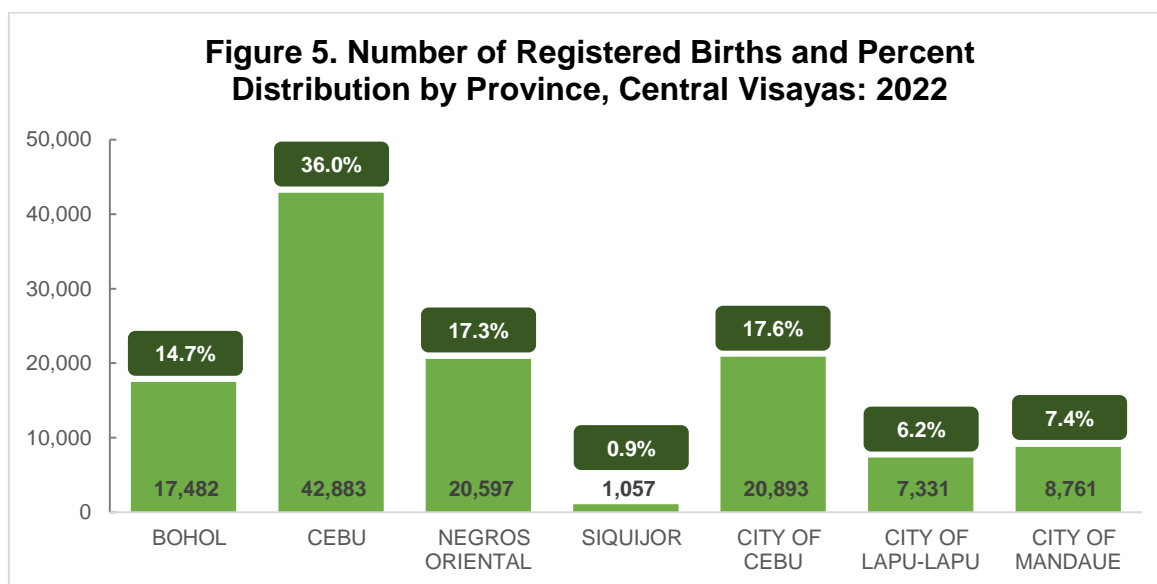
September marked the highest number of registered births in 2022

Registered births reported its highest record in 2020 in the month of September with 11,659 births, followed by October with 11,618 births, and November with 11,094 births. February obtained the lowest number of registered births of the same year with 8,307 registered births.



Cebu Province leads Central Visayas births with 36.0 percent

Among provinces in Central Visayas, Cebu Province accounted for the most registered births in 2022 with 42,883 or 36.0 percent, followed by Negros Oriental with 20,597 or 17.3 percent and Bohol with 17,482 or 14.7 percent. Siquijor registered the least number at 1,057 or 0.9 percent. For Highly Urbanized Cities (HUCs), Cebu City had the highest number of births at 20,893 or 17.6 percent. Mandaue City and Lapu-Lapu City followed with 8,761 or 7.4 percent and 7,331 or 6.2 percent registered births, respectively.



*Cebu excluding City of Cebu, City of Lapu-Lapu and City of Mandaue

Table A. Number of Registered Births by Sex in Central Visayas, 2022

Region/Province	Number of Registered Births by Sex		
	Both Sexes	Male	Female
Central Visayas	119,004	61,945	57,059
Bohol	17,482	9,097	8,385
Cebu	42,883	22,211	20,672
Negros Oriental	20,597	10,824	9,773
Siquijor	1,057	541	516
City of Cebu	20,893	11,006	9,887
City of Lapu-Lapu	7,331	3,756	3,575
City of Mandaue	8,761	4,510	4,251

Table B. Number of Registered Live Births by Month and Place of Occurrence, Central Visayas: 2022

Month	Region, Province and City/Municipality							
	Region VII	Bohol	Cebu	Negros Oriental	Siquijor	City of Cebu	City of Lapu-Lapu	City of Mandaue
January	9,927	1,465	3,644	1,804	99	1,696	629	590
February	8,307	1,170	3,074	1,481	102	1,460	514	506
March	8,823	1,310	3,154	1,643	82	1,532	503	599
April	8,382	1,253	2,952	1,601	73	1,450	467	586
May	8,810	1,243	3,195	1,605	67	1,543	506	651
June	9,412	1,277	3,517	1,536	68	1,668	599	747
July	10,118	1,456	3,650	1,687	90	1,793	661	781
August	10,204	1,490	3,574	1,739	91	1,864	661	785
September	11,659	1,752	4,119	1,958	92	2,051	740	947
October	11,618	1,780	4,189	1,910	99	2,009	742	889
November	11,094	1,640	4,018	1,815	99	1,951	700	871
December	10,650	1,646	3,797	1,818	95	1,876	609	809
Total	119,004	17,482	42,883	20,597	1,057	20,893	7,331	8,761

*Cebu excluding City of Cebu, City of Lapu-Lapu and City of Mandaue



Technical Notes:

Vital Statistics » are derived from information obtained at the time when the occurrences of vital events and their characteristics are inscribed in a civil register. Vital acts and events are the births, deaths, fetal deaths, marriages, and all such events that have something to do with an individual's entrance and departure from life together with the changes in civil status that may occur to a person during his lifetime.

Live Birth » is the complete expulsion or extraction from its mother of a product of conception, irrespective of the duration of pregnancy, which, after such separation, breathes or shows any other evidence of life.

Month of Occurrence » refers to the month where the vital event took.

Source: Philippine Statistics Authority (Data on live births are those registered at the Office of the City/Municipal Registrars throughout the country and submitted to the Office of the Civil Registrar General; Certificate of Live Birth-Municipal Form No. 102)

Note: Figures are results of actual registration without any adjustment of under registration.

Prepared by:


JOHN DEL CHRISTOFER A. DUNTING
Registration Officer III

Approved by:


ARIEL E. FLORENDO
Regional Director


EMC/HBJ/ELP

