



# SPECIAL RELEASE

## Death Statistics in Central Visayas (Provisional as of 31 July 2024)

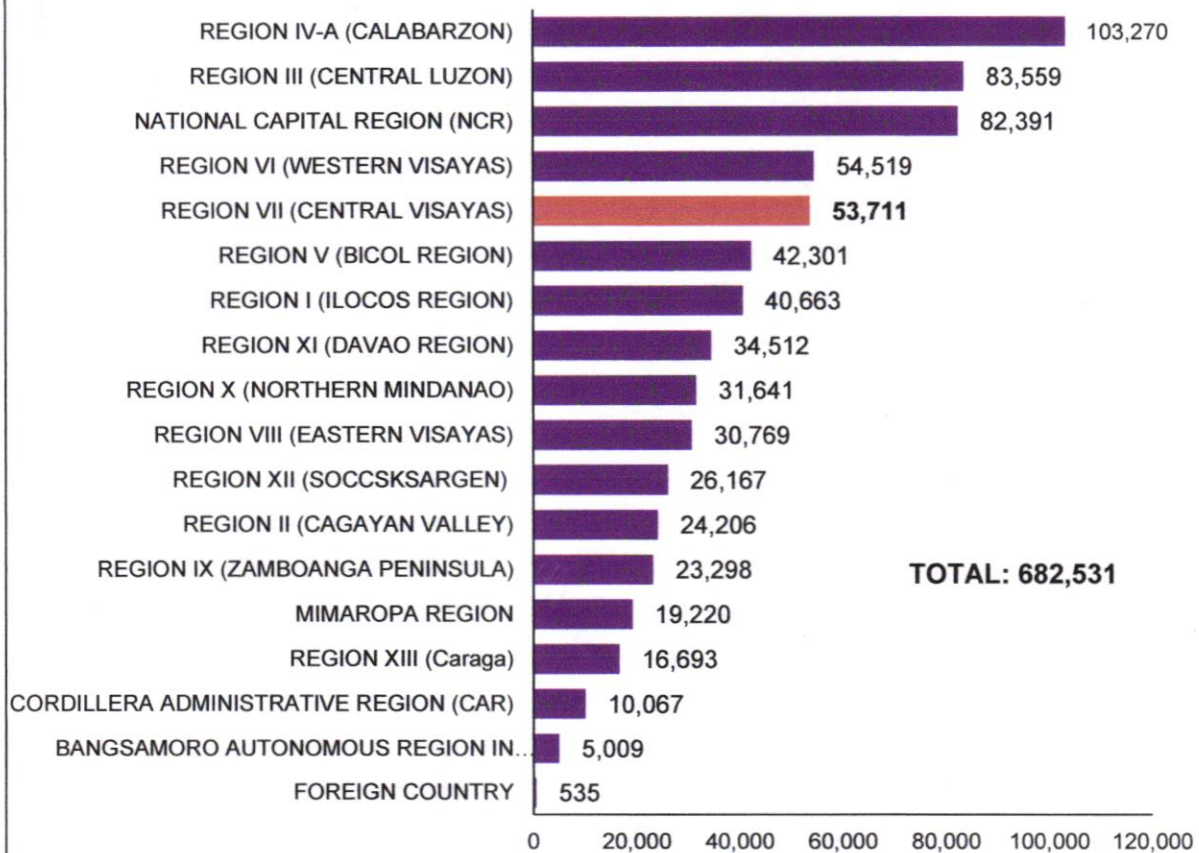
**Date of Release:** 31 October 2024

**Reference No.:** 2024-SR07-030

### Registered Death by Place of Usual Residence

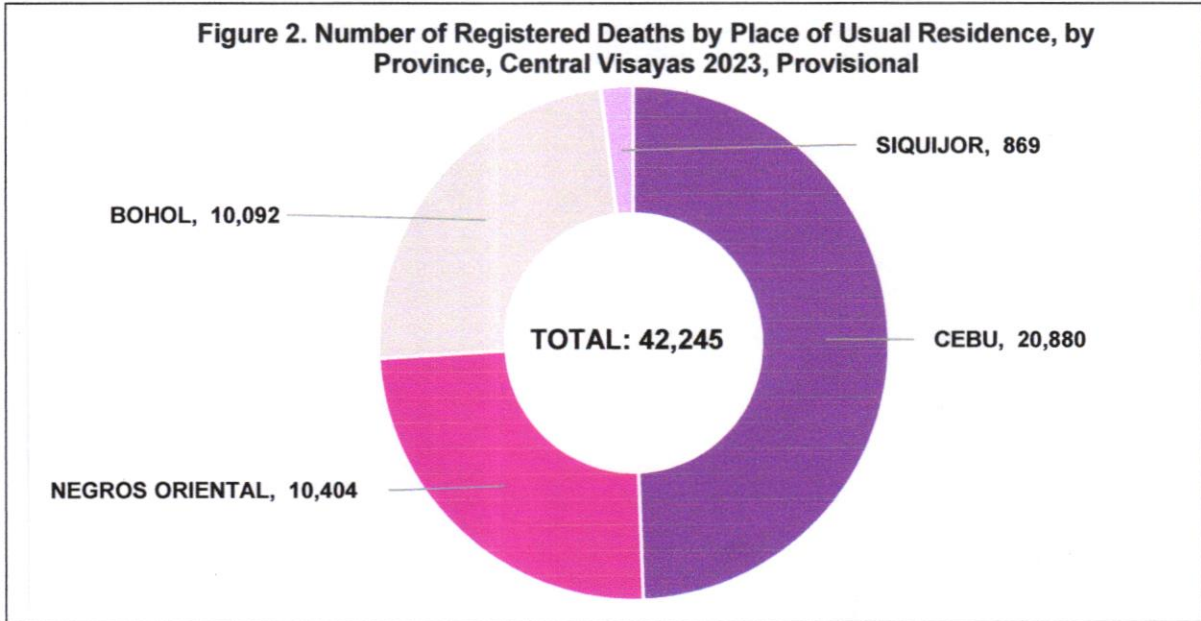
At a national level, a total of 682,531 registered deaths were partially recorded in 2023. Central Visayas reported 53,711 deaths or 7.9 percent, constituting a portion of the total registered deaths in the Philippines. Among all regions, Central Visayas ranked fifth in terms of the highest number of registered deaths in the country.

**Figure 1. Number of Registered Deaths by Place of Usual Residence, Central Visayas 2023, Provisional**

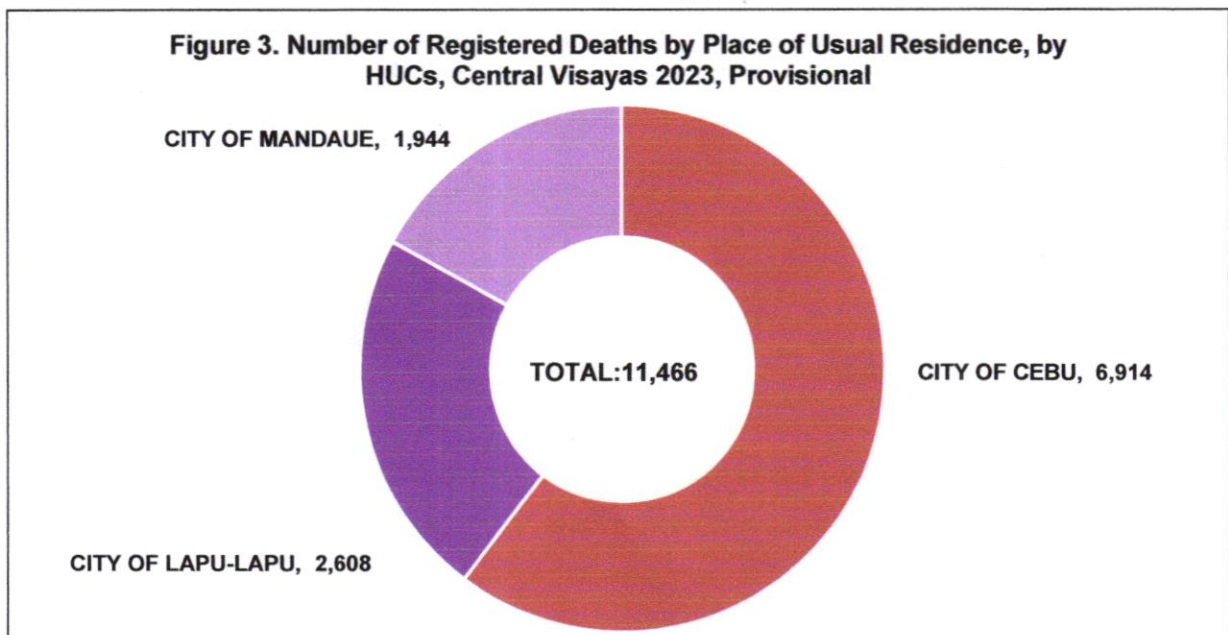


### Registered Death by Place of Usual Residence in Central Visayas

Among provinces in Central Visayas, Cebu Province recorded the highest number of registered deaths with 20,880 or 49.4 percent. This was followed by Negros Oriental with 10,404 or 24.6 percent, and Bohol with 10,092 or 23.9 percent. Conversely, Siquijor had the lowest number of deaths, with only 869 or 2.1 percent.



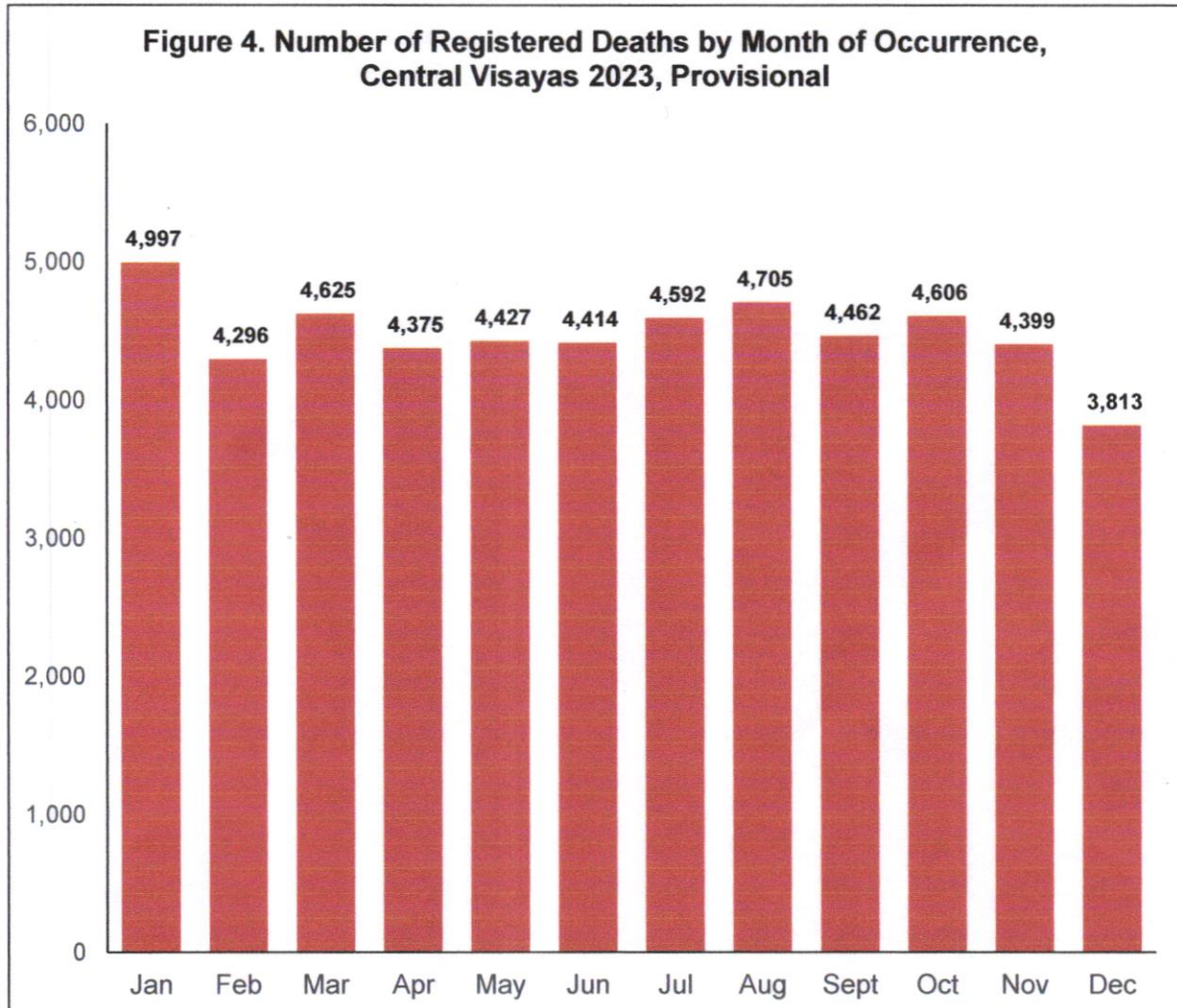
In Highly Urbanized Cities (HUCs), City of Cebu reported the highest number of deaths, totaling 6,914 or 60.3 percent, followed by Lapu-Lapu City with 2,608 or 22.7 percent, and Mandaue City with 1,944 or 17.0 percent. Collectively, HUCs in Cebu accounted for 11,466 registered deaths.





### **Registered Deaths by Month of Occurrence**

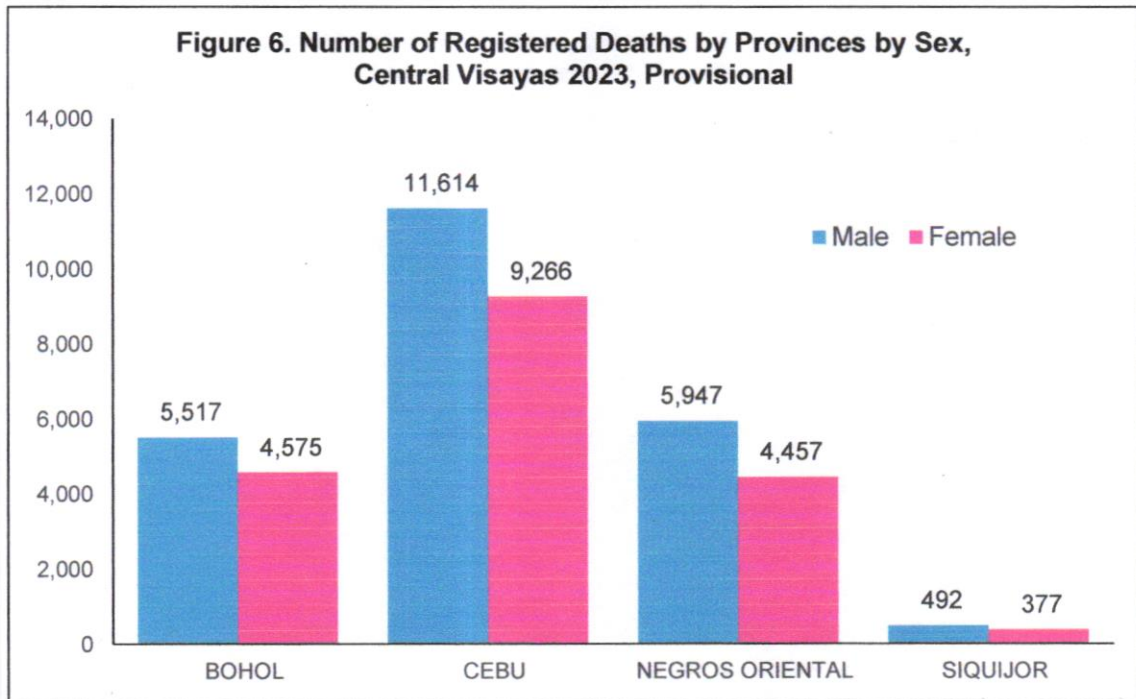
In terms of the number of deaths by month of occurrence in Central Visayas, month of January recorded the highest number of deaths with 4,997 or 9.3 percent, while December had the least number of registered deaths with 3,813 or 7.1 percent.



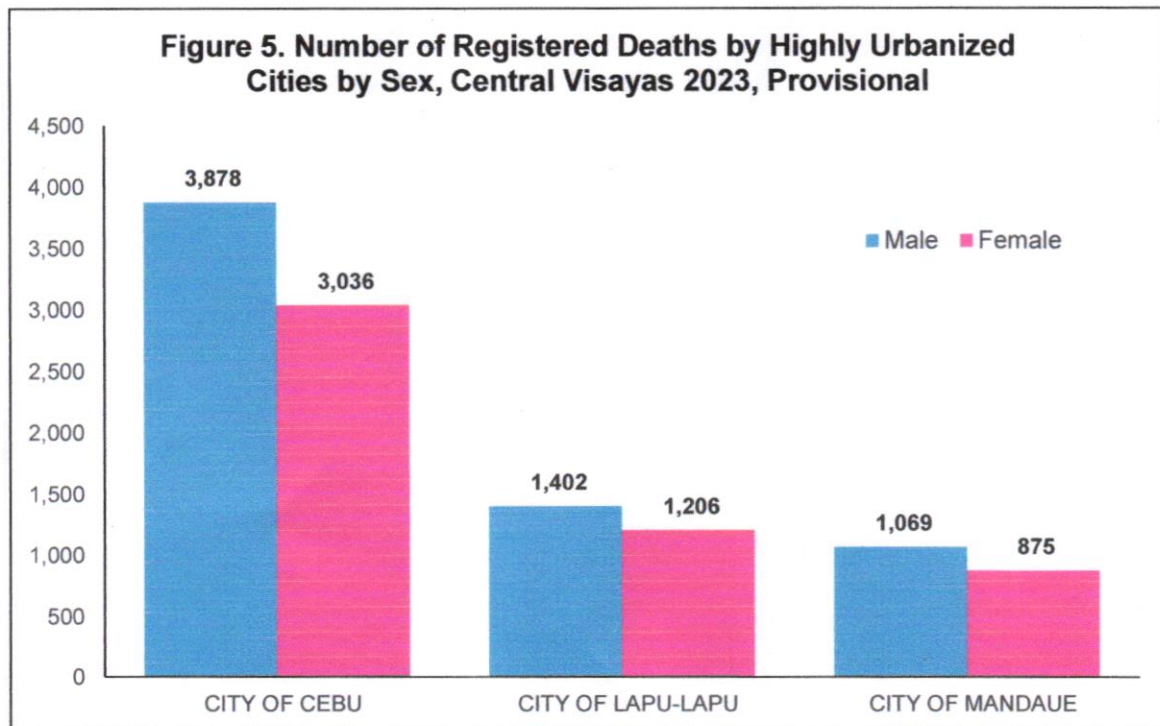
### **Registered Deaths by Place of Usual Residence and Sex**

In Central Visayas, Cebu Province recorded the highest number of male registered deaths with 11,614. This was followed by Negros Oriental with 5,947, Bohol with 5,517 and Siquijor with 492. On the other hand, Cebu Province reported the highest female registered deaths with 9,266, followed by Bohol with 4,575, Negros Oriental with 4,457 and Siquijor with 377.





Meanwhile, in HUCs, City of Cebu recorded the highest number of male registered deaths with 3,878, followed by City of Lapu-Lapu with 1,402 and City of Mandaue with 1,069. On the other hand, City of Cebu has the highest number of female registered deaths with 3,036, followed by City of Lapu-Lapu with 1,402 and lastly City of Mandaue with 1,069.



**Table A. Number of Registered Deaths by Place of Occurrence, By Sex, Provisional 2023, as of 31 July 2024**

Region of Usual Residence	Number of Deaths by Sex		
	Both Sexes	Male	Female
Total	682,531	386,256	296,275
National Capital Region	82,391	45,638	36,753
Cordillera Administrative Region	10,067	5,759	4,308
Region I - Ilocos Region	40,663	22,470	18,193
Region II - Cagayan Valley	24,206	14,133	10,073
Region III - Central Luzon	83,559	47,241	36,318
Region IV-A - CALABARZON	103,270	58,074	45,196
MIMAROPA Region	19,220	11,105	8,115
Region V - Bicol Region	42,301	24,145	18,156
Region VI - Western Visayas	54,519	30,854	23,665
Region VII - Central Visayas	53,711	29,919	23,792
Region VIII - Eastern Visayas	30,769	17,123	13,646
Region IX – Zamboanga Peninsula	23,298	13,404	9,894
Region X - Northern Mindanao	31,641	18,144	13,497
Region XI - Davao Region	34,512	20,115	14,397
Region XII - SOCCSKSARGEN	26,167	15,444	10,723
Region XIII - Caraga	16,693	9,462	7,231
Bangsamoro Autonomous Region in Muslim Mindanao	5,009	2,810	2,199
Foreign Countries	535	416	119

Source: Philippine Statistics Authority, Vital Statistics



Gaisano Capital South Bldg., Colon St., Cebu City  
 Telephone: (032) 412-6794  
 Website: [rso07.psa.gov.ph](http://rso07.psa.gov.ph) \* email address: [rso07@psa.gov.ph](mailto:rso07@psa.gov.ph)



**Table B. Number of Registered Deaths by Region, Province and Highly Urbanized Cities in Central Visayas, Provisional 2023, as of 31 July 2024**

Region/Province	Number of Registered Deaths
Philippines	682,531
Central Visayas	53,711
Bohol	10,092
Cebu	20,880
Negros Oriental	10,404
Siquijor	869
City of Cebu	6,914
City of Lapu-Lapu	2,608
City of Mandaue	53,711

Source: Philippine Statistics Authority, Vital Statistics

**Table C. Number of Registered Deaths by Month in Central Visayas, Provisional 2023, as of 31 July 2024**

Month of Occurrence	Number of Registered Deaths
January	4,997
February	4,296
March	4,625
April	4,375
May	4,427
June	4,414
July	4,592
August	4,705
September	4,462
October	4,606
November	4,399
December	3,813
<b>Total</b>	<b>53,711</b>

Source: Philippine Statistics Authority, Vital Statistics



Gaisano Capital South Bldg., Colon St., Cebu City  
 Telephone: (032) 412-6794  
 Website: [rso07.psa.gov.ph](http://rso07.psa.gov.ph) \* email address: [rso07@psa.gov.ph](mailto:rso07@psa.gov.ph)

**Technical Notes:**

**Vital statistics** » are derived from information obtained at the time when the occurrences of vital events and their characteristics are inscribed in a civil register. Vital acts and events are the births, deaths, fetal deaths, marriages, and all such events that have something to do with an individual's entrance and departure from life together with the changes in civil status that may occur to a person during his lifetime.

**Death** » refers to the permanent disappearance of all evidence of life at any time after live birth has taken place.

**Month of Occurrence** » refers to the month where the vital event took.

**Provisional result** » refers to preliminary result

Source: *Vital Statistics, Philippine Statistics Authority*

Prepared by:

  
**HARGÉE L. MARIANO**  
Administrative Assistant II

Approved by:

  
**ARIEL E. FLORENDO**  
Regional Director

  
EMC/HBJ/ELP

