

SPECIAL RELEASE

Registered Marriages in Negros Oriental, 2023

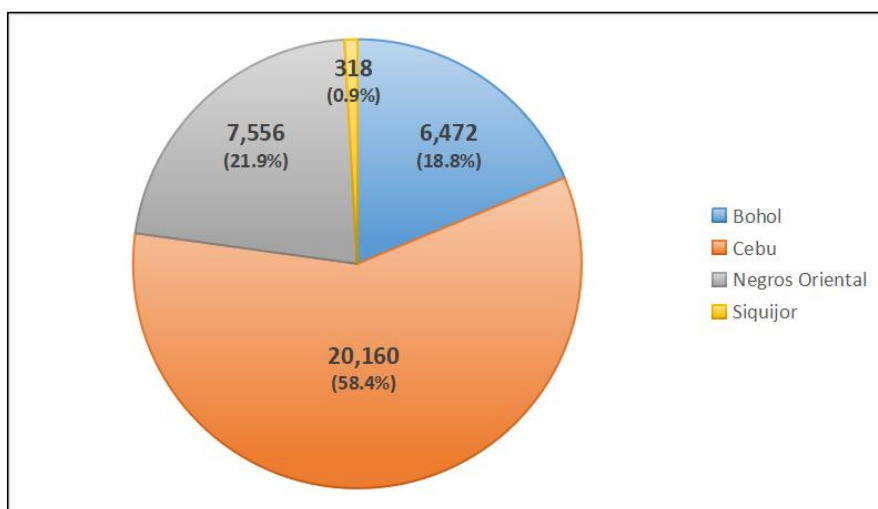
Date of Release: 04 December 2024

Reference No.: 2024-SR46-018

Negros Oriental ranked second in the most number of registered marriages

The province of Negros Oriental ranked second in Region VII - Central Visayas in the total number of registered marriages by place of occurrence in the year 2023. There were 7,556 registered marriages in the province which translated to 21.9 percent of the total marriages registered in the region. This translated to 20 marriages per day on the average in the province. (Figure 1)

Figure 1. Total Number of Registered Marriages by Place of Occurrence, Central Visayas: 2023



Source: Philippine Statistics Authority (Data on marriages are those registered at the Office of the City/Municipal Registrars throughout the country and submitted to the Office of the Civil Registrar General; Certificate of Marriage – Municipal Form 97)

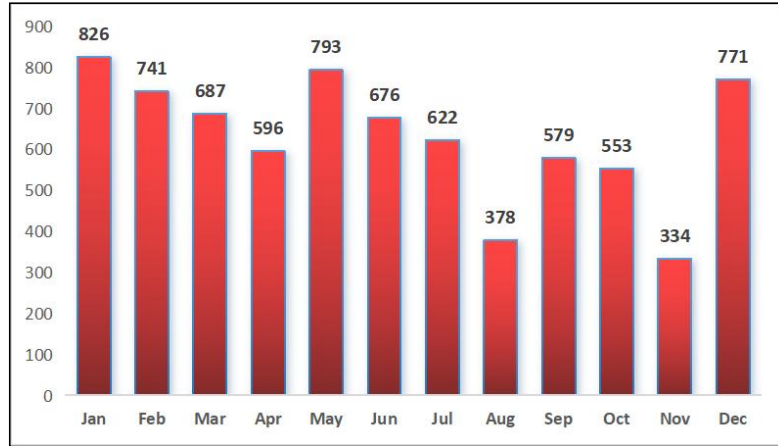
Note: Figures are results of actual registration without any adjustment for under registration

Most number of marriages are registered in January

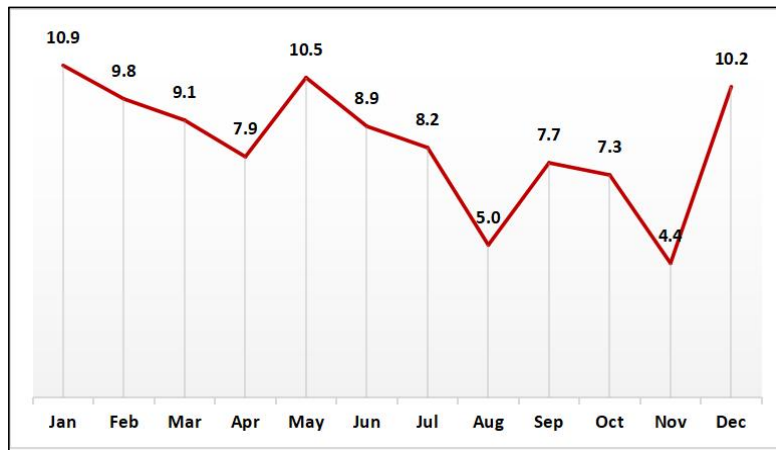
In the year 2023, most registered marriages occurred in January at 826 or 10.9 percent of the total marriages by place of occurrence in Negros Oriental. It was followed by the months of May (10.5% share) and December (10.2% share). On the other hand, the month of November had the least number of marriages (4.4% share). (Figure 2 and Table 1)



Figure 2. Number and Percent Share of Registered Marriages by Month of Occurrence, Negros Oriental: 2023



(2a) Number of Registered Marriages



(2b) Percent Share of Registered Marriages

Source: Philippine Statistics Authority (Data on marriages are those registered at the Office of the City/Municipal Registrars throughout the country and submitted to the Office of the Civil Registrar General; Certificate of Marriage – Municipal Form 97)

Note: Figures are results of actual registration without any adjustment for under registration

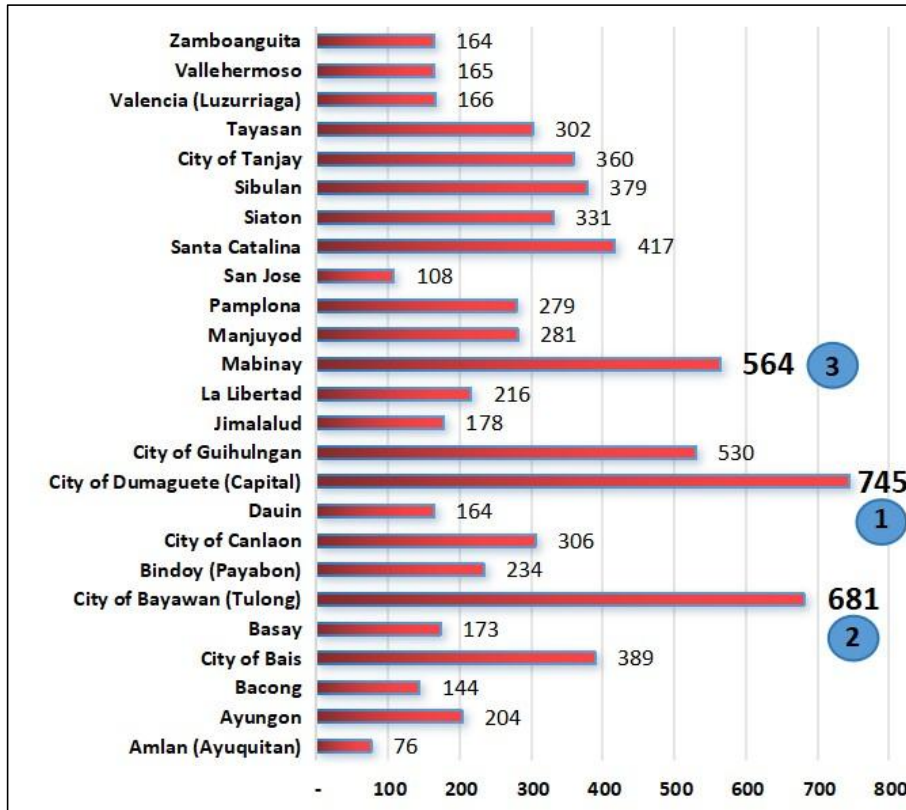
Highest occurrence of marriages recorded in Dumaguete City

Among the 25 cities/municipalities in the province of Negros Oriental, Dumaguete City recorded the highest number of registered marriages with 745 or 9.9 percent of the total marriages. Bayawan City recorded the second highest number of marriages with 681 (9% share) followed by Mabinay with 564 (7.5% share). These three cities/municipality comprised 26.3 percent of the total registered marriages in the province. The same cities/municipality also reported the highest number of registered marriages and maintained their respective ranks in 2022.



On the other hand, the Municipality of Amlan had the lowest number of registered marriages with only 76 or one (1) percent of the total marriages in the province. (Figure 3 and Table 2)

Figure 3. Number of Registered Marriages by City/Municipality, Negros Oriental: 2023



Source: Philippine Statistics Authority (Data on marriages are those registered at the Office of the City/Municipal Registrars throughout the country and submitted to the Office of the Civil Registrar General; Certificate of Marriage – Municipal Form 97)

Note: Figures are results of actual registration without any adjustment for under registration

Majority of couples married between ages 25 to 29 years

In the year 2023, majority of couples in Negros Oriental married between ages 25 to 29 years. Of the total number of registered marriages, around one in three men (2,573 or 34.1% share) married at these ages, and nearly 35 percent of women (2,507 or 33.2% share) were of the same age group.

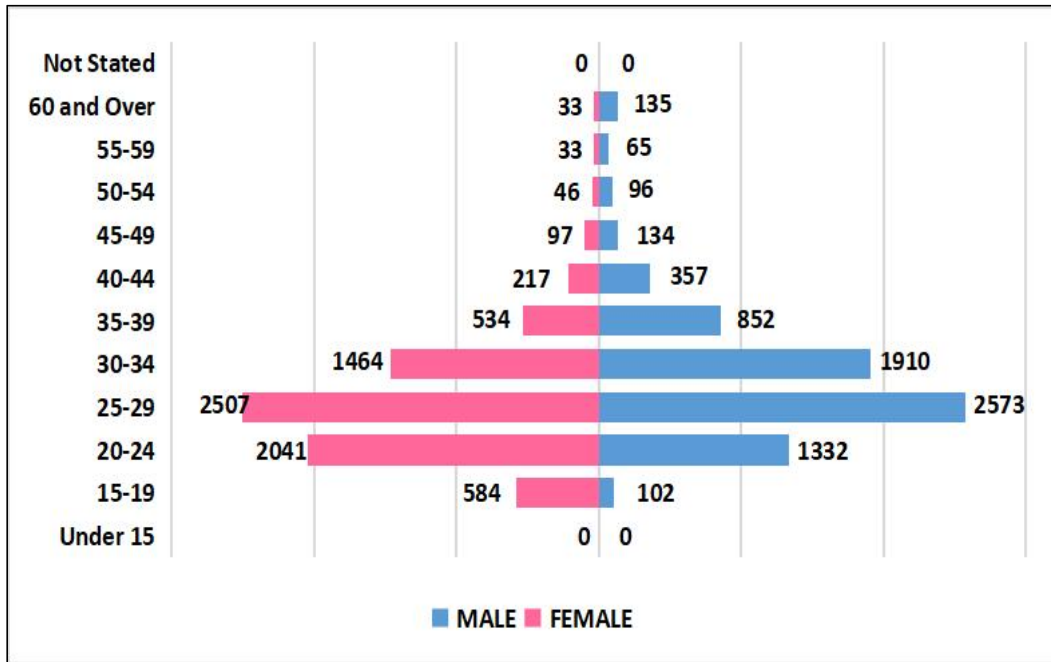
Meanwhile, the number of men who were over 50 years of age (296 or 3.9% share) was twice than the number of women of the same age group (112 or 1.5% share). (Figure 4 and Table 3)



Marriages involving adolescent females were five times as much as those involving adolescent males

In 2023, a total of 584 (7.7% share) marriages involved adolescent females below 20 years old. This is five times than the number of marriages involving adolescent males (102 or 1.3% share).

Figure 4. Number of Registered Marriages by Age Group of Male and Female, Negros Oriental: 2023



Source: Philippine Statistics Authority (Data on marriages are those registered at the Office of the City/Municipal Registrars throughout the country and submitted to the Office of the Civil Registrar General; Certificate of Marriage – Municipal Form 97)

Note: Figures are results of actual registration without any adjustment for under registration

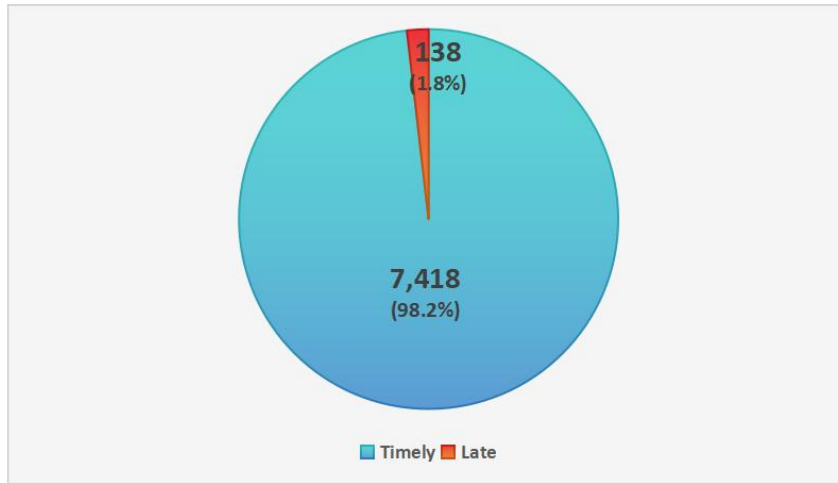
Ninety-eight percent of the total number of marriages were timely registrations

Of the total number of marriages in Negros Oriental, 98.2 percent or 7,418 marriages were timely registrations, an increase of 2.3 percent from the total timely registrations of 95.9 percent or 8,086 marriages in the previous year.

On the other hand, 1.8 percent or 138 marriages were delayed registrations. (Figure 5)




Figure 5. Number of Registered Marriages by Registration Status, Negros Oriental: 2023




Source: Philippine Statistics Authority (Data on marriages are those registered at the Office of the City/Municipal Registrars throughout the country and submitted to the Office of the Civil Registrar General; Certificate of Marriage – Municipal Form 97)

Note: Figures are results of actual registration without any adjustment for under registration

Prepared by:


CRISLOR V. FLORES
Registration Officer I

Approved by:


ARIEL T. FORTUITO
Chief Statistical Specialist


JTYMFOG

Attachments:

1. *Table 1. Number of Registered Marriages, Percent Share, and Daily Average, by Month of Occurrence, Negros Oriental: 2023*
2. *Table 2. Number of Registered Marriages, Percent Share, and Percent Change, by Place of Occurrence, Negros Oriental: 2023*
3. *Table 3. Number and Percent Share of Registered Marriages by Age Group and Sex, Negros Oriental: 2023*



2nd Floor Purple Building, Bagacay, Dumaguete City, Negros Oriental
Telephone: (035) 422-4372

Website: rss07.psa.gov.ph/negrosoriental, Email: negrosoriental@psa.gov.ph

Table 1. Number of Registered Marriages, Percent Share, and Daily Average, by Month of Occurrence, Negros Oriental: 2023

Month of Occurrence	Number	Percent Share (%)	Daily Average
Total	7,556	100	21
January	826	10.9	27
February	741	9.8	26
March	687	9.1	22
April	596	7.9	20
May	793	10.5	26
June	676	8.9	23
July	622	8.2	20
August	378	5.0	12
September	579	7.7	19
October	553	7.3	18
November	334	4.4	11
December	771	10.2	25

Source: Philippine Statistics Authority (Data on marriages are those registered at the Office of the City/Municipal Registrars throughout the country and submitted to the Office of the Civil Registrar General; Certificate of Marriage – Municipal Form 97)

Notes: Figures are results of actual registration without any adjustment of under registration.

Table 2. Number of Registered Marriages, Percent Share, and Percent Change, by Place of Occurrence, Negros Oriental: 2023

Place of Occurrence	2023		2022		Percent Change
	Number	Share (%)	Number	Share (%)	
NEGROS ORIENTAL	7,556	100	8,435	100	-10.4
Amlan (Ayuquitan)	76	1.0	185	2.2	-58.9
Ayungon	204	2.7	441	5.2	-53.7
Bacong	144	1.9	154	1.8	-6.5
City of Bais	389	5.1	433	5.1	-10.2
Basay	173	2.3	186	2.2	-7.0
City of Bayawan (Tulong)	681	9.0	620	7.4	9.8
Bindoy (Payabon)	234	3.1	176	2.1	33.0
City of Canlaon	306	4.0	522	6.2	-41.4
Dauin	164	2.2	177	2.1	-7.3
City of Dumaguete (Capital)	745	9.9	952	11.3	-21.7
City of Guihulngan	530	7.0	597	7.1	-11.2
Jimalalud	178	2.4	160	1.9	11.3
La Libertad	216	2.9	201	2.4	7.5
Mabinay	564	7.5	605	7.2	-6.8
Manjuyod	281	3.7	290	3.4	-3.1
Pamplona	279	3.7	303	3.6	-7.9
San Jose	108	1.4	144	1.7	-25.0
Santa Catalina	417	5.5	527	6.2	-20.9
Siaton	331	4.4	323	3.8	2.5
Sibulan	379	5.0	333	3.9	13.8
City of Tanjay	360	4.8	371	4.4	-3.0
Tayasan	302	4.0	210	2.5	43.8
Valencia (Luzurriaga)	166	2.2	187	2.2	-11.2
Vallehermoso	165	2.2	172	2.0	-4.1
Zamboangita	164	2.2	166	2.0	-1.2

Source: Philippine Statistics Authority (Data on marriages are those registered at the Office of the City/Municipal Registrars throughout the country and submitted to the Office of the Civil Registrar General; Certificate of Marriage – Municipal Form 97)

Notes: Figures are results of actual registration without any adjustment of under registration.

Table 3. Number and Percent Share of Registered Marriages by Age Group and Sex, Negros Oriental: 2023

Age Group	Male		Female	
	Number	Share (%)	Number	Share (%)
All Ages	7,556	100.0	7,556	100.0
Under 15	-	-	-	-
15 - 19	102	1.3	584	7.7
20 - 24	1332	17.6	2041	27.0
25 - 29	2573	34.1	2507	33.2
30 - 34	1910	25.3	1464	19.4
35 - 39	852	11.3	534	7.1
40 - 44	357	4.7	217	2.9
45 - 49	134	1.8	97	1.3
50 - 54	96	1.3	46	0.6
55 - 59	65	0.9	33	0.4
60 and over	135	1.8	33	0.4
Not Stated	-	-	-	-

Source: Philippine Statistics Authority (Data on marriages are those registered at the Office of the City/Municipal Registrars throughout the country and submitted to the Office of the Civil Registrar General; Certificate of Marriage – Municipal Form 97)

Notes: Figures are results of actual registration without any adjustment of under registration.