



CENTRAL VISAYAS

INFLATION RATE FOR ALL INCOME HOUSEHOLDS, MARCH 2024 (2018=100)



Inflation Rate is equivalent to a decline in the purchasing power of the peso. It is the change in the Consumer Price Index over a specific period of time (usually a month or a year). The 2018=100 means the base year or base period at which the index is set to 100.

All income households in Central Visayas



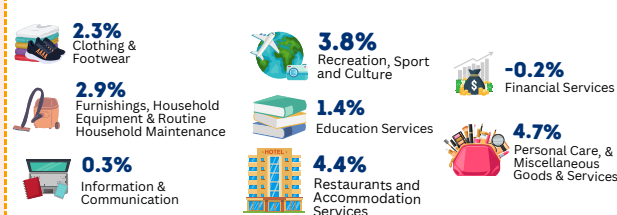
Main Drivers to the Upward Trend of the Regional Inflation

FEBRUARY 2024		MARCH 2024	
Food & Non-Alcoholic Beverages	2.9%	Health	4.7%
	4.1%		4.5%

Three commodity groups registered lower inflation rates during the month:

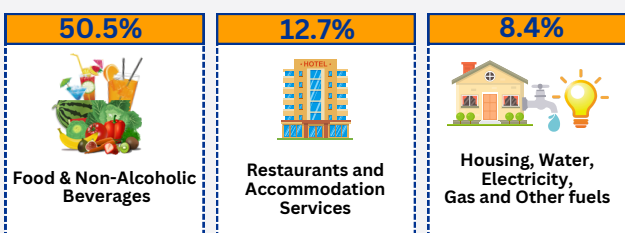


Commodity groups retained their previous month's rate:



Main Contributors to the Regional Inflation


The top three commodity groups contributing to the 3.2 percent regional inflation in March 2024 were the following:



FOOD INFLATION

Food inflation at the regional level accelerated to **4.2%** in March 2024 from 2.9 percent in February 2024.


Main Drivers to the Upward Trend of Food Inflation



FEBRUARY 2024 MARCH 2024

Main Contributors to the Food Inflation

The top three food groups in terms of contribution to the food inflation during the month were the following:



INFLATION RATE ACROSS PROVINCES

Among the provinces and Highly Urbanized Cities (HUCs) of Central Visayas, **Province of Cebu** recorded the **lowest inflation** in March 2024 at **0.3 percent** while **City of Mandaue** recorded the **highest inflation** during the month at **7.5 percent**.

