



CENTRAL VISAYAS

INFLATION RATE FOR ALL INCOME HOUSEHOLDS, JUNE 2024 (2018=100)

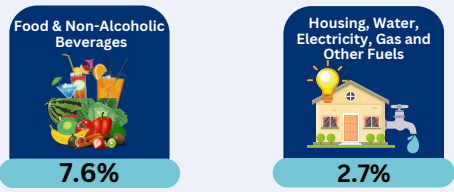
Inflation Rate is equivalent to a decline in the purchasing power of the peso. It is the change in the Consumer Price Index over a specific period of time (usually a month or a year). The 2018=100 means the base year or base period at which the index is set to 100.



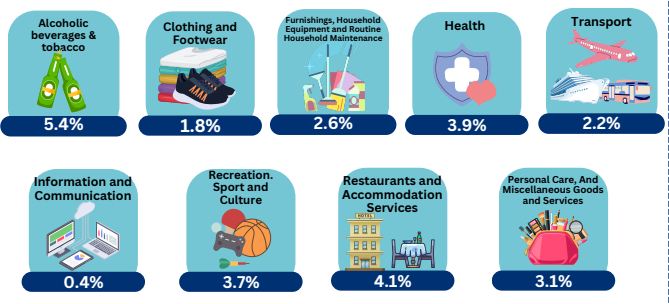
Headline or overall Inflation in Central Visayas accelerated to

↑ 4.8% in June 2024 from 4.0 percent in May 2024.

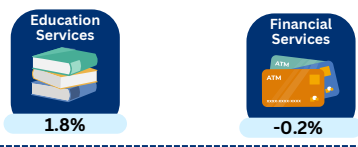
Main Drivers to the Upward Trend of the Regional Inflation



Slower annual increases were posted in the indices of the following commodity groups:

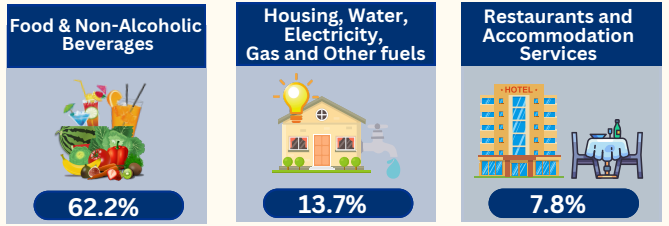


Commodity groups that retained their previous month's rate:



Main Contributors to the Regional Inflation

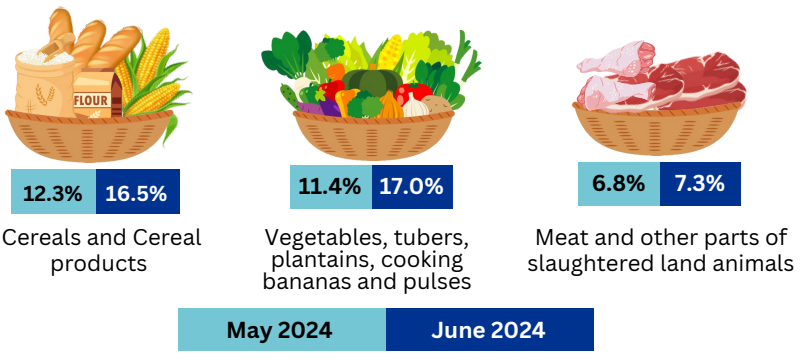
Top three contributors to the June 2024 overall inflation for All Income Households (in percent share)



FOOD INFLATION

Food inflation at the regional level rose to **8.0%** in June 2024 from **6.7 percent** in May 2024.

Main Drivers to the Upward Trend of Food Inflation



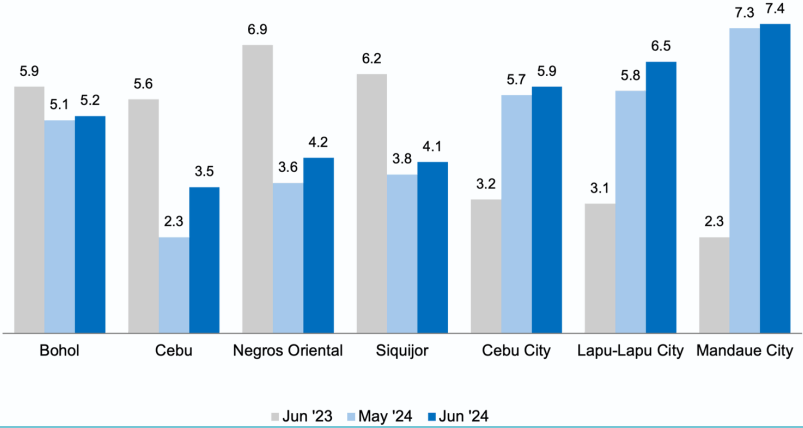
Main Contributors to the Food Inflation

The top three food groups in terms of contribution to the food inflation during the month (in percent share)



INFLATION RATE ACROSS PROVINCES/HUCs

All provinces and Highly Urbanized Cities (HUCs) recorded faster year-on-year growth rates this month compared to the previous month's inflation rates.



Vectors: canva.com, google.com