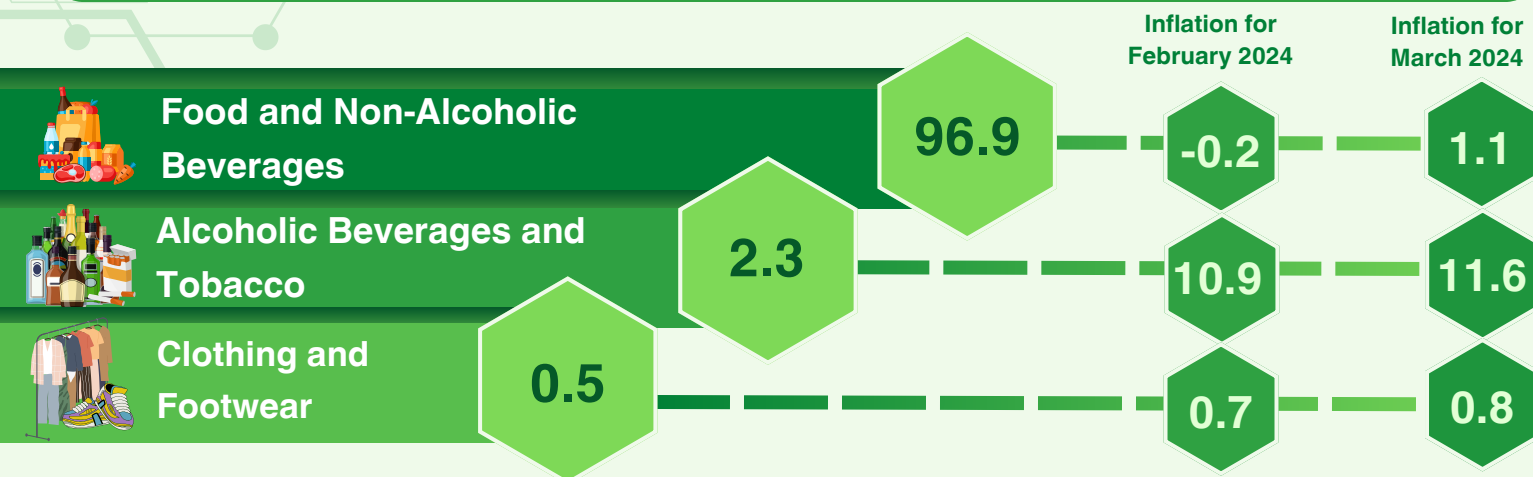


INFLATION RATE for ALL INCOME HOUSEHOLDS

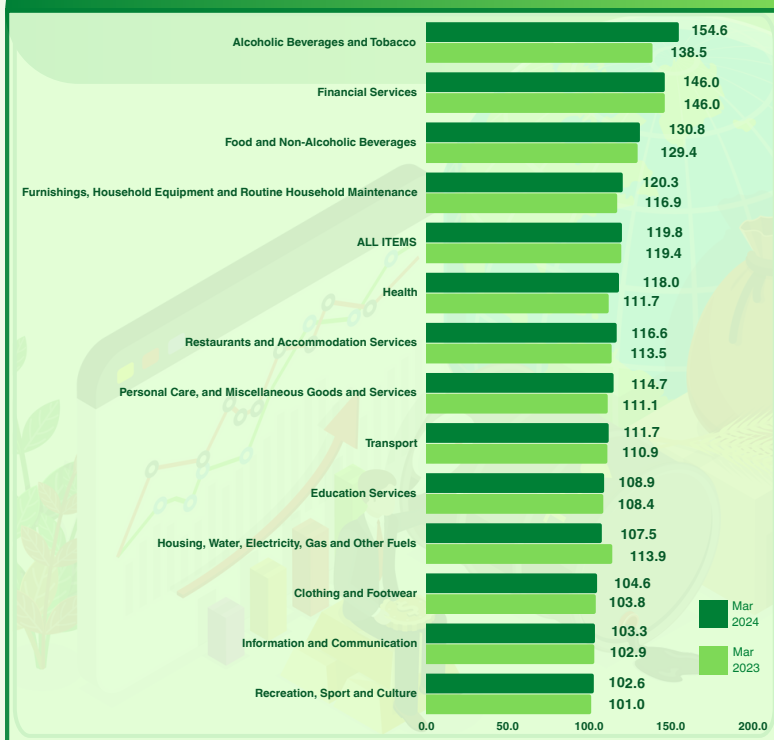
	March 2023	February 2024	March 2024	
CEBU	8.1	-0.2	0.3	↑
CITY of CEBU	4.3	4.5	4.7	↑
CITY of LAPU-LAPU	4.5	4.5	5.6	↑
CITY of MANDAUE	3.1	6.7	7.5	↑

Note: Increase ↑/decrease ↓ relative to February 2024 Inflation

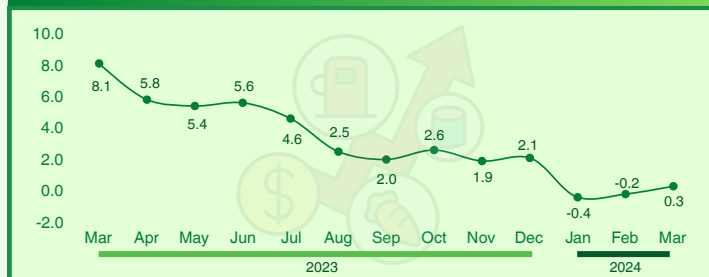
MAIN DRIVERS OF ACCELERATION (%share)



CPI by Commodity Group

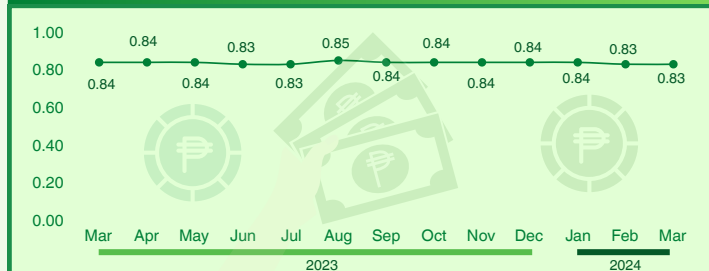


Inflation Rate from Mar 2023 to Mar 2024



CPI is an indicator of the change in the average retail prices of a fixed basket of goods and services commonly purchased by households relative to a base year.

Purchasing Power of Peso from Mar 2023 to Mar 2024



PPP shows how much peso in the base period is worth in the current period. It is computed as the reciprocal of the CPI for the period under review multiplied by 100.

CPI, Inflation Rates, and PPP for All Income Households in Cebu are Posted at <https://openstat.psa.gov.ph/Database/Prices/Price-Indices>

