



# CITY OF LAPU-LAPU CONSUMER PRICE INDEX

for All Income Households

JUNE 2024 (2018 = 100)

Inflation relative to May 2024 Inflation



**6.5**

Jun 2024

**5.8**

May 2024

**3.1**

Jun 2023

## Main Drivers to the Upward Trend of Inflation

1



Housing, Water, Electricity, Gas and Other Fuels

Jun  
**5.5**

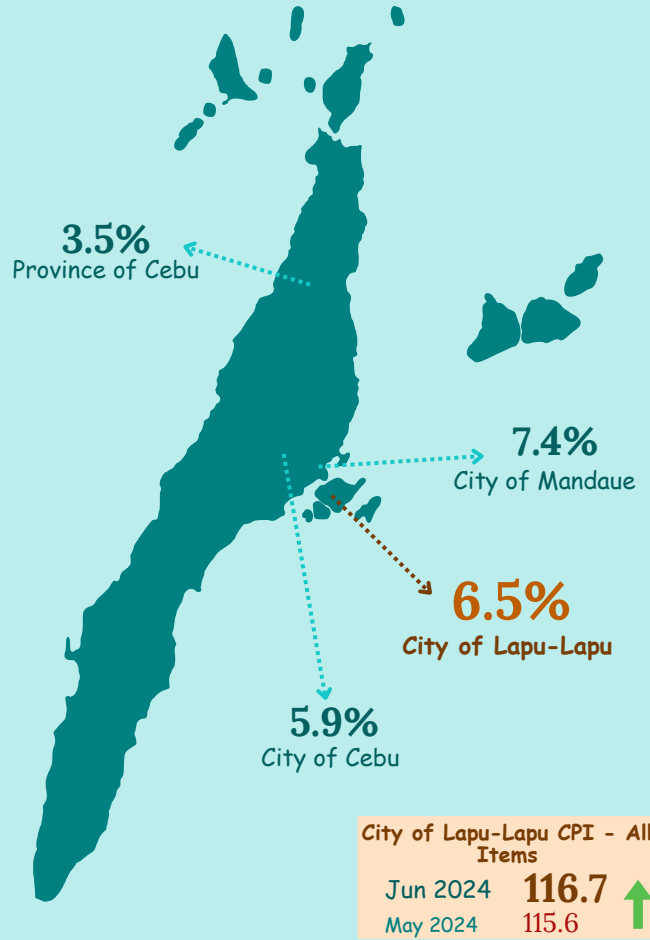
May Inf  
**1.6**

Percent Share  
**100.0**

## Remaining Commodity Groups Inflation Rate relative to May Inflation



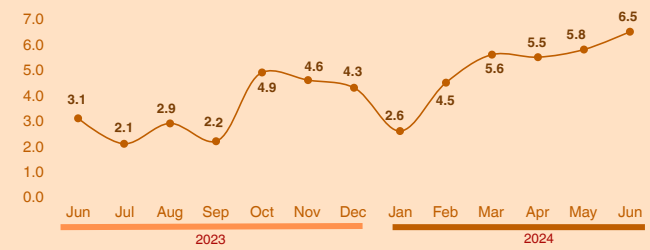
## Inflation Rate Across Domains in Cebu Province



City of Lapu-Lapu CPI - All Items  
Jun 2024 **116.7** ↑  
May 2024 **115.6**

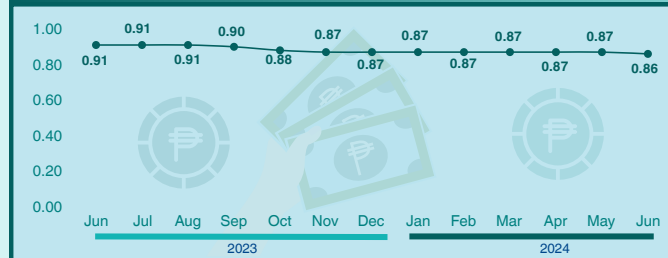
Consumer Price Index (CPI) is an indicator of the change in the average retail prices of a fixed basket of goods and services commonly purchased by households relative to a base year.

## Inflation Rate from June 2023 to June 2024



Inflation Rate is the rate of change or the year-on-year change of CPI. It is interpreted in terms of declining purchasing power of peso.

## Purchasing Power of Peso from June 2023 to June 2024



PPP shows how much peso in the base period is worth in the current period. It is computed as the reciprocal of the CPI for the period under review multiplied by 100.

## Main Driver to the Downward Trend of Inflation - Food Only

\*While the overall inflation is up, Food (only) group inflation declined.



**6.5**

Jun 2024

**6.6**

May 2024

**6.7**

Jun 2023

1

Jun Inf **-13.2**  
May Inf **-7.5**

Percent Share  
**70.3**



Fish and Other Seafood

2

Jun Inf **11.3**  
May Inf **16.1**

Percent Share  
**17.1**



Fruits and Nuts

3

Jun Inf **5.0**  
May Inf **6.3**

Percent Share  
**9.4**



Milk, other dairy products and eggs

CPI, Inflation Rates, and PPP for All Income Households in Cebu are Posted at <https://openstat.psa.gov.ph/Database/Prices/Price-Indices>