

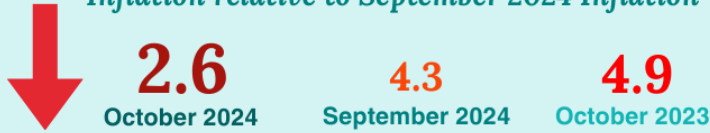


# CITY OF LAPU-LAPU CONSUMER PRICE INDEX

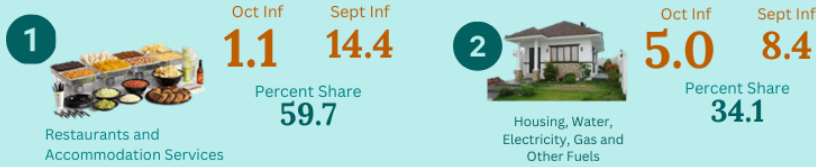
for All Income Households

OCTOBER 2024 (2018 = 100)

Inflation relative to September 2024 Inflation



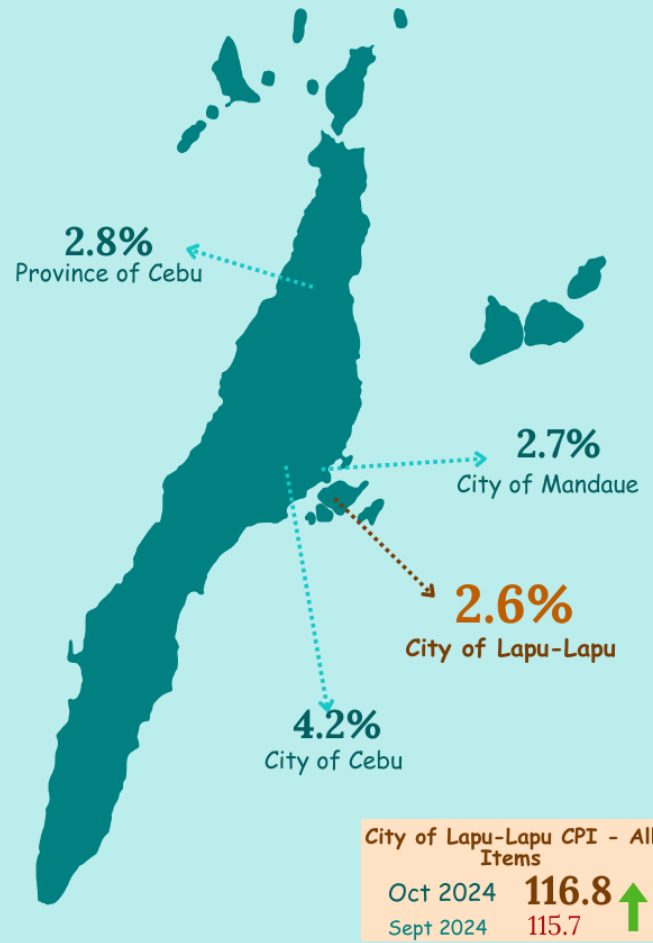
## Main Drivers to the Downward Trend of Inflation



## Remaining Commodity Groups Inflation Rate relative to September Inflation



## Inflation Rate Across Domains in Cebu Province



City of Lapu-Lapu CPI - All Items  
Oct 2024 **116.8** ↑  
Sept 2024 115.7

Consumer Price Index (CPI) is an indicator of the change in the average retail prices of a fixed basket of goods and services commonly purchased by households relative to a base year.

## Inflation Rate from October 2023 to October 2024

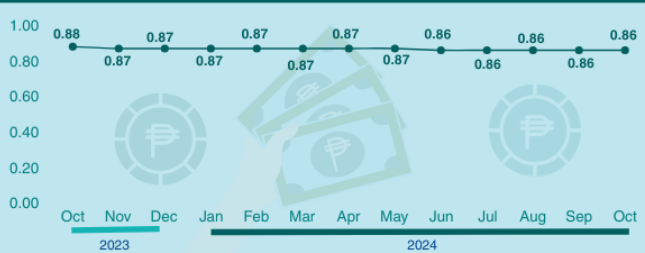


Inflation Rate is the rate of change or the year-on-year change of CPI. It is interpreted in terms of declining purchasing power of peso.

## Main Driver to the Upward Trend of Inflation - Food Only



## Purchasing Power of Peso from October 2023 to October 2024



PPP shows how much peso in the base period is worth in the current period. It is computed as the reciprocal of the CPI for the period under review multiplied by 100.

CPI, Inflation Rates, and PPP for All Income Households in Cebu are Posted at <https://openstat.psa.gov.ph/Database/Prices/Price-Indices>