

ECONOMIC PERFORMANCE OF THE CITY OF LAPU-LAPU IN 2023

At Constant 2018 Prices

City of Lapu-Lapu
Ranks 5th

in terms of share to the
GDP of Central Visayas

12.0 %

Share to the Total Economy of
Central Visayas

PHP 165.61 BILLION

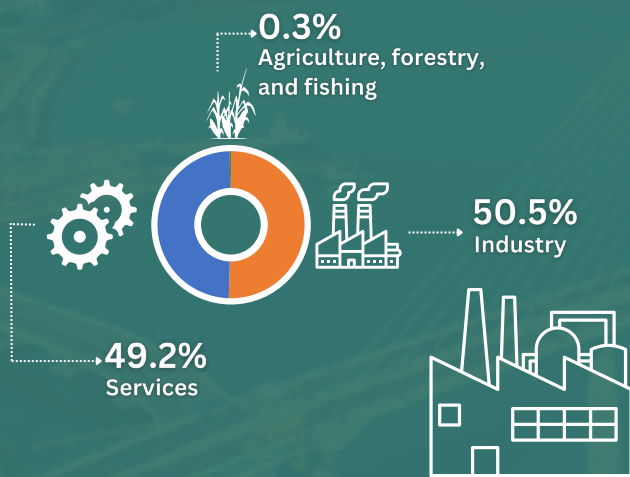
Gross Domestic Product (GDP)




Levels (in Billion PhP) and Growth Rates



Percent Share by Major Industry




Growth Rates by Industry (in Percent)



Growth Rates by Major Industry



Top 3 Industries with the Largest Share



Per Capita GDP

PhP 336,170

7.4 %

Growth Rate

AFF - Agriculture, forestry, and fishing
MAQ - Mining and quarrying
MFG - Manufacturing
ESWW - Electricity, steam, water and waste management
CNS - Construction
TRD - Wholesale and retail trade; repair of motor vehicle and motorcycle
TAS - Transportation and storage
AFSA - Accommodation and food service activities

IAC - Information and communication
FIA - Financial and insurance activities
REOD - Real estate and ownership of dwellings
PBS - Professional and business services
PAD - Public administration and defense; compulsory social security
EDUC - Education
HHSW - Human health and social work activities
OS - Other services

