

# ECONOMIC PERFORMANCE OF THE CITY OF MANDAUE IN 2023

At Constant 2018 Prices

## City of Mandaue

### RANKS 6TH

in terms of share to the GDP of Central Visayas

## 8.5 %


Share to the Total Economy of Central Visayas

## PHP 117.99 BILLION

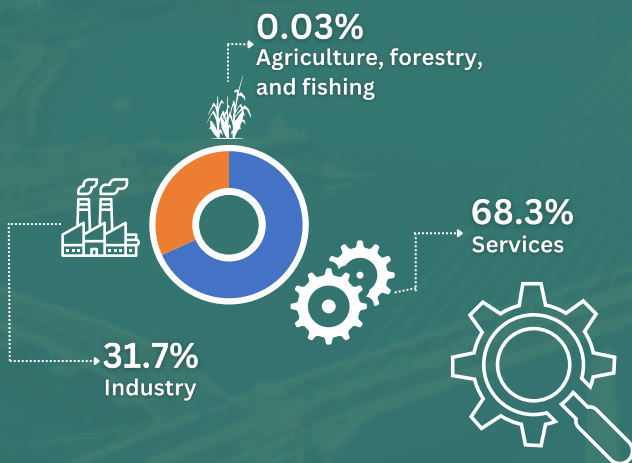
Gross Domestic Product (GDP)



Levels (in Billion PhP) and Growth Rates




### Percent Share by Major Industry

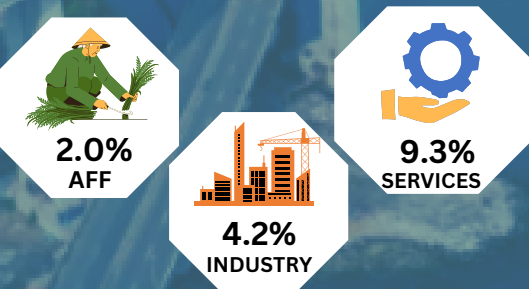


Note: Details may not add up due to rounding


### Growth Rates by Industry (in Percent)



### Growth Rates by Major Industry



### Top 3 Industries with the Largest Share



### Per Capita GDP

PhP 292,850

6.7 %

Growth Rate

AFF - Agriculture, forestry, and fishing  
MAQ - Mining and quarrying  
MFG - Manufacturing  
ESWW - Electricity, steam, water and waste management  
CNS - Construction  
TRD - Wholesale and retail trade; repair of motor vehicle and motorcycle  
TAS - Transportation and storage  
AFSA - Accommodation and food service activities

IAC - Information and communication  
FIA - Financial and insurance activities  
REOD - Real estate and ownership of dwellings  
PBS - Professional and business services  
PAD - Public administration and defense; compulsory social security  
EDUC - Education  
HHSW - Human health and social work activities  
OS - Other services

