

# ECONOMIC PERFORMANCE OF THE PROVINCE OF CEBU IN 2023

At Constant 2018 Prices

## Province of Cebu

remains to be the

**LARGEST ECONOMY**

in Central Visayas

**29.8 %**

Share to the Total Economy of  
Central Visayas

**PHP 411.32 BILLION**

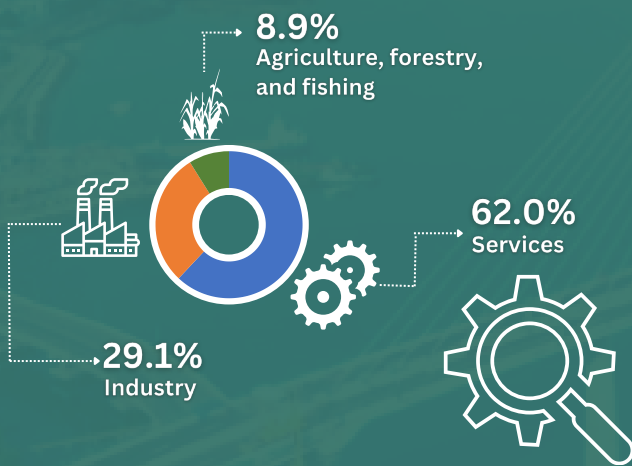
Gross Domestic Product (GDP)



Levels (in Billion PhP) and Growth Rates



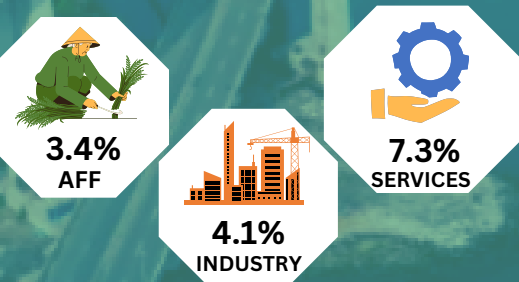
### Percent Share by Major Industry



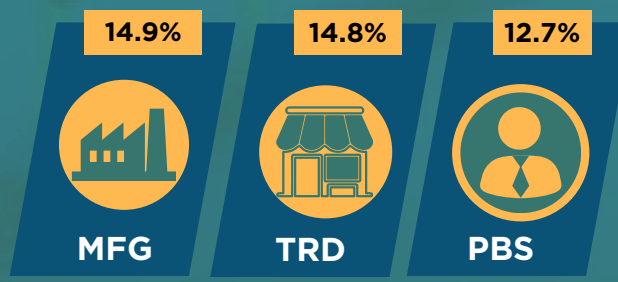
### Growth Rates by Industry (in Percent)



### Growth Rates by Major Industry



### Top 3 Industries with the Largest Share



### Per Capita GDP

**PhP 120,082**

**4.3 %**

**Growth Rate**

AFF - Agriculture, forestry, and fishing  
MAQ - Mining and quarrying  
MFG - Manufacturing  
ESWW - Electricity, steam, water and waste management  
CNS - Construction  
TRD - Wholesale and retail trade; repair of motor vehicle and motorcycle  
TAS - Transportation and storage  
AFSA - Accommodation and food service activities

IAC - Information and communication  
FIA - Financial and insurance activities  
REOD - Real estate and ownership of dwellings  
PBS - Professional and business services  
PAD - Public administration and defense; compulsory social security  
EDUC - Education  
HHSW - Human health and social work activities  
OS - Other services

