

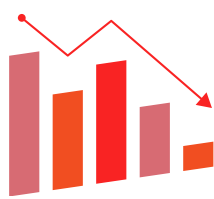
SIQUIJOR PROVINCE INFLATION RATE and CONSUMER PRICE INDEX

DECEMBER 2023

INFLATION RATE

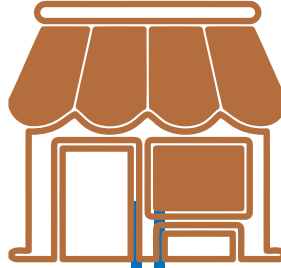
Siquijor's inflation rate slowed down further to

5.3 %




in **December 2023** which is lower by 0.4% from the previous month's record at 5.7%.

Compared to the same period in 2022, this is lower by 5.0%.




CPI PER COMMODITY GROUP

131.3
Food and Non-Alcoholic Beverages




148.8
Alcoholic Beverages and Tobacco



121.7
Clothing and Footwear




123.1
Housing, Water, Electricity, Gas and Other Fuels



125.0
Furnishings & Routine of Household Maint.



118.8
Health



130.6
Transport



100.0
Information & Communication



103.3
Recreation Sport and Culture



108.5
Education Services



135.5
Restaurants & Accommodation Services



162.8
Financial Services



113.9
Personal Care & Misc. Goods & Services



PURCHASING POWER OF PESO



Siquijor's purchasing power of peso declined to

0.79

in **December 2023** which is lower by 0.04 compared to the same period in 2022 of 0.83

CONSUMER PRICE INDEX



The same basket of goods and services worth 101.0 pesos in December 2018 is worth 127.0 pesos in **December 2023**

127.0

