

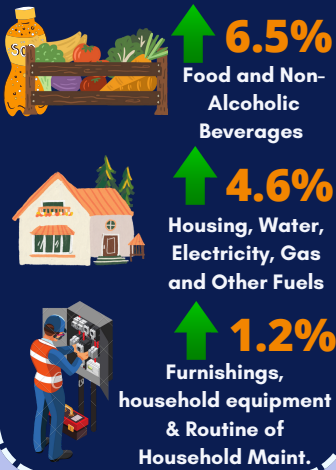
# 4.3%

July 2024 Siquijor rate of inflation increases from the previous month's record

## PROVINCE OF SIQUIJOR INFLATION RATE FOR ALL INCOME HOUSEHOLDS, JULY 2024 (2018=100)

INFLATION RATE is the annual rate of change, or the year-on-year change of CPI expressed in percent. Inflation is interpreted in terms of declining purchasing power of money.

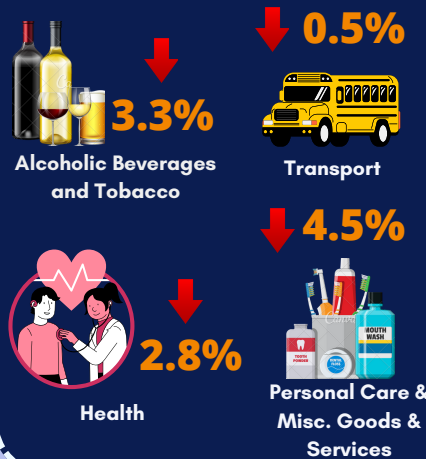
### Main Drivers to the Upward Trend of the Inflation



### Commodity groups that posted an increase in inflation:



### The following commodity groups recorded a decrease in inflation:



### Commodity groups that retained their previous month's rate:



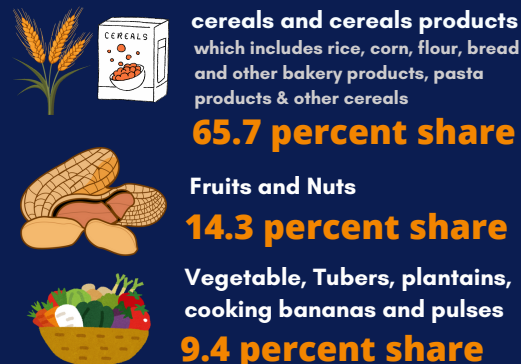
### Main Contributors to the Headline Inflation




## FOOD INFLATION

At the Provincial Level, food inflation increased in **July 2024** from 5.9% in June 2024. **↑ 6.5%**

### Main Contributors to the Food Inflation



### Main Drivers to the Upward Trend of the Food Inflation



## CONSUMER PRICE INDEX

**127.9**

The same basket of goods and services worth 100.0 pesos in year 2018 is worth 127.9 pesos in **July 2024**

## PURCHASING POWER OF PESO

Siquijor's purchasing power of peso remained in **July 2024** at **0.78**