

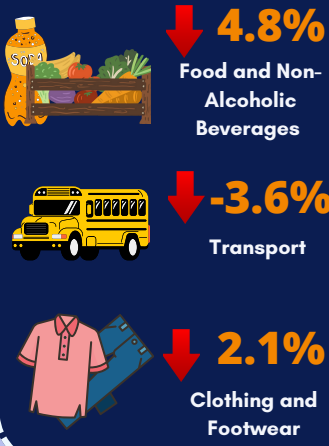
3.1%

August 2024 Siquijor rate of inflation decreases from the previous month's record

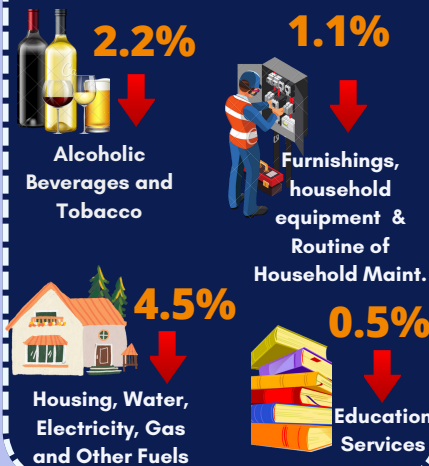
PROVINCE OF SIQUIJOR INFLATION RATE FOR ALL INCOME HOUSEHOLDS, AUGUST 2024 (2018=100)

INFLATION RATE is the annual rate of change, or the year-on-year change of CPI expressed in percent. Inflation is interpreted in terms of declining purchasing power of money.

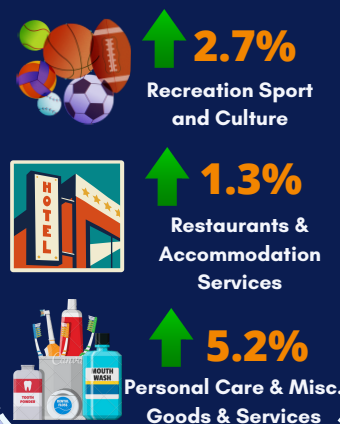
Main Drivers to the Downward Trend of the Inflation



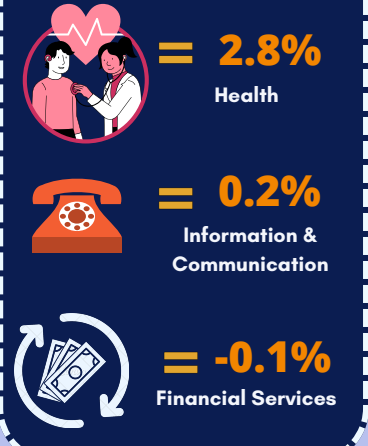
Commodity groups that posted a decrease in inflation:



The following commodity groups recorded an increase in inflation:



Commodity groups that retained their previous month's rate:



Main Contributors to the Headline Inflation

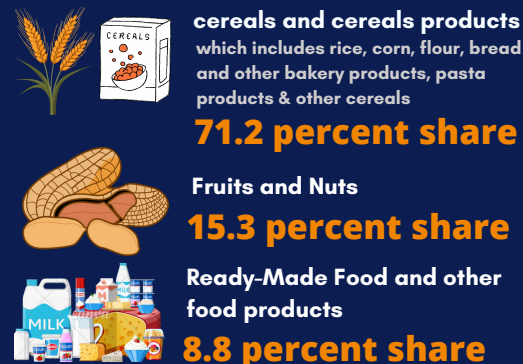


FOOD INFLATION

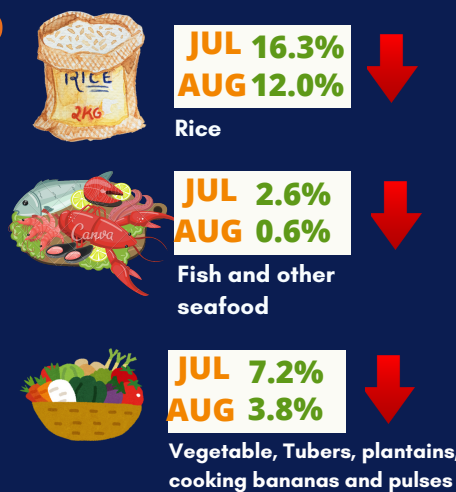
At the Provincial Level, food inflation decreased in August 2024 from 6.5% in June 2024.

4.8%

Main Contributors to the Food Inflation



Main Drivers to the Downward Trend of the Food Inflation



CONSUMER PRICE INDEX

127.9

The same basket of goods and services worth 100.0 pesos in year 2018 is worth 127.9 pesos in **August 2024**

PURCHASING POWER OF PESO

Siquijor's purchasing power of peso remained in **August 2024** at **0.78**