



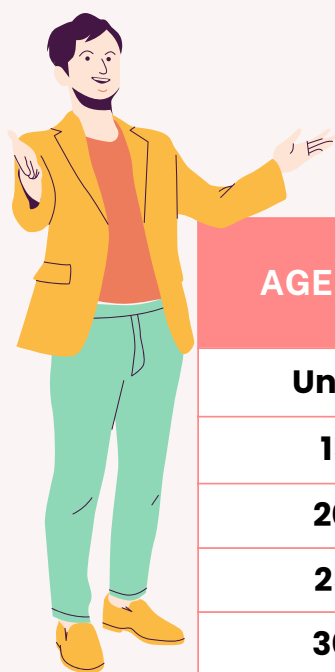
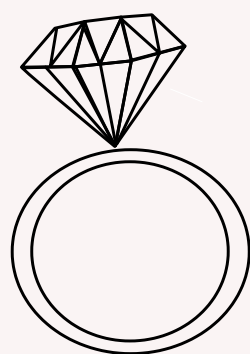
DID YOU KNOW?



CIVIL REGISTRATION AND VITAL STATISTICS TRIVIA



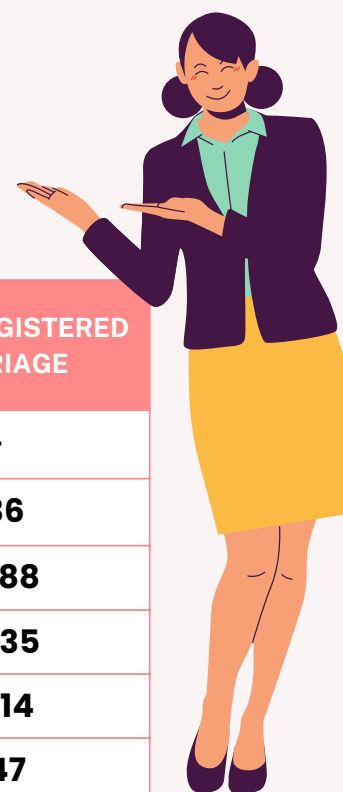
In the year 2022, majority of couples in Negros Oriental married between ages **25-29** years old



| AGE GROUP | NO. OF REGISTERED MARRIAGE |
|-------------|----------------------------|
| Under 15 | - |
| 15-19 | 113 |
| 20-24 | 1,608 |
| 25-29 | 3,008 |
| 30-34 | 2,004 |
| 35-39 | 877 |
| 40-44 | 349 |
| 45-49 | 154 |
| 50-54 | 99 |
| 55-59 | 70 |
| 60 and over | 153 |
| Not Stated | - |



| AGE GROUP | NO. OF REGISTERED MARRIAGE |
|-------------|----------------------------|
| Under 15 | - |
| 15-19 | 736 |
| 20-24 | 2,288 |
| 25-29 | 2,935 |
| 30-34 | 1,514 |
| 35-39 | 547 |
| 40-44 | 217 |
| 45-49 | 89 |
| 50-54 | 37 |
| 55-59 | 39 |
| 60 and over | 33 |
| Not Stated | - |



OF THE 8,435 REGISTERED MARRIAGES IN NEGROS ORIENTAL FOR THE YEAR 2022, AROUND **ONE IN THREE MEN** (3,008 OR 35.7% SHARE) MARRIED AT THE AGE OF **25-29**

MEANWHILE, THE NUMBER OF MEN WHO ARE **OVER 50 YEARS** OF AGE WAS RECORDED AT **3.8%** SHARE OR 322 MARRIAGES

AROUND **ONE IN THREE WOMEN** (2,935 OR 34.8% SHARE) MARRIED AT THE AGE OF **25-29**.

A TOTAL OF **736 (8.7% SHARE)** MARRIAGES INVOLVED ADOLESCENT FEMALES **BELOW 20 YEARS OLD**. THIS IS MORE THAN SIX TIMES THAN THE NUMBER OF MARRIAGES INVOLVING ADOLESCENT MALES (113 OR 1.3% SHARE)

THE NUMBER OF WOMEN WHO ARE **OVER 50 YEARS** OF AGE WAS RECORDED AT **1.29%** SHARE 109 MARRIAGES

Source: Philippine Statistics Authority (Data on marriages are those registered at the Office of the City/Municipal Registrars throughout the country and submitted to the Office of the Civil Registrar General; Certificate of Marriage- Municipal Form 97)

Note: Figures are results of actual registration without any adjustment for under registration