



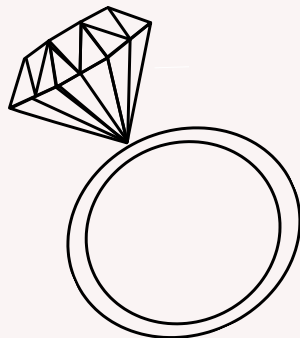
# DID YOU KNOW?




## CIVIL REGISTRATION AND VITAL STATISTICS TRIVIA



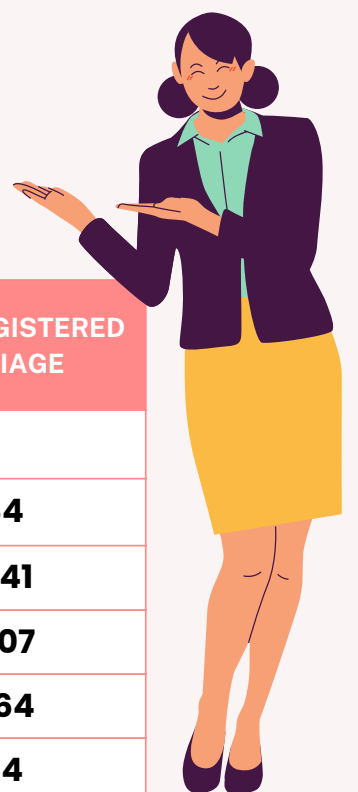
In the year 2023, majority of couples in Negros Oriental married between ages **25-29** years old.



AGE GROUP	NO. OF REGISTERED MARRIAGE
Under 15	-
15-19	102
20-24	1,332
25-29	2,573
30-34	1,910
35-39	852
40-44	357
45-49	134
50-54	96
55-59	65
60 and over	135
Not Stated	-



AGE GROUP	NO. OF REGISTERED MARRIAGE
Under 15	-
15-19	584
20-24	2,041
25-29	2,507
30-34	1,464
35-39	534
40-44	217
45-49	97
50-54	46
55-59	33
60 and over	33
Not Stated	-



OF THE 7,556 REGISTERED MARRIAGES IN NEGROS ORIENTAL FOR THE YEAR 2023, AROUND **ONE IN THREE MEN** (2,573 OR 34.1% SHARE) MARRIED AT THE AGE OF **25-29**

AROUND **ONE IN THREE WOMEN** (2,507 OR 33.2% SHARE) MARRIED AT THE AGE OF **25-29**.

A TOTAL OF **584 (7.7% SHARE)** MARRIAGES INVOLVED ADOLESCENT FEMALES **BELOW 20 YEARS OLD**. THIS IS FIVE TIMES THAN THE NUMBER OF MARRIAGES INVOLVING ADOLESCENT MALES (102 OR 1.3% SHARE)

MEANWHILE, THE NUMBER OF MEN WHO ARE **OVER 50 YEARS OF AGE** WAS RECORDED AT **3.9% SHARE** OR 296 MARRIAGES

THE NUMBER OF WOMEN WHO ARE **OVER 50 YEARS OF AGE** WAS RECORDED AT **1.5% SHARE** OR 112 MARRIAGES

Source: Philippine Statistics Authority (Data on marriages are those registered at the Office of the City/Municipal Registrars throughout the country and submitted to the Office of the Civil Registrar General; Certificate of Marriage- Municipal Form 97)

Note: Figures are results of actual registration without any adjustment for under registration