



CENTRAL VISAYAS

INFLATION RATE FOR ALL INCOME HOUSEHOLDS, JANUARY 2025 (2018=100)

Inflation Rate is equivalent to a decline in the purchasing power of the peso. It is the change in the Consumer Price Index over a specific period of time (usually a month or a year). The 2018=100 means the base year or base period at which the index is set to 100.



Inflation for **All Income Households** decelerated to

2.5% from 2.9% in December 2024.


Main Drivers to the Uptrend



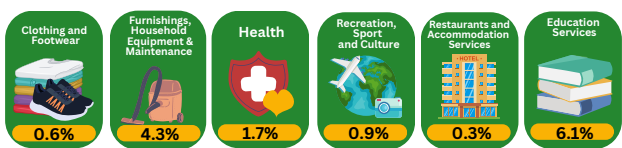
Higher annual increase was noted in the index of



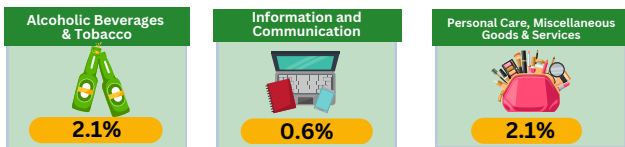
Commodity group that shifted from negative inflation to zero inflation



Slower annual increases were posted in the indices of the following commodity groups:

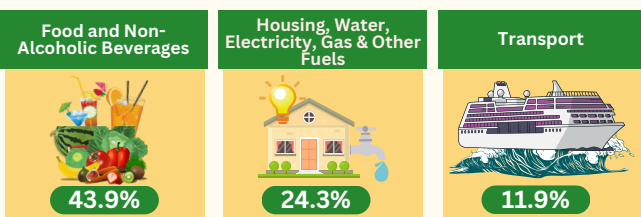


Commodity groups retained their previous month's rate:



Main Contributors


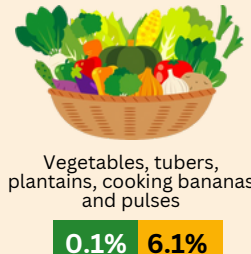
(in percent share)



FOOD INFLATION

accelerated to **3.0%** in January 2025 from 2.4% in December 2024.

Main Drivers to the Uptrend



DECEMBER 2024 JANUARY 2025

Main Contributors

(in percent share)



Inflation Rates Across Provinces

Two Highly Urbanized Cities in Central Visayas reported a faster annual increase in inflation, while two provinces and one HUC experienced slower annual increases. Meanwhile, two provinces maintained their inflation rates.

