

FISHERIES STATISTICS

Result in Central Visayas
Second Quarter 2021

VOLUME OF PRODUCTION (in Metric Tons)



COMMERCIAL FISHERIES

TOTAL = 3,716

TOP 5 SPECIES




1		Big-eyed scad (<i>Matangbaka</i>) - 1,041
2		Roundscad (<i>Galunggong</i>) - 797
3		Fimbriated sardines (<i>Tunsoy</i>) - 636
4		Bali sardinella (<i>Tamban</i>) - 315
5		Indian mackerel (<i>Alumahan</i>) - 163

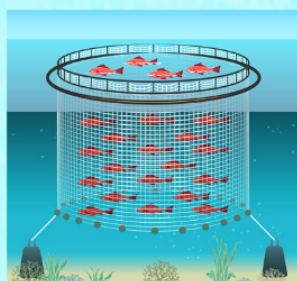


MARINE MUNICIPAL FISHERIES

TOTAL = 20,913

TOP 5 SPECIES






1		Siganid (<i>Samara</i>) - 1,268
2		Big-eyed scad (<i>Matangbaka</i>) - 1,228
3		Squid (<i>Pusit</i>) - 1,148
4		Frigate tuna (<i>Tulingan</i>) - 1,097
5		Goatfish (<i>Saramulyete</i>) - 1,013



AQUACULTURE

TOTAL = 14,460

TOP 5 SPECIES

1		Seaweed - 11,820
2		P. Vannamei - 1,324
3		Milkfish (<i>Bangus</i>) - 943
4		Tilapia - 153
5		Oyster - 114