



Third Quarter, 2021

Consumer Price Index (CPI) Inflation Rate (IR) and Purchasing Power of Peso (PPP) of Siquijor Province

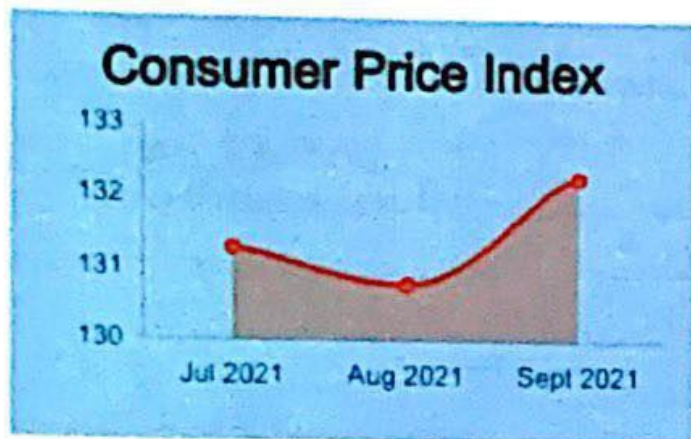
Reference No. 2021-IG61-023

131.3 July 2021 → 130.8 Aug 2021 → 132.3 Sept 2021



CONSUMER PRICE INDEX (CPI)

It is an Indicator of the changes in the average retail prices of a fixed basket of goods and services commonly purchased by households relative to the base year (2012).



INFLATION is the rate of change of CPI expressed in percent.


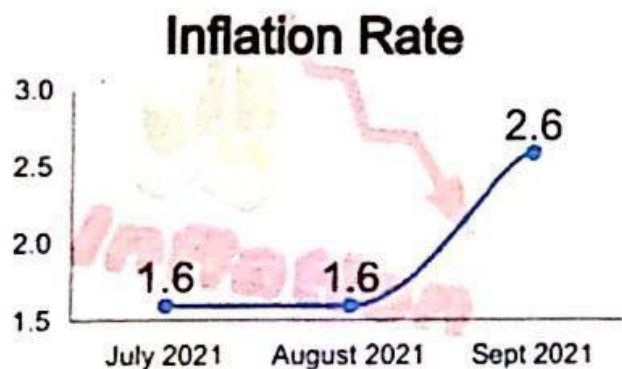


The **PURCHASING POWER OF PESO (PPP)** is inversely related to inflation rate and computed as reciprocal of the CPI.

1.6 July 2021 → 1.6 Aug 2021 → 2.6 Sept 2021

0.76

Aug - Sept 2021
(2012 = P1.00)



Source: PSA Siquijor Provincial Statistical Office

