

2021 PROVINCIAL PRODUCT ACCOUNTS OF THE PROVINCE OF CEBU

At Constant 2018 Prices

Province of Cebu

remains to be the

LARGEST ECONOMY

in Central Visayas

30.9 %

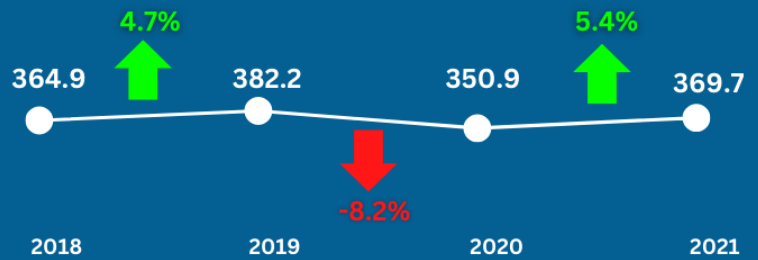
Percent Share to the Total Economy of
Central Visayas

PHP 369.7 BILLION

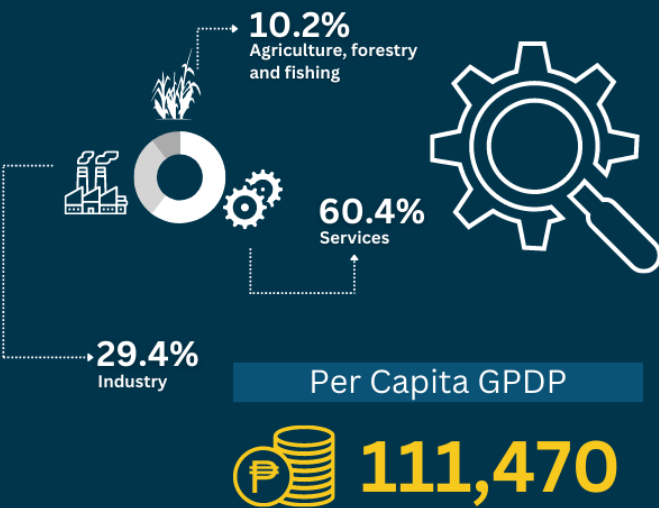
Gross Provincial Domestic Product (GDP)



Performance of the Economy from 2018 to 2021, in Billion PHP



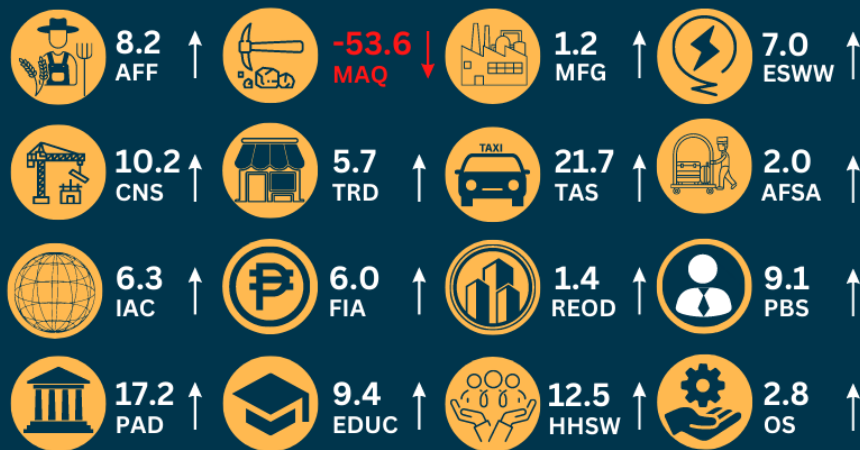
Percent Share by Major Industry



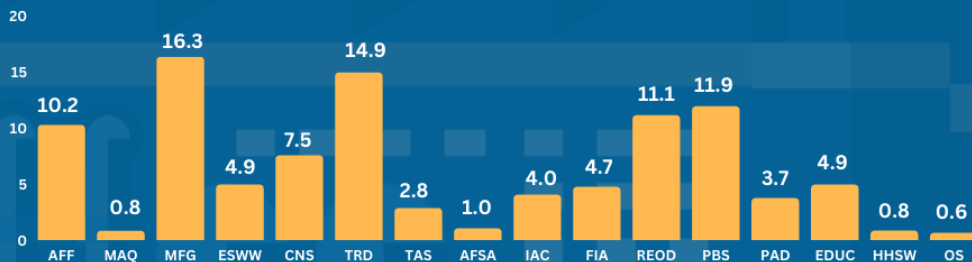
Per Capita GDP

111,470

Growth Rates by Industry in percent



Percent Share by Industry



Top 3 Contributors to the GDP Growths in percentage points



AFF - Agriculture, forestry, and fishing
MAQ - Mining and quarrying
MFG - Manufacturing
ESWW - Electricity, steam, water and waste management
CNS - Construction
TRD - Wholesale and retail trade; repair of motor vehicle and motorcycle
TAS - Transportation and storage
AFSA - Accommodation and food service activities

IAC - Information and communication
FIA - Financial and insurance activities
REOD - Real estate and ownership of dwellings
PBS - Professional and business services
PAD - Public administration and defense; compulsory social activities
EDUC - Education
HHSW - Human health and social work activities
OS - Other services