

2021 PROVINCIAL PRODUCT ACCOUNTS OF THE CITY OF CEBU

At Constant 2018 Prices

City of Cebu

remains to be the

2ND LARGEST ECONOMY
in Central Visayas

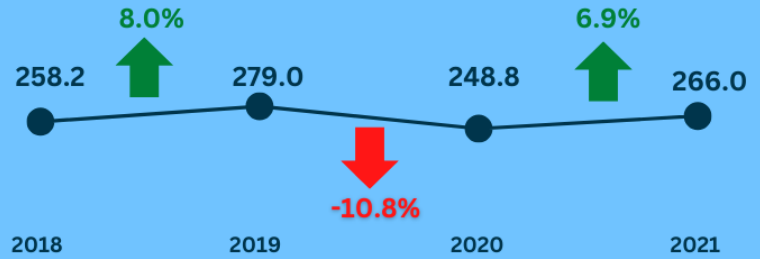
22.2%

Percent Share to the Total Economy of
Central Visayas

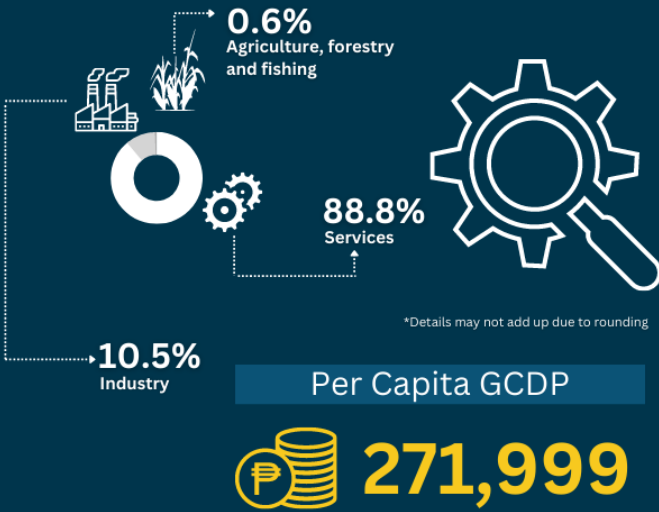
PHP 266.0 BILLION
Gross City Domestic Product (GCDP)



Performance of the Economy from 2018 to 2021, in Billion PHP



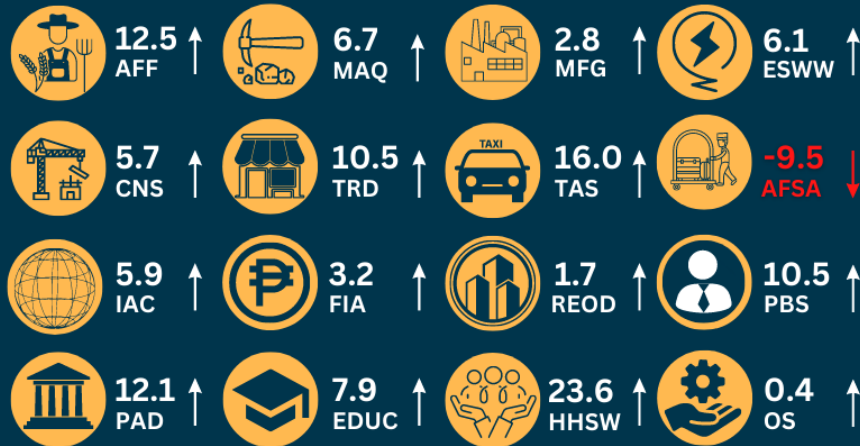
2021 Percent Share by Major Industry



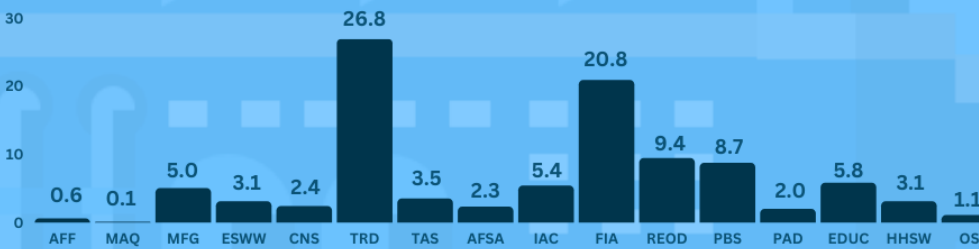
Per Capita GCDP

271,999

Growth Rates by Industry in percent



Percent Share by Industry



Top 3 Contributors to the GCDP Growths in percentage points



AFF - Agriculture, forestry, and fishing
MAQ - Mining and quarrying
MFG - Manufacturing
ESWW - Electricity, steam, water and waste management
CNS - Construction
TRD - Wholesale and retail trade; repair of motor vehicles and motorcycle
TAS - Transportation and storage
AFSA - Accommodation and food service activities

IAC - Information and communication
FIA - Financial and insurance activities
REOD - Real estate and ownership of dwellings
PBS - Professional and business services
PAD - Public administration and defense; compulsory social activities
EDUC - Education
HHSW - Human health and social work activities
OS - Other services